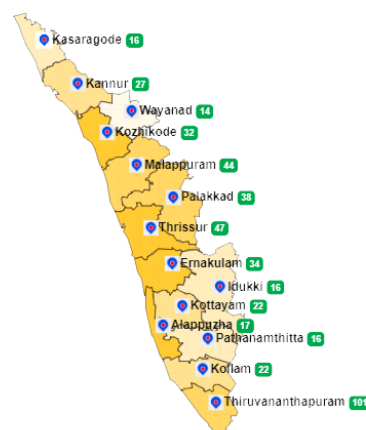


1. eHealth Kerala - Vital Statistics

Live Institutions	21
Medical College Hospitals	1
PHCs/FHCs	15
CHCs	1
DHs/GHs	1
PH Labs	0
Other(Inc UPHCs,Taluk Hospitals)	3



2. Highlights



- The district remains at position 3 in overall performance ranking of districts based on PHCs/FHCs/UPHCs.
- Reception module is functional in all PHCs/FHCs/UPHCs of the district.
- District remains at
 - position 2 in UHID Visits with nearly 57%.
 - position 4 in Pharmacy Usage with nearly 70%.
- The district is at position 7(up by 4) in the number of online appointment booking.



- The district is at position 10(down by 1) in Doctor Consultation with 82%.
- The district is at position 5 in house survey completion (4%) and at position 8 in member survey completion (0.05%).

3. eHealth - District Ranking Matrix Based on Performance of PHCs/FHCs/UPHCs

The ranking matrix showcase the district performance in providing eHealth services through PHCs/FHCs/UPHCs based on six different parameters. These parameters include whether the reception module is started or not, UHID Visits, Doctor Consultation, Pharmacy Usage, Lab Usage and number of Live Institutions. Based on the ranking, the districts are classified into three broad categories, the best performing districts, the average performing districts and the low performing districts.

The best performing districts should strive to continue to remain in the same position, whereas the average performing as well as the low performing districts should strive to reach to the 'top four' league.

The ranking matrix for the month of February '23 is given below:

District	Rank
WAYANAD	1
IDUKKI	2
KOLLAM	2
PALAKKAD	2
PATHANAMTHITTA	2
THIRUVANANTHAPURAM	2
ALAPPUZHA	3
THRISSUR	3
KOTTAYAM	4
KANNUR	5
KOZHIKODE	5
MALAPPURAM	6
KASARAGOD	7
ERNAKULAM	8

 Best performing
 Average performing
 Low performing

3. eHealth - Institution Level Ranking of PHCs/FHCs/UPHCs

Hospital	Rank
Family Health Centre Purakkad	1
Family Health Centre Arattupuzha	2
Family Health Centre Kanjikuzhy	2
Family Health Centre Punnapra North	2
Family Health Centre Veeyapuram	2
Family Health Centre Vettakkal	2
Urban Primary Health Centre Cheravally	3
Family Health Centre Aroor	4
Family Health Centre Chettikulangara	4
Family Health Centre Pallipuram	4
Family Health Centre Cheruthana	5
Family Health Centre Palamel	5
Family Health Centre Perumpalam	5
Urban Primary Health Centre Mullathu Valappu	5
Family Health Centre Kalavoor	6
Family Health Centre Panavally	6
Family Health Centre Kandalloor	7

3.1 eHealth Performance - Reception Module

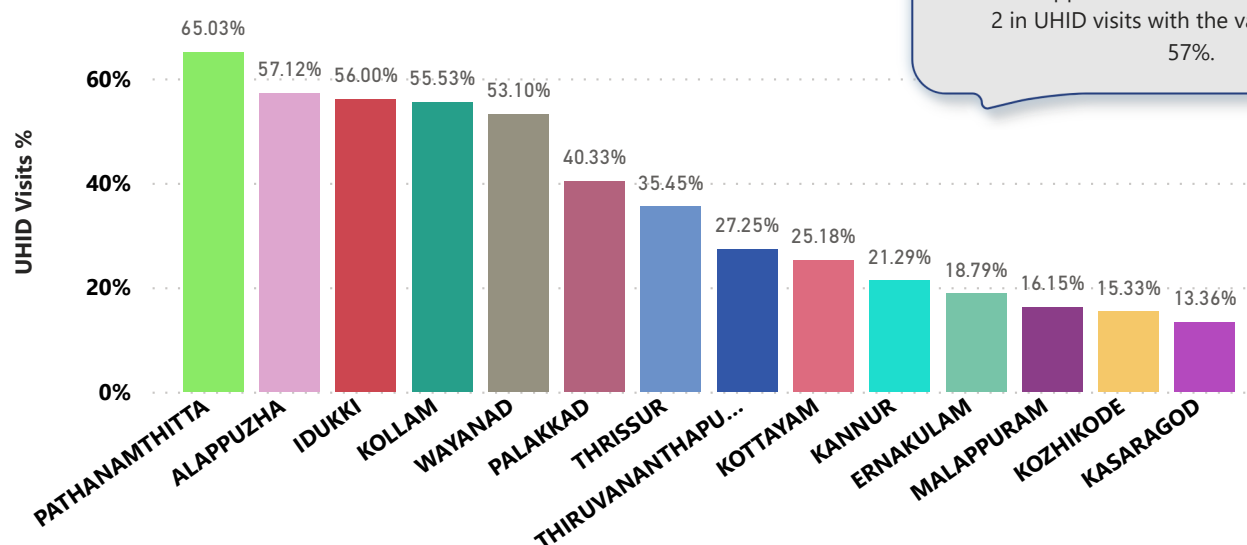
Reception Module is considered to be functional in a PHC/FHC/UPHC only if the number of total visits for the month is of minimum 500.

Reception module started in all PHCs/FHCs/UPHCs

District	PHC/FHC/UPHC Count	PHC/FHC/UPHC with Reception	% of PHC/FHC/UPHC with Reception
ALAPPUZHA	17	17	100.00%
KOLLAM	21	21	100.00%
PATHANAMTHITTA	17	17	100.00%
WAYANAD	15	15	100.00%
PALAKKAD	38	37	97.00%
THIRUVANANTHAPURAM	68	65	96.00%
THRISSUR	54	52	96.00%
KASARAGOD	19	18	95.00%
IDUKKI	17	16	94.00%
KANNUR	27	25	93.00%
KOTTAYAM	22	20	91.00%
MALAPPURAM	46	42	91.00%
ERNAKULAM	33	28	85.00%
KOZHIKODE	34	28	82.00%

3.2 e-Health Performance - UHID Visits

UHID Visit % is calculated as (UHID Visits / Total Visit) *100



The Alappuzha district remains at position 2 in UHID visits with the value of nearly 57%.

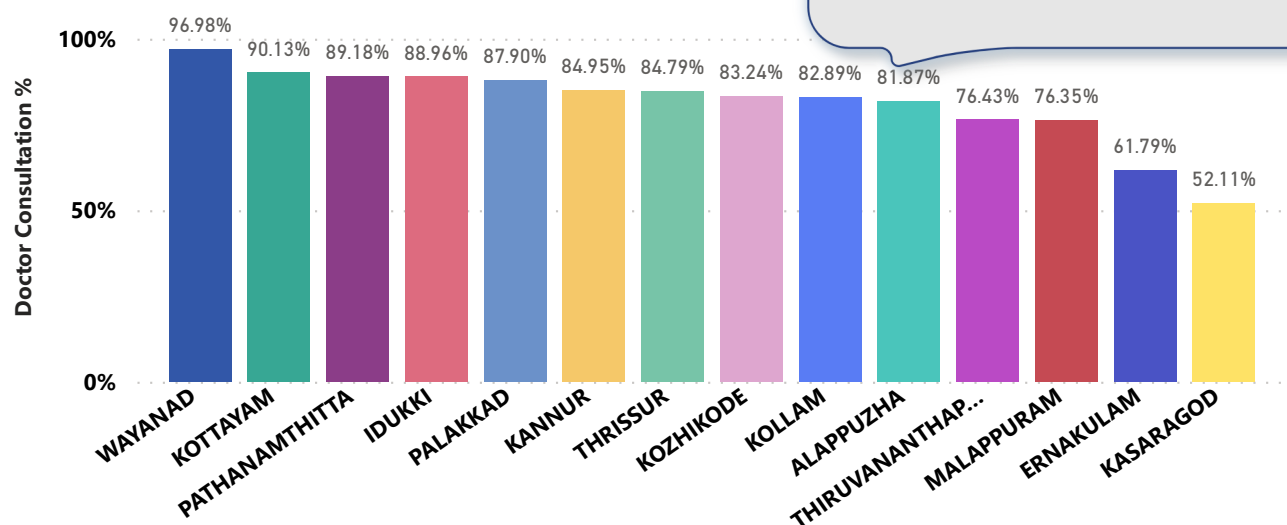
PHCs/FHCs/UPHCs based on UHID Visits

Institutions with atleast 100 UHID visits are listed here.

Hospital	UHID Visit %
Family Health Centre Purakkad	87.00%
Family Health Centre Vettakkal	82.00%
Family Health Centre Perumpalam	76.00%
Family Health Centre Punnapra North	73.00%
Family Health Centre Palamel	68.00%
Family Health Centre Kanjikuzhy	63.00%
Family Health Centre Veeyapuram	63.00%
Urban Primary Health Centre Mullathu Valappu	61.00%
Family Health Centre Aroor	60.00%
Family Health Centre Arattupuzha	56.00%

Hospital	UHID Visit %
Family Health Centre Kandalloor	31.00%
Family Health Centre Kalavoor	36.00%
Urban Primary Health Centre Cheravally	40.00%
Family Health Centre Cheruthana	47.00%
Family Health Centre Chettikulangara	53.00%
Family Health Centre Pallipuram	53.00%
Family Health Centre Panavally	53.00%
Family Health Centre Arattupuzha	56.00%
Family Health Centre Aroor	60.00%
Urban Primary Health Centre Mullathu Valappu	61.00%

3.3 e-Health Performance - Doctor Consultation



The Alappuzha district is at position 10(down by 1) in OP consultation by doctors with 82%.

Doctor Consultation Percentage in PHCs/FHCs/UPHCs

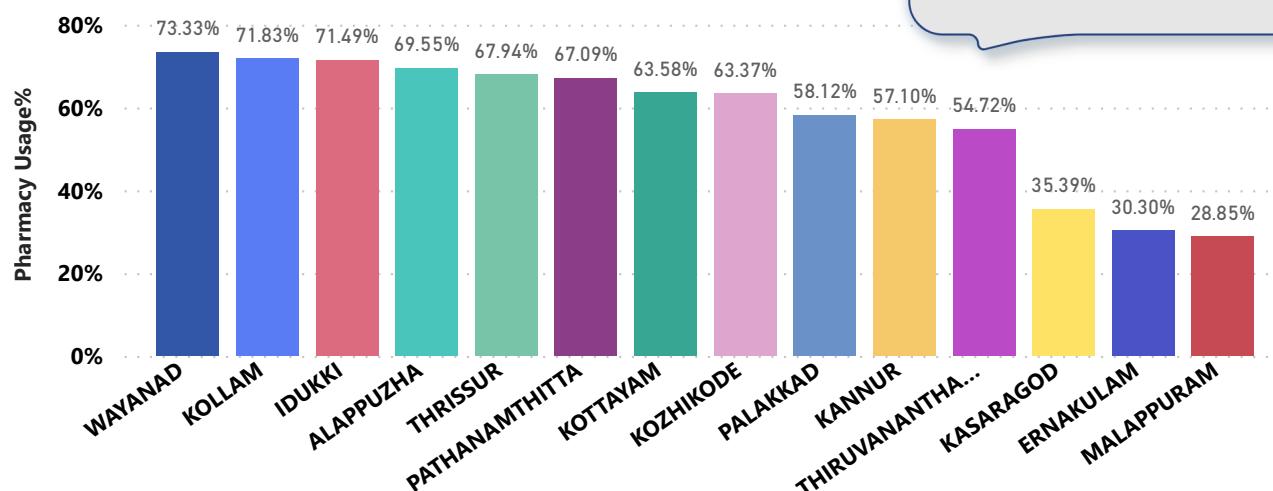
Hospital	Doctor Consultation %
Family Health Centre Kalavoor	97.69%
Family Health Centre Chettikulangara	97.08%
Family Health Centre Punnapra North	96.69%
Family Health Centre Kanjikuzhy	95.23%
Family Health Centre Palamel	94.38%
Family Health Centre Veeyapuram	93.89%
Urban Primary Health Centre Cheravally	93.48%
Family Health Centre Pallipuram	93.08%
Family Health Centre Purakkad	91.69%
Family Health Centre Cheruthana	90.38%
Family Health Centre Aroor	90.13%
Family Health Centre Arattupuzha	90.03%
Family Health Centre Vettakkal	86.21%
Family Health Centre Perumpalam	68.24%

Hospital	Doctor Consultation %
Family Health Centre Kandallor	16.96%
Urban Primary Health Centre Mullathu Valappu	57.66%
Family Health Centre Panavally	58.91%
Family Health Centre Perumpalam	68.24%
Family Health Centre Vettakkal	86.21%
Family Health Centre Arattupuzha	90.03%
Family Health Centre Aroor	90.13%
Family Health Centre Cheruthana	90.38%
Family Health Centre Purakkad	91.69%
Family Health Centre Pallipuram	93.08%
Urban Primary Health Centre Cheravally	93.48%
Family Health Centre Veeyapuram	93.89%
Family Health Centre Palamel	94.38%

3.4 e-Health Performance - Pharmacy Usage in PHCs/FHCs/UPHCs

Pharmacy usage is calculated as (Pharmacy Prescription Count / Total Visits) *100

The Alappuzha district remains at position 4 in Pharmacy Usage with nearly 70%.



Pharmacy Usage in PHCs/FHCs/UPHCs

Hospital	Pharmacy Usage %
Family Health Centre Punnapra North	91.00%
Family Health Centre Veeyapuram	88.00%
Family Health Centre Chettikulangara	86.00%
Family Health Centre Pallipuram	86.00%
Family Health Centre Arattupuzha	85.00%
Family Health Centre Vettakkal	83.00%
Family Health Centre Purakkad	82.00%
Family Health Centre Kanjikuzhy	79.00%
Urban Primary Health Centre Cheravally	79.00%
Family Health Centre Cheruthana	78.00%
Family Health Centre Aroor	72.00%
Family Health Centre Kalavoor	72.00%
Family Health Centre Palamel	72.00%

Hospital	Pharmacy Usage %
Family Health Centre Kandallloor	12.00%
Family Health Centre Panavally	44.00%
Urban Primary Health Centre Mullathu Valappu	48.00%
Family Health Centre Perumpalam	55.00%
Family Health Centre Aroor	72.00%
Family Health Centre Kalavoor	72.00%
Family Health Centre Palamel	72.00%
Family Health Centre Cheruthana	78.00%
Family Health Centre Kanjikuzhy	79.00%
Urban Primary Health Centre Cheravally	79.00%
Family Health Centre Purakkad	82.00%
Family Health Centre Vettakkal	83.00%
Family Health Centre Arattupuzha	85.00%

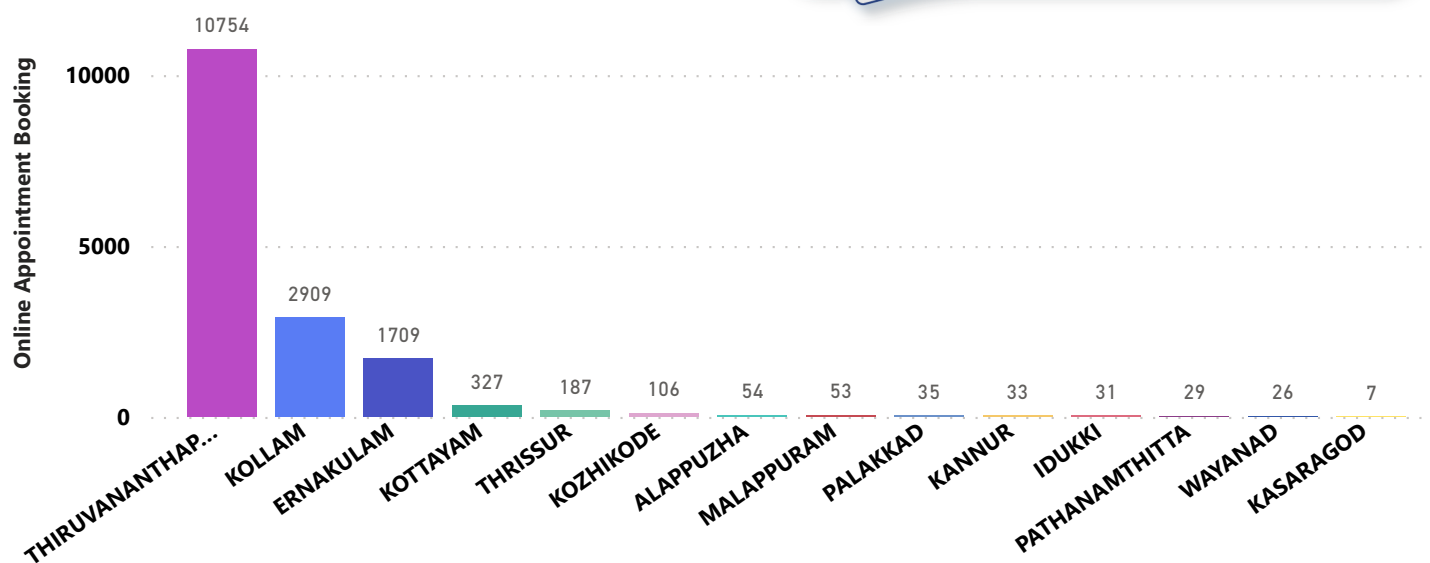
4. Status of Modules started in Hospitals

District wise status of live institutions and the count of various modules [Reception, OP Consultation, Lab, Pharmacy] started.

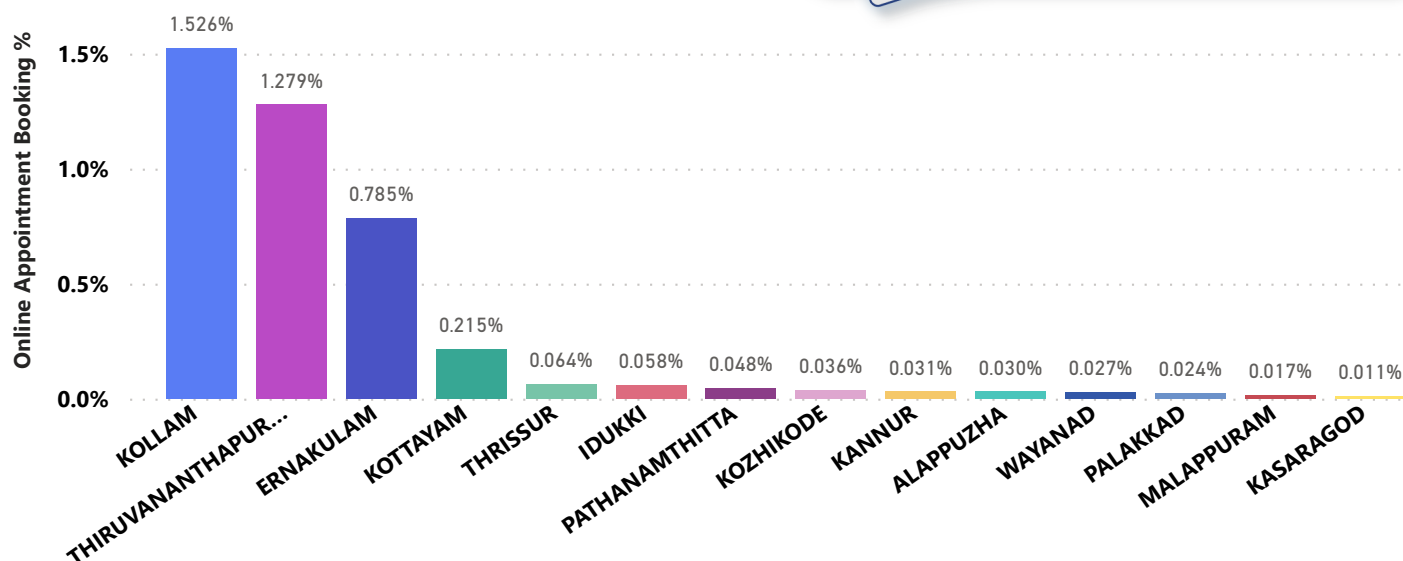
District Name	Live Institutions	Reception	Consultation	Lab	Pharmacy
THIRUVANANTHAPURAM	105	99 (94.3%)	94 (89.5%)	83 (79.%)	79 (75.2%)
THRISSUR	59	56 (94.9%)	53 (89.8%)	49 (83.1%)	53 (89.8%)
MALAPPURAM	49	45 (91.8%)	42 (85.7%)	20 (40.8%)	30 (61.2%)
KOZHIKODE	46	36 (78.3%)	34 (73.9%)	27 (58.7%)	28 (60.9%)
PALAKKAD	39	39 (100.%)	37 (94.9%)	32 (82.1%)	28 (71.8%)
ERNAKULAM	37	30 (81.1%)	29 (78.4%)	16 (43.2%)	21 (56.8%)
KANNUR	30	26 (86.7%)	26 (86.7%)	21 (70.%)	22 (73.3%)
KOTTAYAM	26	21 (80.8%)	21 (80.8%)	19 (73.1%)	20 (76.9%)
KOLLAM	23	23 (100.%)	23 (100.%)	23 (100.%)	23 (100.%)
ALAPPUZHA	21	21 (100.%)	19 (90.5%)	19 (90.5%)	18 (85.7%)
KASARAGOD	21	18 (85.7%)	18 (85.7%)	15 (71.4%)	16 (76.2%)
IDUKKI	19	18 (94.7%)	17 (89.5%)	11 (57.9%)	16 (84.2%)
PATHANAMTHITTA	19	18 (94.7%)	16 (84.2%)	13 (68.4%)	13 (68.4%)
WAYANAD	16	16 (100.%)	16 (100.%)	14 (87.5%)	15 (93.8%)
Total	510	466 (91.4%)	445 (87.3%)	362 (71.%)	382 (74.9%)

5. Percentage of Online Appointment Booking in Hospitals

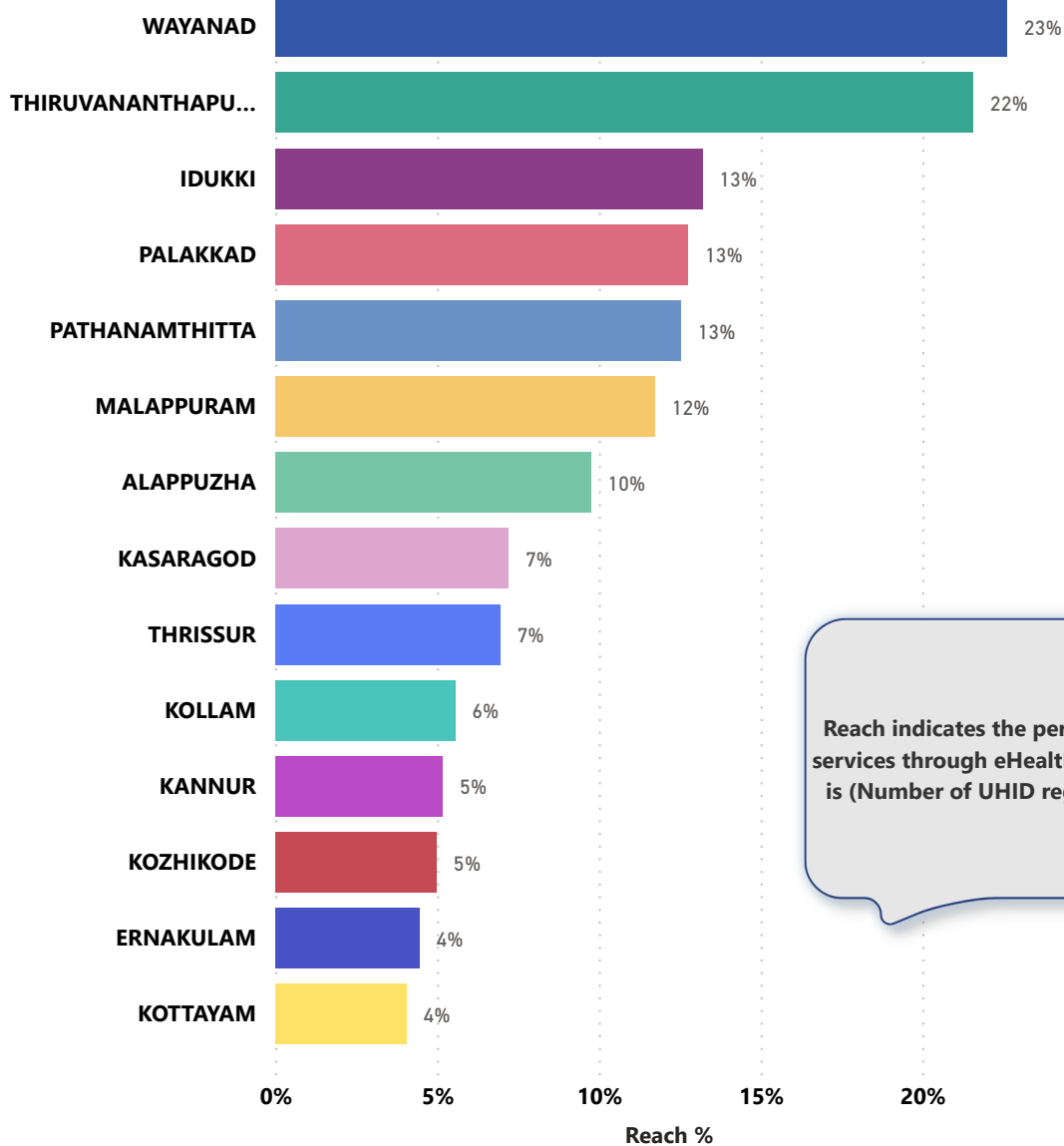
District-wise count of online appointments taken during the month February'23. Alappuzha district is at position 7(up by 4) in online appointment booking.



District-wise percentage of online appointment booking up on OP visits for the month of February '23. Calculation is performed as (Online Visits / OP Visits) * 100 %.



6. eHealth Performance - Reach



Reach indicates the percentage of population availing services through eHealth. The formula used to calculate is $(\text{Number of UHID registered} / \text{Population}) * 100 \%$.

7. Public Health Survey Status

