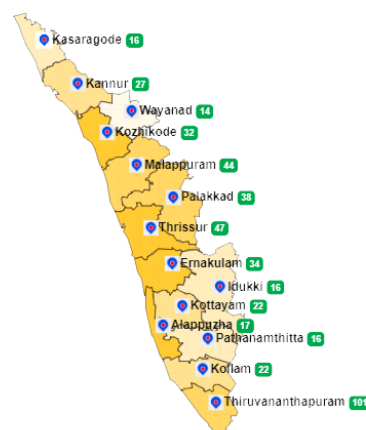


1. eHealth Kerala - Vital Statistics

Live Institutions	37
Medical College Hospitals	1
PHCs/FHCs	28
CHCs	0
DHs/GHs	1
PH Labs	0
Other(Inc UPHCs,Taluk Hospitals)	7



2. Highlights



- The reception module is functional in 28 of the 33 PHCs/FHCs/UPHCs of the Ernakulam district.
- District is at position 13(up by 1) in Pharmacy Usage(30%, up by 3%).
- The district remains at position 3 in online appointment booking.



- The Ernakulam District remains at last position in the overall performance ranking of districts based on PHCs/FHCs/UPHCs.
- District remains at :
 - - position 11 in UHID Visits (19%) .
 - position 13 in Doctor Consultation(61%).
- The district remains at 13th position in reach rank which indicates UHID registration proportionate to the population.
- The district is at position 8 in house survey completion (2.19%) and at position 12 in member survey completion (0.01%).

3. eHealth - District Ranking Matrix Based on Performance of PHCs/FHCs/UPHCs

The ranking matrix showcase the district performance in providing eHealth services through PHCs/FHCs/UPHCs based on six different parameters. These parameters include whether the reception module is started or not, UHID Visits, Doctor Consultation, Pharmacy Usage, Lab Usage and number of Live Institutions. Based on the ranking, the districts are classified into three broad categories, the best performing districts, the average performing districts and the low performing districts.

The best performing districts should strive to continue to remain in the same position, whereas the average performing as well as the low performing districts should strive to reach to the 'top four' league.

The ranking matrix for the month of February '23 is given below:

District	Rank
WAYANAD	1
IDUKKI	2
KOLLAM	2
PALAKKAD	2
PATHANAMTHITTA	2
THIRUVANANTHAPURAM	2
ALAPPUZHA	3
THRISSUR	3
KOTTAYAM	4
KANNUR	5
KOZHIKODE	5
MALAPPURAM	6
KASARAGOD	7
ERNAKULAM	8

 Best performing
 Average performing
 Low performing

3. eHealth - Institution Level Ranking of PHCs/FHCs/UPHCs

Hospital	Rank
Family Health Centre Eroor	1
Family Health Centre Kadavoor	2
Family Health Centre Maneed	3
Family Health Centre Munambam	3
Family Health Centre Karumallor	4
Urban Primary Health Centre Kennadimukku	4
Family Health Centre Kottappady	5
Urban Primary Health Centre Moolamkuzhy	5
Family Health Centre Mazhuvannoor	6
Family Health Centre Vazhakulam	6
Family Health Centre Thirumarady	7
Family Health Centre Cheranelloore	8
Family Health Centre Chittattukara	8
Family Health Centre Gothuruth	8
Family Health Centre Thiruvaniyoor	8
Family Health Centre Alangad	9
Family Health Centre Ayyampuzha	9
Family Health Centre Chowara	9
Family Health Centre Kodanad	9
Family Health Centre Manjapra	9
Family Health Centre Neriyamangalam	9
Family Health Centre Okkal	9
Family Health Centre Chellanam	10
Family Health Centre Edavanakkad	10
Family Health Centre Koonammavu	10
Family Health Centre Kuttampuzha	10
Family Health Centre Mulavukad	10
Family Health Centre Rayamangalam	10
Family Health Centre Paipra	11
Urban Primary Health Centre Elamanthoppu	12

3.1 eHealth Performance - Reception Module

Reception Module is considered to be functional in a PHC/FHC/UPHC only if the number of total visits for the month is of minimum 500.

Reception module started in 28 of 33
PHCs/FHCs/UPHCs

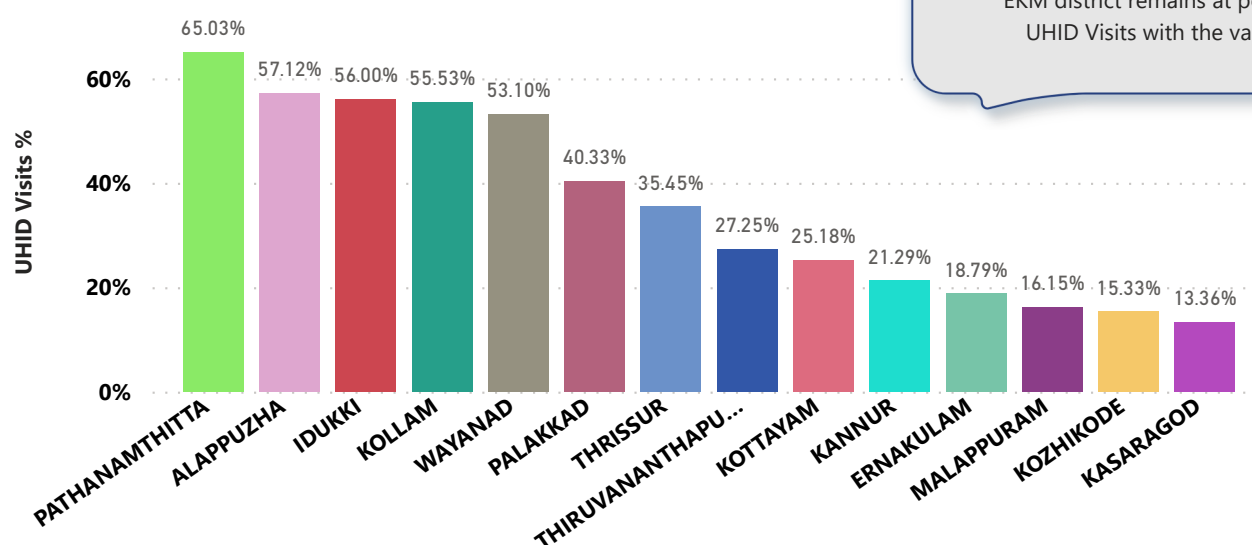
District	PHC/FHC/UPHC Count	PHC/FHC/UPHC with Reception	% of PHC/FHC/UPHC with Reception
ALAPPUZHA	17	17	100.00%
KOLLAM	21	21	100.00%
PATHANAMTHITTA	17	17	100.00%
WAYANAD	15	15	100.00%
PALAKKAD	38	37	97.00%
THIRUVANANTHAPURAM	68	65	96.00%
THRISSUR	54	52	96.00%
KASARAGOD	19	18	95.00%
IDUKKI	17	16	94.00%
KANNUR	27	25	93.00%
KOTTAYAM	22	20	91.00%
MALAPPURAM	46	42	91.00%
ERNAKULAM	33	28	85.00%
KOZHIKODE	34	28	82.00%

Institutions where the reception module is
either not started or not using

Hospital Name
Family Health Centre Nayarambalm
Family Health Centre Paipra
Urban Primary Health Centre Elamanthoppu
Urban Primary Health Centre Thammanam
Urban Primary Health Centre Vattekunnam

3.2 e-Health Performance - UHID Visits

UHID Visit % is calculated as (UHID Visits / Total Visit) *100



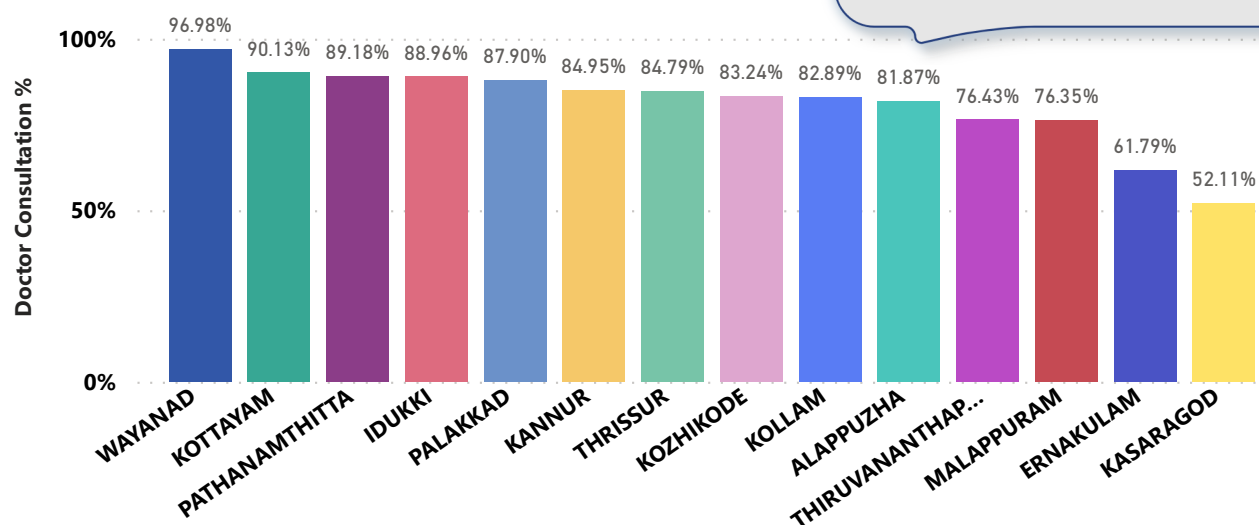
PHCs/FHCs/UPHCs based on UHID Visits

Institutions with atleast 100 UHID visits are listed here.

Hospital	UHID Visit %
Family Health Centre Munambam	80.00%
Family Health Centre Eroor	63.00%
Family Health Centre Kadavoor	61.00%
Family Health Centre Maneed	51.00%
Family Health Centre Thirumarady	49.00%
Family Health Centre Neriya Mangalam	30.00%
Family Health Centre Chittattukara	29.00%
Family Health Centre Kottappady	21.00%
Urban Primary Health Centre Moolamkuzhy	20.00%
Family Health Centre Cheranelloore	19.00%
Family Health Centre Mazhuvannoor	18.00%
Family Health Centre Thiruvaniyoor	17.00%
Family Health Centre Vazhakulam	15.00%

Hospital	UHID Visit %
Family Health Centre Rayamangalam	3.00%
Family Health Centre Kodanad	4.00%
Family Health Centre Koonammavu	4.00%
Family Health Centre Mulavukad	6.00%
Family Health Centre Edavanakkad	7.00%
Urban Primary Health Centre Kennadimukku	8.00%
Family Health Centre Manjapra	10.00%
Family Health Centre Vazhakulam	15.00%
Family Health Centre Thiruvaniyoor	17.00%
Family Health Centre Mazhuvannoor	18.00%
Family Health Centre Cheranelloore	19.00%
Urban Primary Health Centre Moolamkuzhy	20.00%

3.3 e-Health Performance - Doctor Consultation



EKM district remains at position 13 in Doctor Consultation with 61%.

Doctor Consultation Percentage in PHCs/FHCs/UPHCs

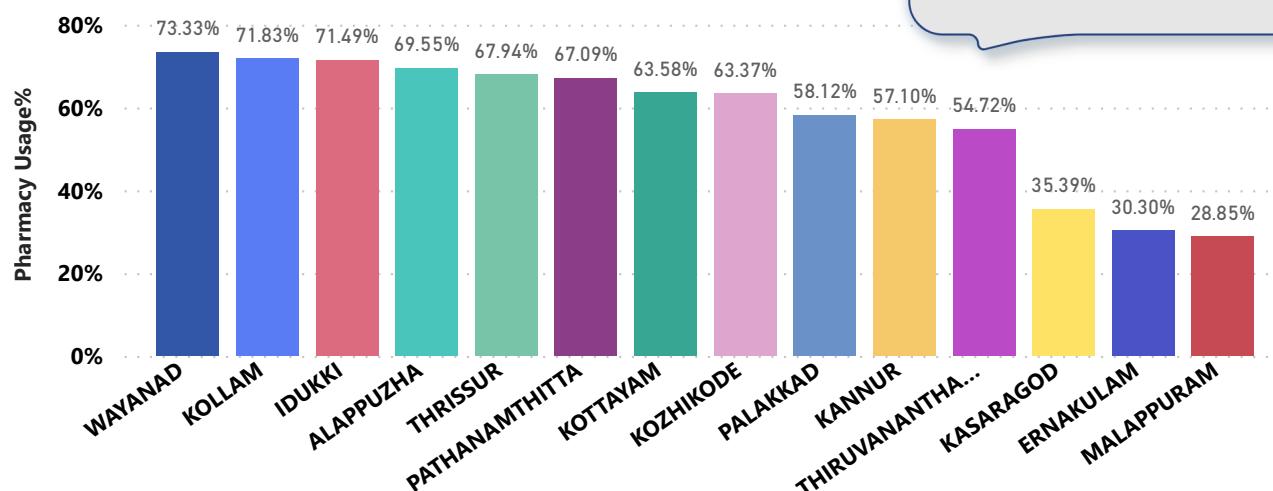
Hospital	Doctor Consultation %
Family Health Centre Mazhuvannoor	98.02%
Family Health Centre Eroor	97.18%
Family Health Centre Kadavoor	96.61%
Urban Primary Health Centre Moolamkuzhy	89.40%
Family Health Centre Maneed	87.10%
Family Health Centre Vazhakulam	86.91%
Family Health Centre Munambam	81.64%
Urban Primary Health Centre Kennadimukku	80.38%
Family Health Centre Cheranelloore	77.15%
Family Health Centre Kottappady	75.76%
Family Health Centre Manjapra	74.70%
Family Health Centre Chittattukara	63.73%
Family Health Centre Thirumarady	59.53%

Hospital	Doctor Consultation %
Family Health Centre Edavanakkad	0.00%
Family Health Centre Mulavukad	2.99%
Family Health Centre Neriyamangalam	12.85%
Family Health Centre Koonammavu	38.50%
Family Health Centre Rayamangalam	41.11%
Family Health Centre Thiruvaniyoor	43.37%
Family Health Centre Kodanad	55.74%
Family Health Centre Thirumarady	59.53%
Family Health Centre Chittattukara	63.73%
Family Health Centre Manjapra	74.70%
Family Health Centre Kottappady	75.76%
Family Health Centre Cheranelloore	77.15%
Urban Primary Health Centre Kennadimukku	80.38%
Family Health Centre Munambam	81.64%

3.4 e-Health Performance - Pharmacy Usage in PHCs/FHCs/UPHCs

Pharmacy usage is calculated as (Pharmacy Prescription Count / Total Visits) *100

The EKM district is at position 13(up by 1) in Pharmacy Usage with 30%.



Pharmacy Usage in PHCs/FHCs/UPHCs

Hospital	Pharmacy Usage % ^
Family Health Centre Kadavoor	87.00%
Family Health Centre Eroor	84.00%
Family Health Centre Maneed	75.00%
Family Health Centre Kottappady	74.00%
Family Health Centre Munambam	74.00%
Urban Primary Health Centre Kennadimukku	74.00%
Urban Primary Health Centre Moolamkuzhy	74.00%
Family Health Centre Vazhakulam	56.00%
Family Health Centre Mazhuvannoor	52.00%
Family Health Centre Thiruvaniyoor	23.00%
Family Health Centre Kodanad	19.00%
Family Health Centre Thirumarady	19.00%

Hospital	Pharmacy Usage % ^
Family Health Centre Chittattukara	0.00%
Family Health Centre Edavanakkad	0.00%
Family Health Centre Manjapra	0.00%
Family Health Centre Koonammavu	1.00%
Family Health Centre Rayamangalam	2.00%
Family Health Centre Cheranelloore	3.00%
Family Health Centre Mulavukad	3.00%
Family Health Centre Neriyaamangalam	3.00%
Family Health Centre Kodanad	19.00%
Family Health Centre Thirumarady	19.00%
Family Health Centre Thiruvaniyoor	23.00%
Family Health Centre Mazhuvannoor	52.00%
Family Health Centre Vazhakulam	56.00%
Family Health Centre Kottappady	74.00%

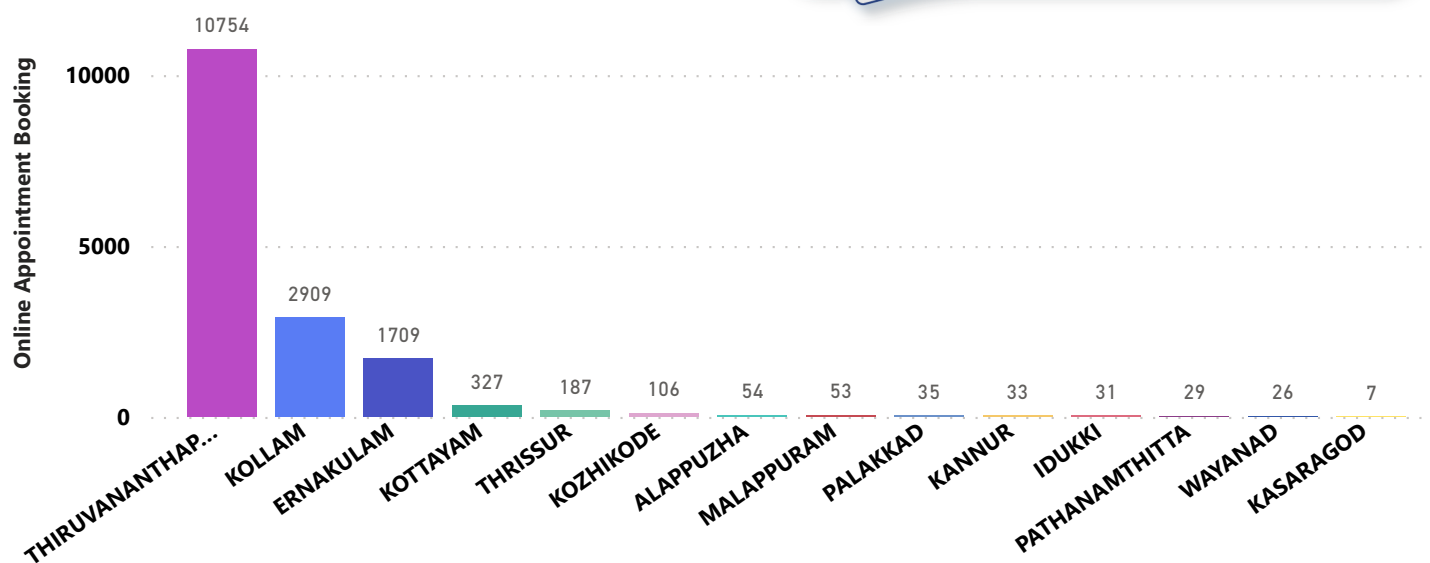
4. Status of Modules started in Hospitals

District wise status of live institutions and the count of various modules [Reception, OP Consultation, Lab, Pharmacy] started.

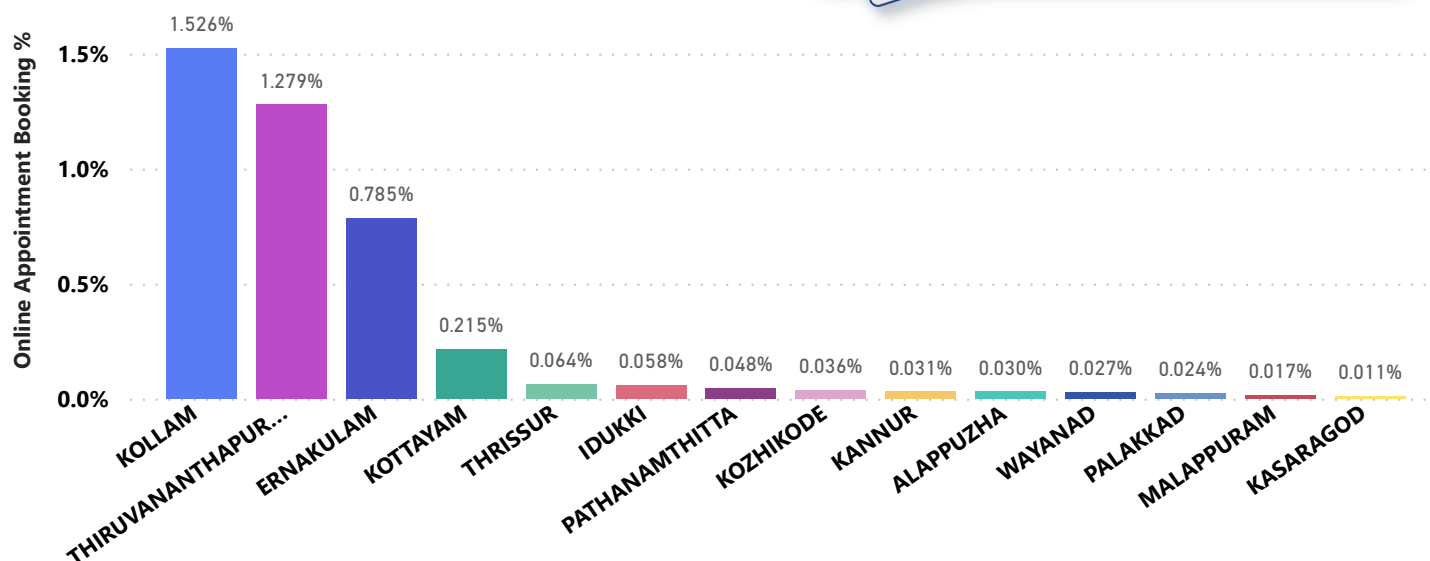
District Name	Live Institutions	Reception	Consultation	Lab	Pharmacy
THIRUVANANTHAPURAM	105	99 (94.3%)	94 (89.5%)	83 (79.%)	79 (75.2%)
THRISSUR	59	56 (94.9%)	53 (89.8%)	49 (83.1%)	53 (89.8%)
MALAPPURAM	49	45 (91.8%)	42 (85.7%)	20 (40.8%)	30 (61.2%)
KOZHIKODE	46	36 (78.3%)	34 (73.9%)	27 (58.7%)	28 (60.9%)
PALAKKAD	39	39 (100.%)	37 (94.9%)	32 (82.1%)	28 (71.8%)
ERNAKULAM	37	30 (81.1%)	29 (78.4%)	16 (43.2%)	21 (56.8%)
KANNUR	30	26 (86.7%)	26 (86.7%)	21 (70.%)	22 (73.3%)
KOTTAYAM	26	21 (80.8%)	21 (80.8%)	19 (73.1%)	20 (76.9%)
KOLLAM	23	23 (100.%)	23 (100.%)	23 (100.%)	23 (100.%)
ALAPPUZHA	21	21 (100.%)	19 (90.5%)	19 (90.5%)	18 (85.7%)
KASARAGOD	21	18 (85.7%)	18 (85.7%)	15 (71.4%)	16 (76.2%)
IDUKKI	19	18 (94.7%)	17 (89.5%)	11 (57.9%)	16 (84.2%)
PATHANAMTHITTA	19	18 (94.7%)	16 (84.2%)	13 (68.4%)	13 (68.4%)
WAYANAD	16	16 (100.%)	16 (100.%)	14 (87.5%)	15 (93.8%)
Total	510	466 (91.4%)	445 (87.3%)	362 (71.%)	382 (74.9%)

5. Percentage of Online Appointment Booking in Hospitals

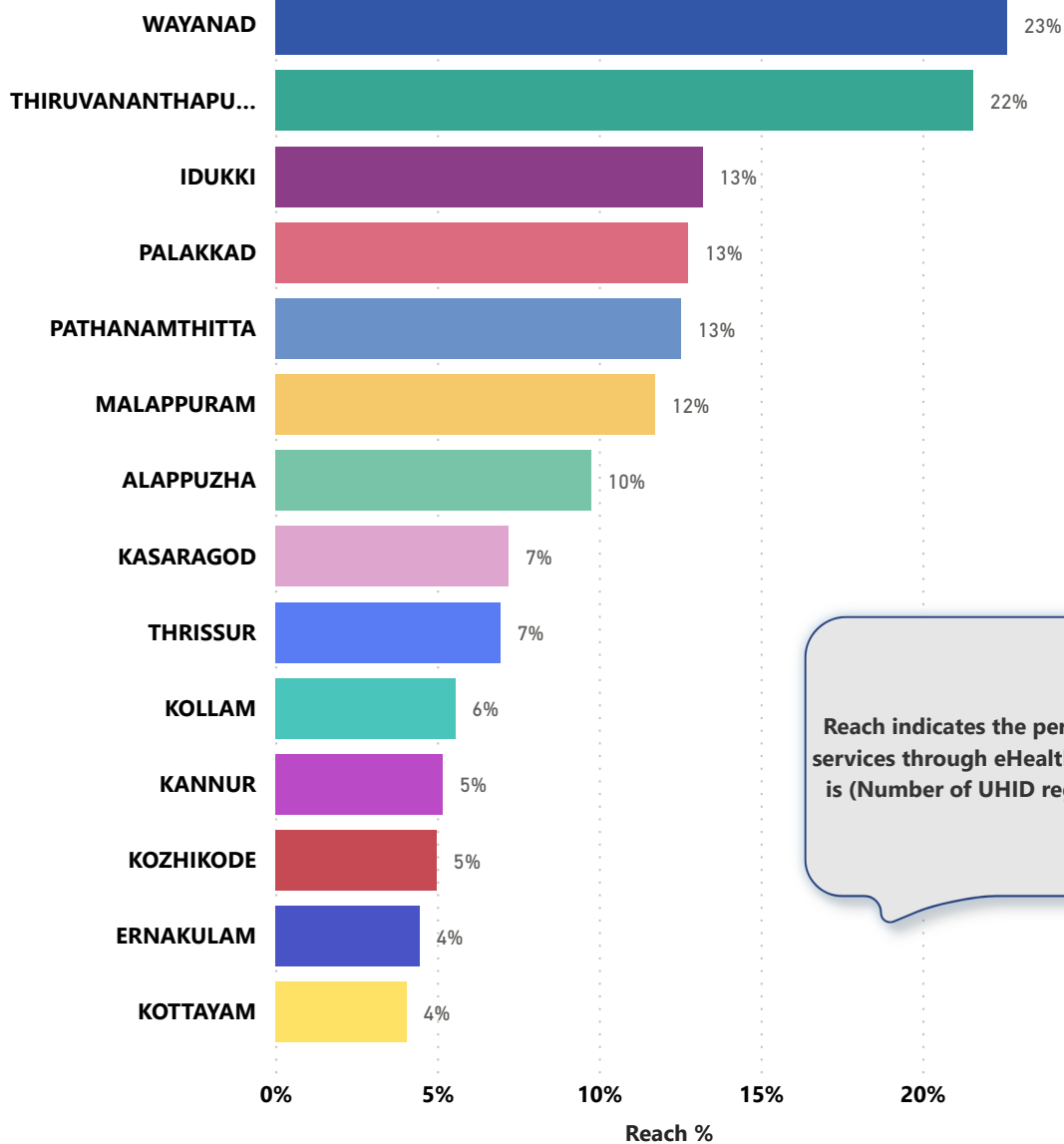
District-wise count of Online appointments taken during the month of February '23. EKM district remains at 3rd position in online appointment booking.



District-wise percentage of online appointment booking up on OP visits for the month of February '23. Calculation is performed as (Online Visits / OP Visits) * 100 %.



6. eHealth Performance - Reach



Reach indicates the percentage of population availing services through eHealth. The formula used to calculate is $(\text{Number of UHID registered} / \text{Population}) * 100 \%$.

7. Public Health Survey Status

