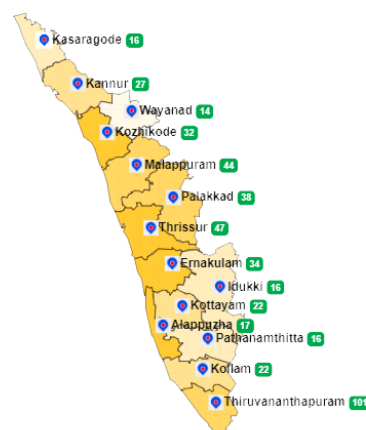


1. eHealth Kerala - Vital Statistics

Live Institutions	19
Medical College Hospitals	0
PHCs/FHCs	16
CHCs	1
DHs/GHs	0
PH Labs	0
Other(Inc UPHCs,Taluk Hospitals)	2



2. Highlights



- The Idukki district remains at position 2 in the overall performance ranking of districts based on PHCs/FHCs/UPHCs.
- The reception module started in 16 out of 17 PHCs/FHCs/UPHCs.
- The district is at position 2 in the house survey completion (43.25%) and at position 5 in member survey completion (0.13%).
- The Idukki district remains at
 - position 3 in UHID visits with 56%.
 - position 2 in Pharmacy Usage with 71%.
- The district remains at position 3 in reach rank which indicates UHID registration proportionate to the population.



- The Idukki district is at position 4 in OP consultation with 90%.
- Idukki district stands at position 11 (down by 3) in online appointment booking.

3. eHealth - District Ranking Matrix Based on Performance of PHCs/FHCs/UPHCs

The ranking matrix showcase the district performance in providing eHealth services through PHCs/FHCs/UPHCs based on six different parameters. These parameters include whether the reception module is started or not, UHID Visits, Doctor Consultation, Pharmacy Usage, Lab Usage and number of Live Institutions. Based on the ranking, the districts are classified into three broad categories, the best performing districts, the average performing districts and the low performing districts.

The best performing districts should strive to continue to remain in the same position, whereas the average performing as well as the low performing districts should strive to reach to the 'top four' league.

The ranking matrix for the month of February '23 is given below:

District	Rank
WAYANAD	1
IDUKKI	2
KOLLAM	2
PALAKKAD	2
PATHANAMTHITTA	2
THIRUVANANTHAPURAM	2
ALAPPUZHA	3
THRISSUR	3
KOTTAYAM	4
KANNUR	5
KOZHIKODE	5
MALAPPURAM	6
KASARAGOD	7
ERNAKULAM	8

 Best performing
 Average performing
 Low performing

3. eHealth - Institution Level Ranking of PHCs/FHCs/UPHCs

Hospital	Rank
Family Health Centre Alakode	1
Family Health Centre Elamdesom	1
Family Health Centre Kumily	1
Family Health Centre Kumaramangalam	2
Family Health Centre Rajakumary	2
Family Health Centre Udumbanchola	2
Family Health Centre Kanchiyar	3
Family Health Centre Karimkunnam	4
Family Health Centre Peruvanthanam	4
Family Health Centre Bison Valley	5
Family Health Centre Kudayathur	5
Family Health Centre Mariyapuram	5
Family Health Centre Konnathady	6
Family Health Centre Kamakshy	7
Family Health Centre Vattavada	7
Urban Primary Health Centre Parakkadavu	8

3.1 eHealth Performance - Reception Module

Reception Module is considered to be functional in a PHC/FHC/UPHC only if the number of total visits for the month is of minimum 500.

Reception module started in 16 of 17
PHCs/FHCs/UPHCs

District	PHC/FHC/UPHC Count	PHC/FHC/UPHC with Reception	% of PHC/FHC/UPHC with Reception
ALAPPUZHA	17	17	100.00%
KOLLAM	21	21	100.00%
PATHANAMTHITTA	17	17	100.00%
WAYANAD	15	15	100.00%
PALAKKAD	38	37	97.00%
THIRUVANANTHAPURAM	68	65	96.00%
THRISSUR	54	52	96.00%
KASARAGOD	19	18	95.00%
IDUKKI	17	16	94.00%
KANNUR	27	25	93.00%
KOTTAYAM	22	20	91.00%
MALAPPURAM	46	42	91.00%
ERNAKULAM	33	28	85.00%
KOZHIKODE	34	28	82.00%

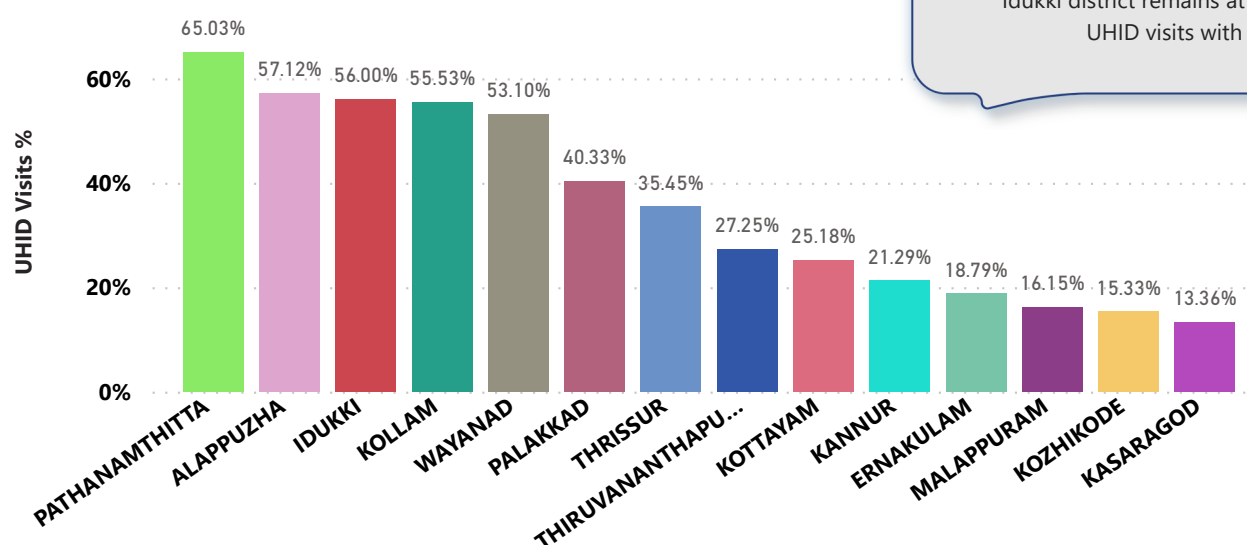
Institutions where the reception module is
either not started or not using

Hospital Name

Family Health Centre Arakulam

3.2 e-Health Performance - UHID Visits

UHID Visit % is calculated as (UHID Visits / Total Visit) *100

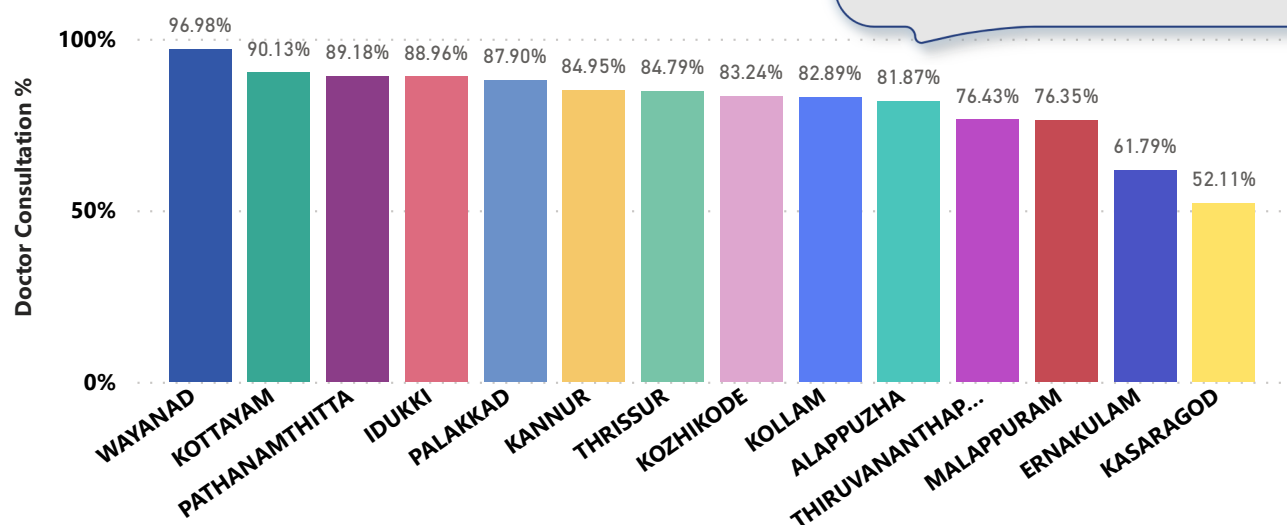


PHCs/FHCs/UPHCs based on UHID Visits

Hospital	UHID Visit %
Family Health Centre Alakode	79.00%
Family Health Centre Kudayathur	77.00%
Family Health Centre Elamdesom	71.00%
Family Health Centre Kumaramangalam	70.00%
Family Health Centre Konnathady	65.00%
Family Health Centre Peruvanthanam	65.00%
Family Health Centre Bison Valley	59.00%
Family Health Centre Karimkunnam	58.00%
Family Health Centre Rajakumary	57.00%
Family Health Centre Mariyapuram	53.00%
Family Health Centre Kumily	50.00%
Family Health Centre Kanchiyar	48.00%
Urban Primary Health Centre Parakkadavu	36.00%
Family Health Centre Kamakshy	33.00%
Family Health Centre Vattavada	31.00%
Family Health Centre Udumbanchola	27.00%

Institutions with atleast 100 UHID visits are listed here.

3.3 e-Health Performance - Doctor Consultation



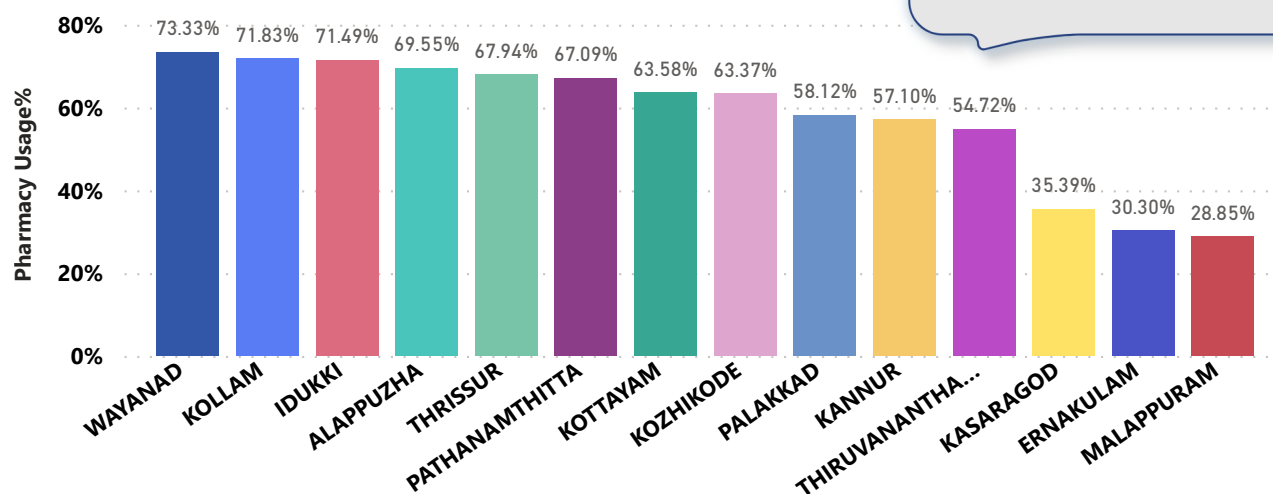
Doctor Consultation Percentage in PHCs/FHCs/UPHCs

Hospital	Doctor Consultation %
Family Health Centre Kumily	99.46%
Family Health Centre Elamdesom	99.03%
Family Health Centre Kumaramangalam	98.51%
Family Health Centre Udumbanchola	98.51%
Family Health Centre Rajakumary	96.80%
Family Health Centre Karimkunnam	93.16%
Family Health Centre Kudayathur	92.01%
Family Health Centre Peruvanthanam	90.06%
Family Health Centre Kanchiyar	89.26%
Family Health Centre Alakode	87.71%
Family Health Centre Bison Valley	84.15%
Family Health Centre Konnathady	76.72%
Family Health Centre Mariyapuram	63.14%
Family Health Centre Kamakshy	55.63%
Family Health Centre Vattavada	53.63%
Urban Primary Health Centre Parakkadavu	51.13%

3.4 e-Health Performance - Pharmacy Usage in PHCs/FHCs/UPHCs

Pharmacy usage is calculated as (Pharmacy Prescription Count / Total Visits) *100

The district stands at position 3 (down by 1) in Pharmacy Usage with 71%.



Pharmacy Usage in PHCs/FHCs/UPHCs

Hospital	Pharmacy Usage %
Family Health Centre Elamdesom	89.00%
Family Health Centre Udumbanchola	89.00%
Family Health Centre Alakode	86.00%
Family Health Centre Kumily	84.00%
Family Health Centre Rajakumary	82.00%
Family Health Centre Bison Valley	78.00%
Family Health Centre Karimkunnam	78.00%
Family Health Centre Kumaramangalam	70.00%
Family Health Centre Peruvanthanam	65.00%
Family Health Centre Mariyapuram	61.00%
Family Health Centre Kanchiyar	60.00%
Family Health Centre Konnathady	56.00%
Family Health Centre Kudayathur	53.00%
Family Health Centre Vattavada	52.00%
Urban Primary Health Centre Parakkadavu	45.00%
Family Health Centre Kamakshy	43.00%

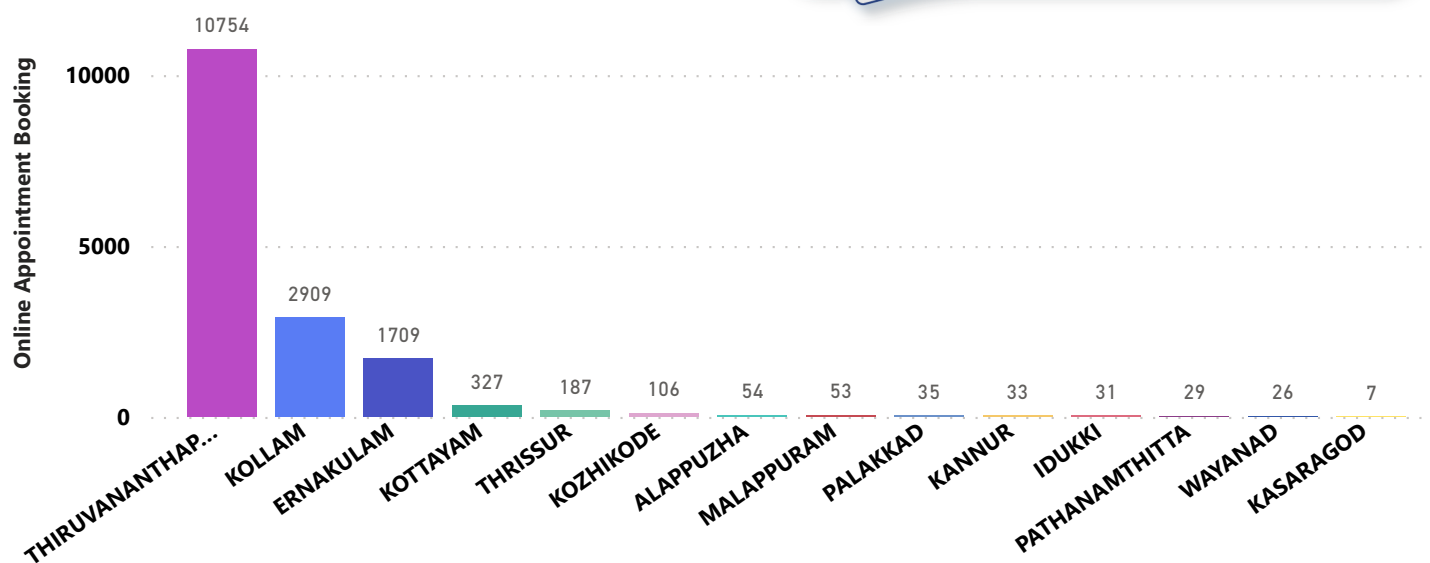
4. Status of Modules started in Hospitals

District wise status of live institutions and the count of various modules [Reception, OP Consultation, Lab, Pharmacy] started.

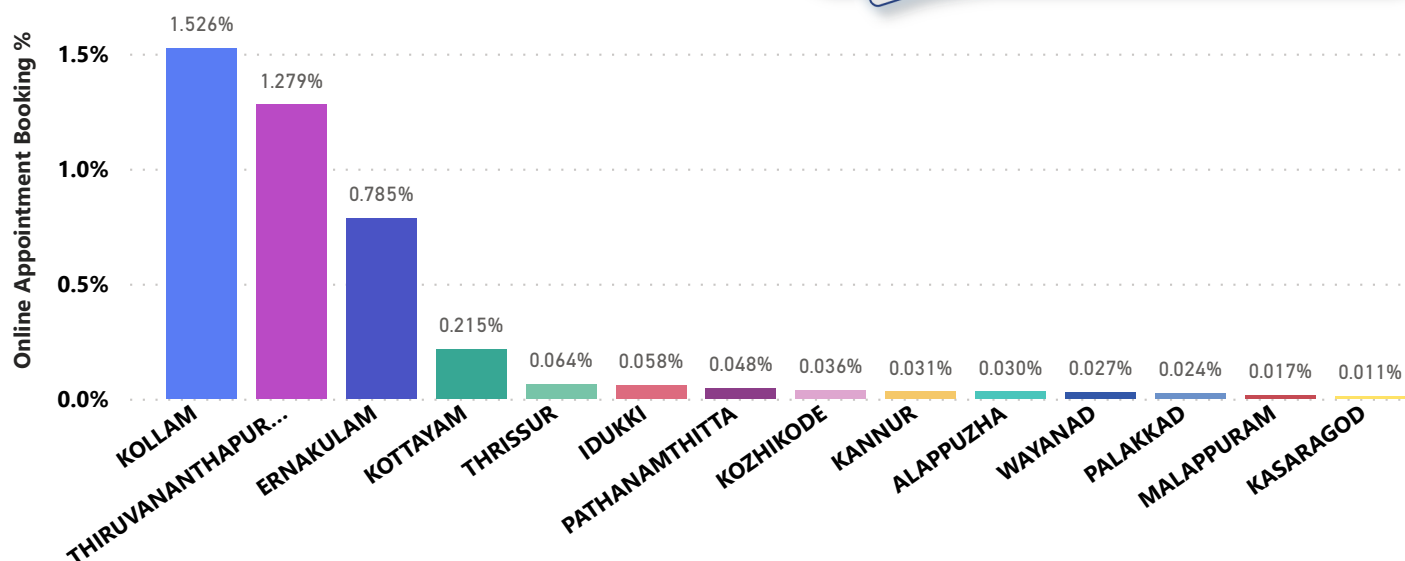
District Name	Live Institutions	Reception	Consultation	Lab	Pharmacy
THIRUVANANTHAPURAM	105	99 (94.3%)	94 (89.5%)	83 (79.%)	79 (75.2%)
THRISSUR	59	56 (94.9%)	53 (89.8%)	49 (83.1%)	53 (89.8%)
MALAPPURAM	49	45 (91.8%)	42 (85.7%)	20 (40.8%)	30 (61.2%)
KOZHIKODE	46	36 (78.3%)	34 (73.9%)	27 (58.7%)	28 (60.9%)
PALAKKAD	39	39 (100.%)	37 (94.9%)	32 (82.1%)	28 (71.8%)
ERNAKULAM	37	30 (81.1%)	29 (78.4%)	16 (43.2%)	21 (56.8%)
KANNUR	30	26 (86.7%)	26 (86.7%)	21 (70.%)	22 (73.3%)
KOTTAYAM	26	21 (80.8%)	21 (80.8%)	19 (73.1%)	20 (76.9%)
KOLLAM	23	23 (100.%)	23 (100.%)	23 (100.%)	23 (100.%)
ALAPPUZHA	21	21 (100.%)	19 (90.5%)	19 (90.5%)	18 (85.7%)
KASARAGOD	21	18 (85.7%)	18 (85.7%)	15 (71.4%)	16 (76.2%)
IDUKKI	19	18 (94.7%)	17 (89.5%)	11 (57.9%)	16 (84.2%)
PATHANAMTHITTA	19	18 (94.7%)	16 (84.2%)	13 (68.4%)	13 (68.4%)
WAYANAD	16	16 (100.%)	16 (100.%)	14 (87.5%)	15 (93.8%)
Total	510	466 (91.4%)	445 (87.3%)	362 (71.%)	382 (74.9%)

5. Percentage of Online Appointment Booking in Hospitals

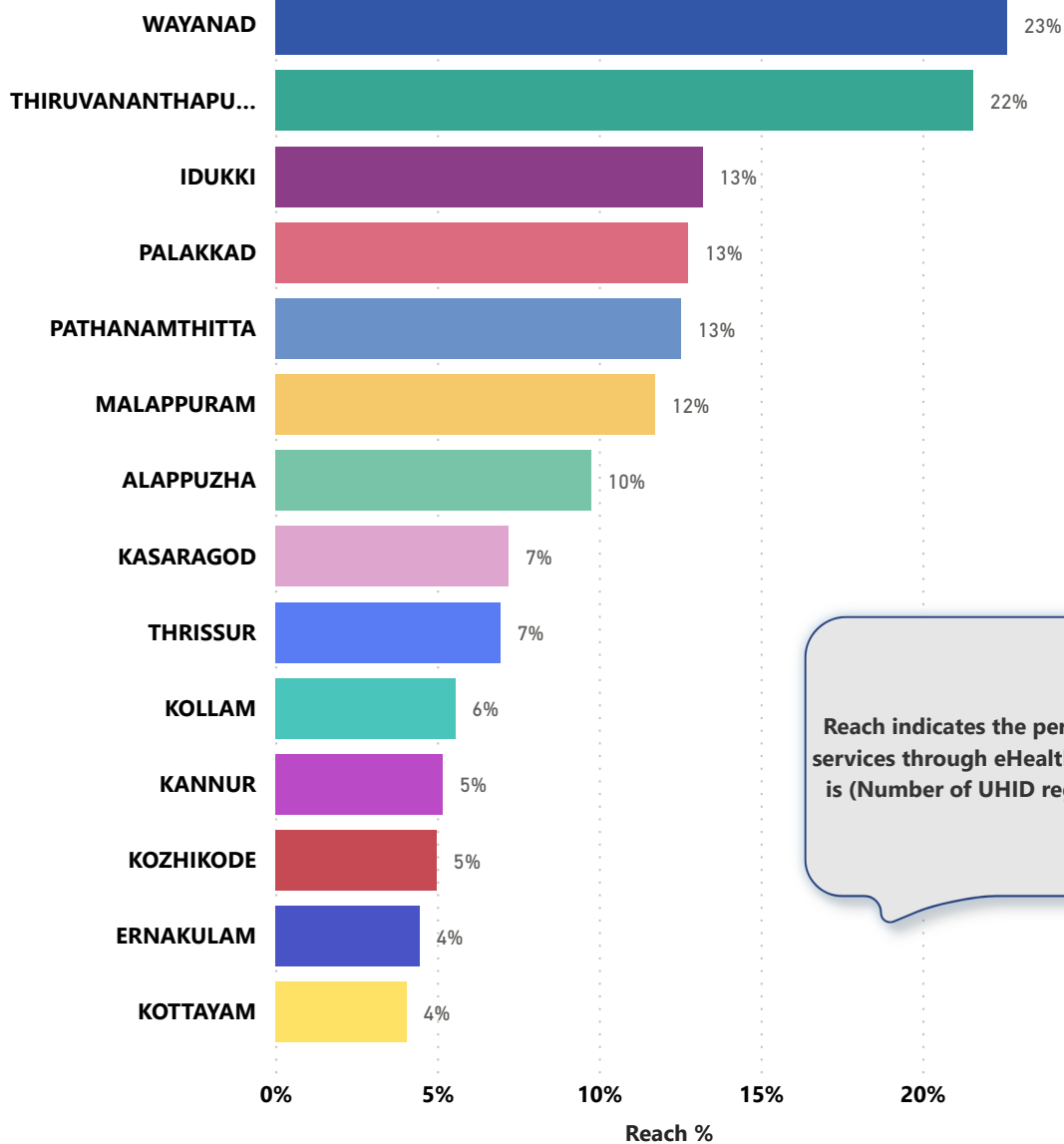
District-wise count of online appointments taken during the month of February '23. Idukki district stands at position 11(down by 3) in online appointment booking.



District-wise percentage of online appointment booking up on OP visits for the month of February '23. Calculation is performed as (Online Visits / OP Visits) * 100 %.



6. eHealth Performance - Reach



Reach indicates the percentage of population availing services through eHealth. The formula used to calculate is $(\text{Number of UHID registered} / \text{Population}) * 100 \%$.

7. Public Health Survey Status

