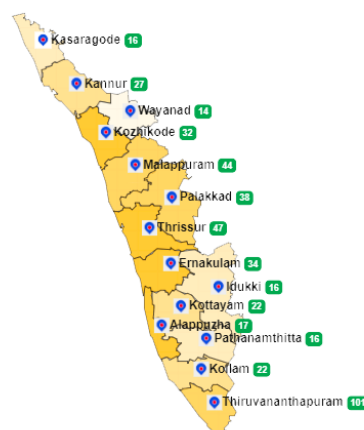


1. eHealth Kerala - Vital Statistics

Live Institutions	46
Medical College Hospitals	2
PHCs/FHCs	29
CHCs	3
DHs/GHs	2
PH Labs	0
Other(Inc UPHCs,Taluk Hospitals)	10



2. Highlights



- eHealth rolled out in 4 new institution during the month of February '23 in Kozhikode district.
- Reception Module started in 28 of the 34 PHCs/ FHCs/UPHCs of the district.
- The district moved to position 8 (up by 3) in OP consultation with 83.24%(7% up).



- The district is at position 11 from top in overall performance ranking of districts with a rank of 5 based on PHCs/ FHCs/UPHCs.
- The district is at position 13 in house survey completion(.05%) and at position 11 in member survey completion(0.02%).
- The district is at position 13(down by 1) in UHID Visits with the value of 15.33%.
- District remains at position 8 in Pharmacy Usage with 63.37%.
- Kozhikode district remains at position 6 (down by 1)in online appointment bookings.




3. eHealth - District Ranking Matrix Based on Performance of PHCs/FHCs/UPHCs

The ranking matrix showcase the district performance in providing eHealth services through PHCs/FHCs/UPHCs based on six different parameters. These parameters include whether the reception module is started or not, UHID Visits, Doctor Consultation, Pharmacy Usage, Lab Usage and number of Live Institutions. Based on the ranking, the districts are classified into three broad categories, the best performing districts, the average performing districts and the low performing districts.

The best performing districts should strive to continue to remain in the same position, whereas the average performing as well as the low performing districts should strive to reach to the 'top four' league.

The ranking matrix for the month of February '23 is given below:

District	Rank
WAYANAD	1
IDUKKI	2
KOLLAM	2
PALAKKAD	2
PATHANAMTHITTA	2
THIRUVANANTHAPURAM	2
ALAPPUZHA	3
THRISSUR	3
KOTTAYAM	4
KANNUR	5
KOZHIKODE	5
MALAPPURAM	6
KASARAGOD	7
ERNAKULAM	8

 Best performing
 Average performing
 Low performing

3. eHealth - Institution Level Ranking of PHCs/FHCs/UPHCs

Hospital	Rank
Family Health Centre Moodadi	1
Family Health Centre Thiruvambadi	1
Family Health Centre Arikkulam	2
Family Health Centre Iringal Kottakkal	2
Family Health Centre Maniyoore	2
Urban Primary Health Centre Kinassery	2
Urban Primary Health Centre Payyanakkal	2
Family Health Centre Atholi	3
Family Health Centre Puthiyappa	3
Urban Primary Health Centre Kallunira	3
Urban Primary Health Centre Payyoli	3
Family Health Centre Ayanchery	4
Family Health Centre Azhiyur	4
Family Health Centre Kunnamangalam	4
Family Health Centre Ramanatukara	4
Family Health Centre Vadakara	4
Urban Primary Health Centre Feroke	4
Family Health Centre Maruthonkara	5
Family Health Centre Nochad	5
Family Health Centre Panangad	5
Family Health Centre Puduppadi	5
Family Health Centre Bepore	6
Family Health Centre Koodaranji	7
Family Health Centre Madavoor Kozhikode	8
Family Health Centre Kakkodi	9
Family Health Centre Kodyathur	9
Family Health Centre Chaliyam	10
Family Health Centre Meppayyur	10

3.1 eHealth Performance - Reception Module

Reception Module is considered to be functional in a PHC/FHC/UPHC only if the number of total visits for the month is of minimum 500.

Reception module started at 28 out of 34 PHCs/FHCs/UPHCs

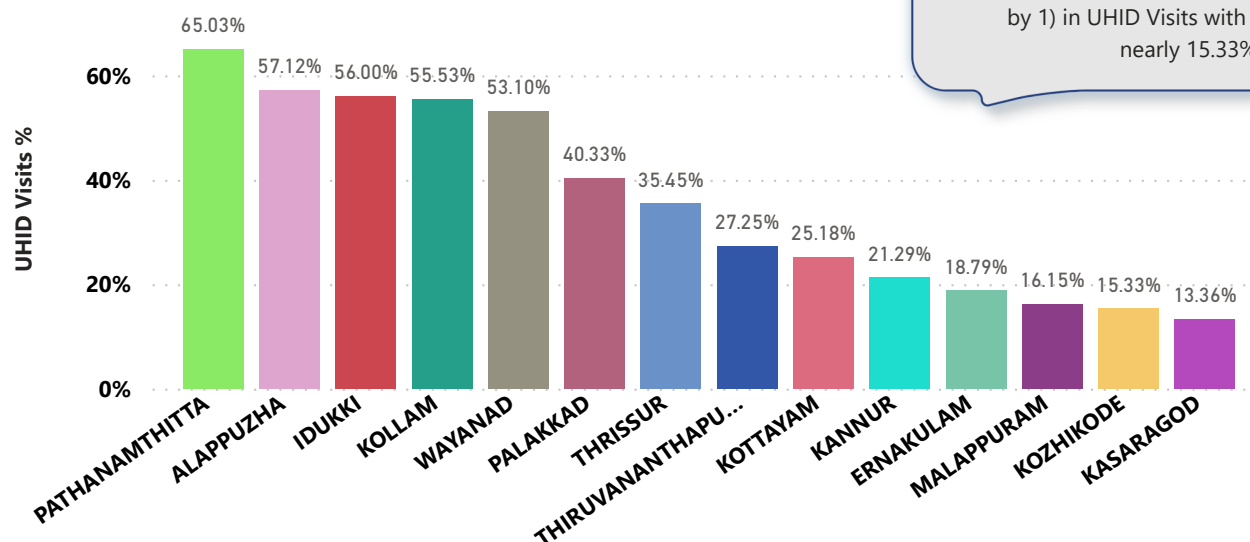
District	PHC/FHC/UPHC Count	PHC/FHC/UPHC with Reception	% of PHC/FHC/UPHC with Reception
ALAPPUZHA	17	17	100.00%
KOLLAM	21	21	100.00%
PATHANAMTHITTA	17	17	100.00%
WAYANAD	15	15	100.00%
PALAKKAD	38	37	97.00%
THIRUVANANTHAPURAM	68	65	96.00%
THRISSUR	54	52	96.00%
KASARAGOD	19	18	95.00%
IDUKKI	17	16	94.00%
KANNUR	27	25	93.00%
KOTTAYAM	22	20	91.00%
MALAPPURAM	46	42	91.00%
ERNAKULAM	33	28	85.00%
KOZHIKODE	34	28	82.00%

Institutions where the reception module is either not started or not using

Hospital Name
Family Health Centre Vanimal
Family Health Centre Puramery
Family Health Centre Perumanna
Family Health Centre Naripatta
Family Health Centre Chekkiad
Family Health Centre Changaroth

3.2 e-Health Performance - UHID Visits

UHID Visit % is calculated as (UHID Visits / Total Visit) *100



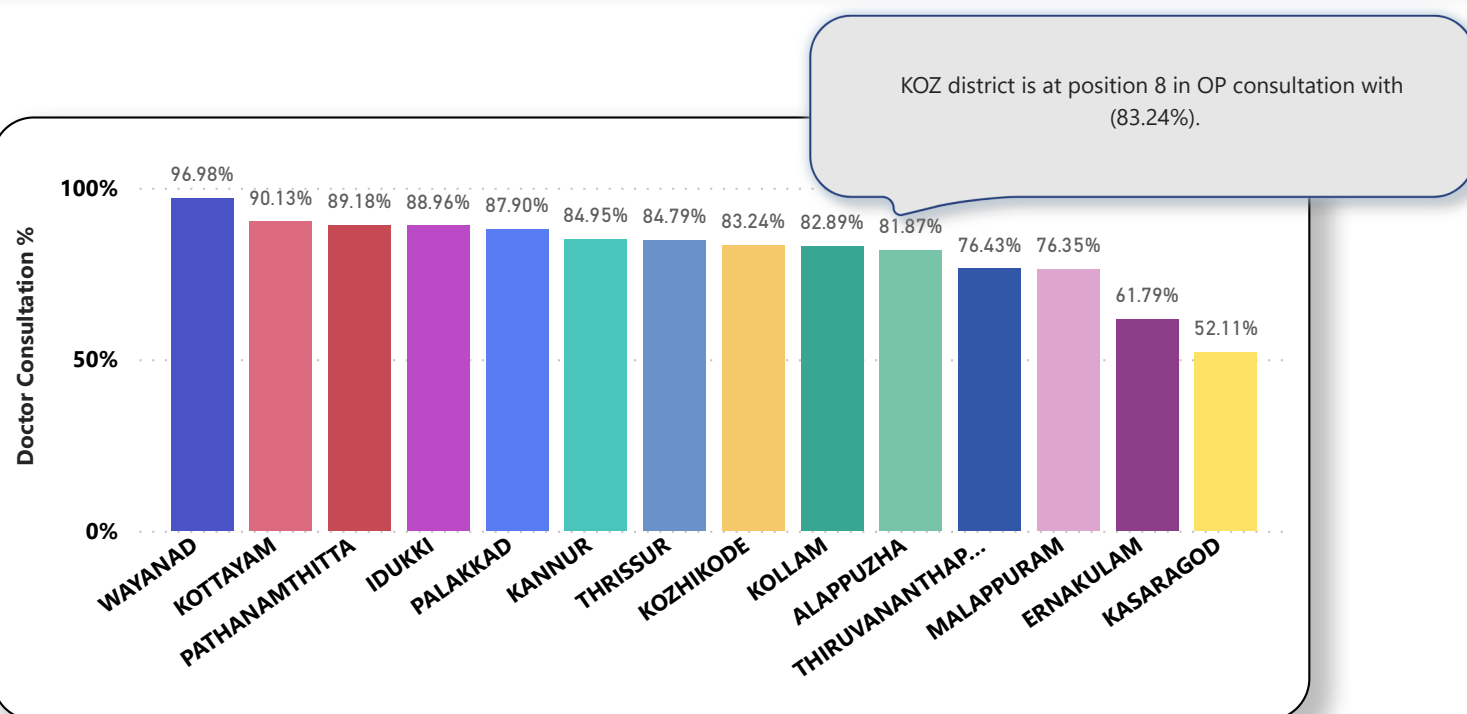
PHCs/FHCs/UPHCs based on UHID Visits

Institutions with atleast 100 UHID visits are listed here.

Hospital	UHID Visit %
Family Health Centre Moodadi	40.00%
Family Health Centre Arikkulam	39.00%
Family Health Centre Panangad	39.00%
Urban Primary Health Centre Kallunira	29.00%
Family Health Centre Atholi	24.00%
Family Health Centre Maruthonkara	24.00%
Urban Primary Health Centre Payyanakkal	24.00%
Family Health Centre Kodiathur	23.00%
Family Health Centre Koodaranji	23.00%
Family Health Centre Thiruvambadi	22.00%
Family Health Centre Azhiyur	21.00%

Hospital	UHID Visit %
Family Health Centre Ramanatukara	2.00%
Family Health Centre Vadakara	4.00%
Family Health Centre Madavoor Kozhikode	7.00%
Family Health Centre Maniyoor	8.00%
Urban Primary Health Centre Feroke	10.00%
Family Health Centre Meppayyur	11.00%
Family Health Centre Kakkodi	12.00%
Family Health Centre Iringal Kottakkal	15.00%
Urban Primary Health Centre Payyoli	16.00%
Family Health Centre Kunnamangalam	18.00%
Family Health Centre Puduppadi	18.00%

3.3 e-Health Performance - Doctor Consultation



Doctor Consultation Percentage in PHCs/FHCs/UPHCs

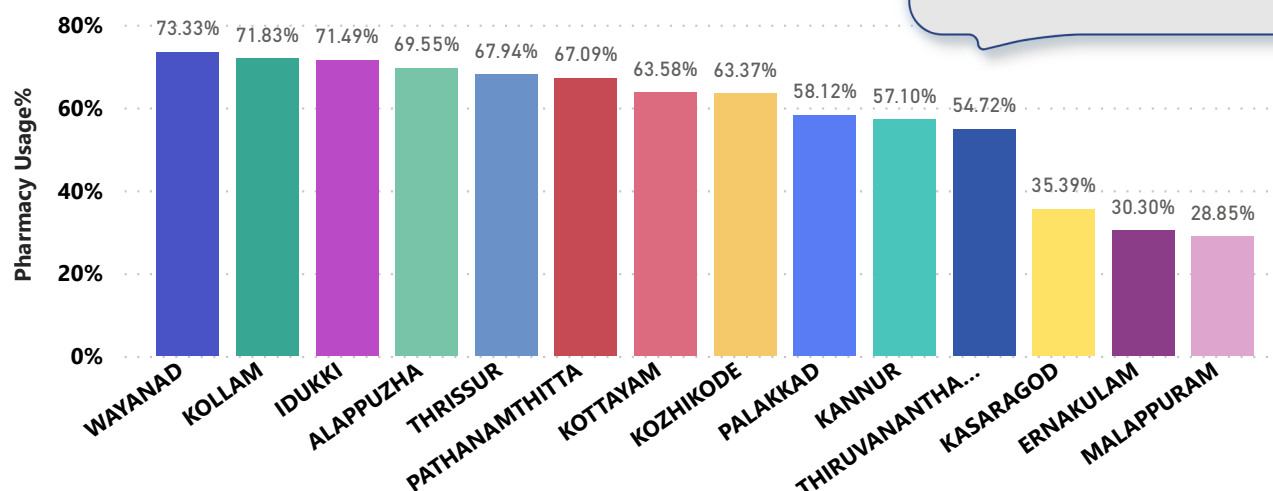
Hospital	Doctor Consultation %
Family Health Centre Iringal Kottakkal	99.98%
Family Health Centre Thiruvambadi	99.42%
Family Health Centre Vadakara	99.25%
Family Health Centre Atholi	99.19%
Family Health Centre Madavoor Kozhikode	98.83%
Family Health Centre Koodaranji	98.43%
Family Health Centre Moodadi	97.94%
Family Health Centre Ramanatukara	97.24%
Urban Primary Health Centre Feroke	97.11%
Family Health Centre Pudukkudi	96.04%
Urban Primary Health Centre Payyanakkal	95.94%
Family Health Centre Azhiyur	95.85%
Family Health Centre Maniyoor	95.79%
Family Health Centre Kunnamangalam	95.43%

Hospital	Doctor Consultation %
Family Health Centre Kodianthur	5.81%
Family Health Centre Meppayyur	35.75%
Family Health Centre Kakkodi	66.45%
Family Health Centre Maruthonkara	88.64%
Urban Primary Health Centre Payyoli	89.29%
Family Health Centre Arikkulam	91.58%
Urban Primary Health Centre Kallunira	92.14%
Family Health Centre Ayanchery	93.26%
Family Health Centre Panangad	93.86%
Family Health Centre Kunnamangalam	95.43%
Family Health Centre Maniyoor	95.79%
Family Health Centre Azhiyur	95.85%
Urban Primary Health Centre Payyanakkal	95.94%
Family Health Centre Pudukkudi	96.04%

3.4 e-Health Performance - Pharmacy Usage in PHCs/FHCs/UPHCs

Pharmacy usage is calculated as (Pharmacy Prescription Count / Total Visits) *100

The KOZ district is at position 8 in Pharmacy Usage with 63.37%.



Pharmacy Usage in PHCs/FHCs/UPHCs

Hospital	Pharmacy Usage %
Family Health Centre Vadakara	92.00%
Urban Primary Health Centre Feroke	92.00%
Family Health Centre Atholi	90.00%
Family Health Centre Maniyoor	90.00%
Family Health Centre Ayanchery	89.00%
Urban Primary Health Centre Kallunira	89.00%
Family Health Centre Iringal Kottakkal	88.00%
Family Health Centre Moodadi	88.00%
Family Health Centre Azhiyur	87.00%
Urban Primary Health Centre Payyanakkal	86.00%
Family Health Centre Maruthonkara	85.00%
Family Health Centre Ramanatukara	85.00%
Family Health Centre Thiruvambadi	85.00%

Hospital	Pharmacy Usage %
Family Health Centre Kakkodi	0.00%
Family Health Centre Kodyathur	0.00%
Family Health Centre Koodaranji	0.00%
Family Health Centre Madavoor Kozhikode	0.00%
Family Health Centre Meppayyur	6.00%
Family Health Centre Puduppadi	76.00%
Family Health Centre Panangad	77.00%
Family Health Centre Kunnamangalam	80.00%
Urban Primary Health Centre Payyoli	83.00%
Family Health Centre Arikkulam	84.00%
Family Health Centre Maruthonkara	85.00%
Family Health Centre Ramanatukara	85.00%

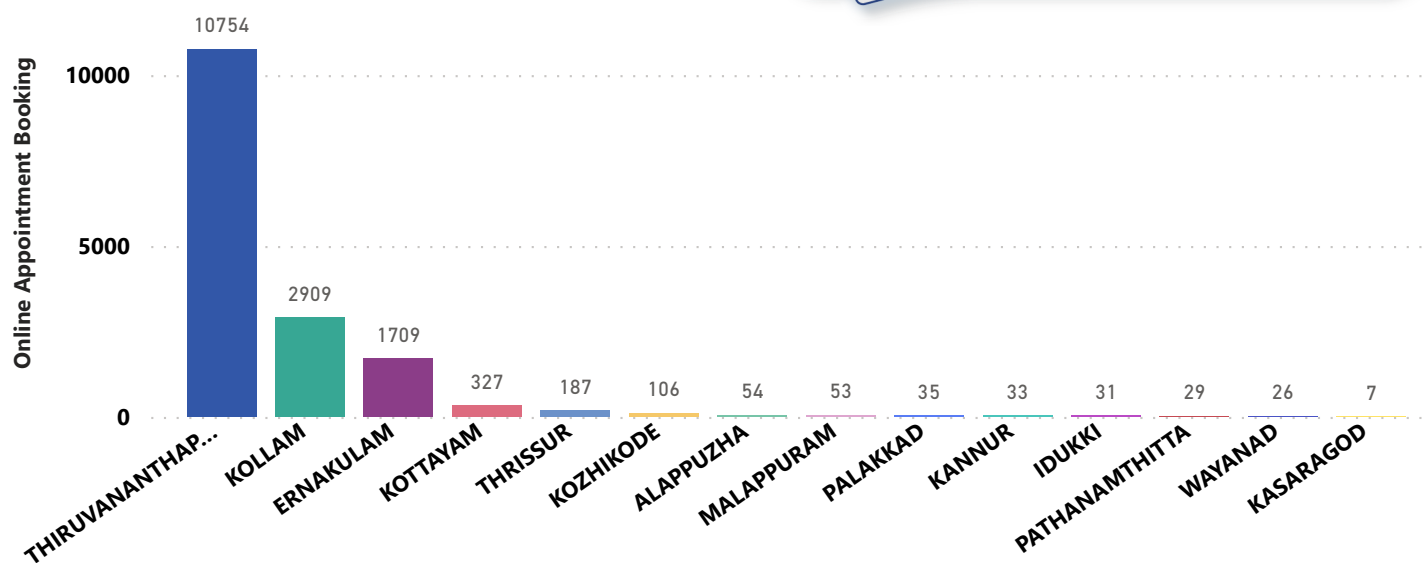
4. Status of Modules started in Hospitals

District wise status of live institutions and the count of various modules [Reception, OP Consultation, Lab, Pharmacy] started.

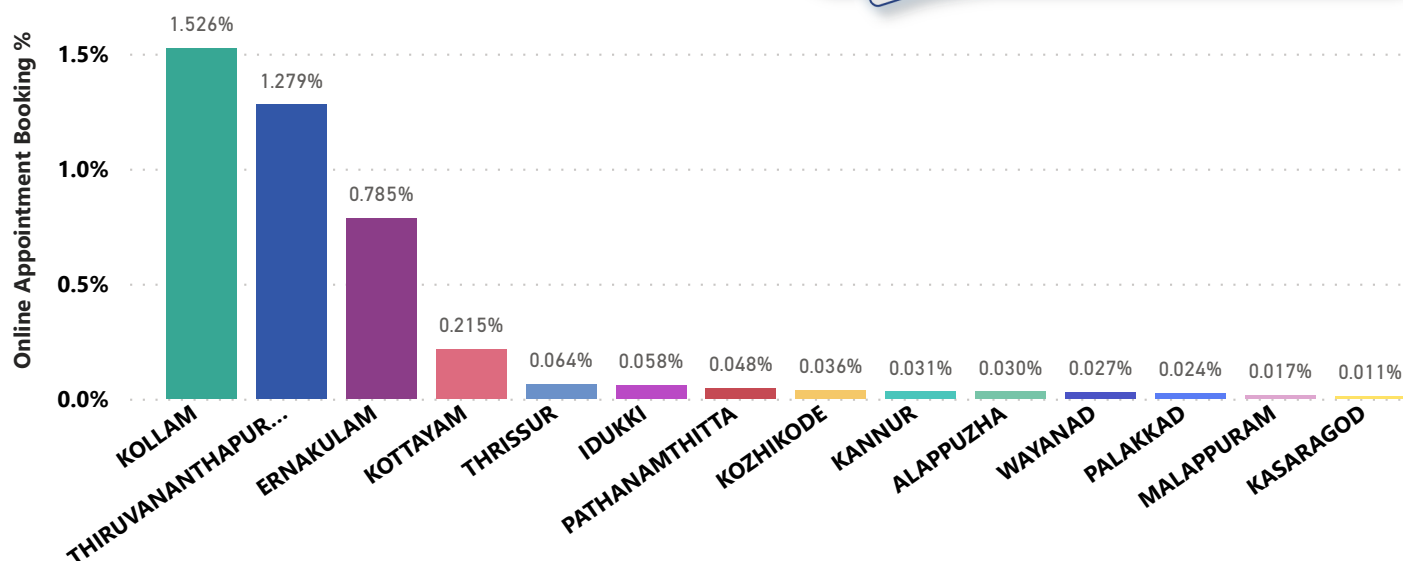
District Name	Live Institutions	Reception	Consultation	Lab	Pharmacy
THIRUVANANTHAPURAM	105	99 (94.3%)	94 (89.5%)	83 (79.%)	79 (75.2%)
THRISSUR	59	56 (94.9%)	53 (89.8%)	49 (83.1%)	53 (89.8%)
MALAPPURAM	49	45 (91.8%)	42 (85.7%)	20 (40.8%)	30 (61.2%)
KOZHIKODE	46	36 (78.3%)	34 (73.9%)	27 (58.7%)	28 (60.9%)
PALAKKAD	39	39 (100.%)	37 (94.9%)	32 (82.1%)	28 (71.8%)
ERNAKULAM	37	30 (81.1%)	29 (78.4%)	16 (43.2%)	21 (56.8%)
KANNUR	30	26 (86.7%)	26 (86.7%)	21 (70.%)	22 (73.3%)
KOTTAYAM	26	21 (80.8%)	21 (80.8%)	19 (73.1%)	20 (76.9%)
KOLLAM	23	23 (100.%)	23 (100.%)	23 (100.%)	23 (100.%)
ALAPPUZHA	21	21 (100.%)	19 (90.5%)	19 (90.5%)	18 (85.7%)
KASARAGOD	21	18 (85.7%)	18 (85.7%)	15 (71.4%)	16 (76.2%)
IDUKKI	19	18 (94.7%)	17 (89.5%)	11 (57.9%)	16 (84.2%)
PATHANAMTHITTA	19	18 (94.7%)	16 (84.2%)	13 (68.4%)	13 (68.4%)
WAYANAD	16	16 (100.%)	16 (100.%)	14 (87.5%)	15 (93.8%)
Total	510	466 (91.4%)	445 (87.3%)	362 (71.%)	382 (74.9%)

5. Percentage of Online Appointment Booking in Hospitals

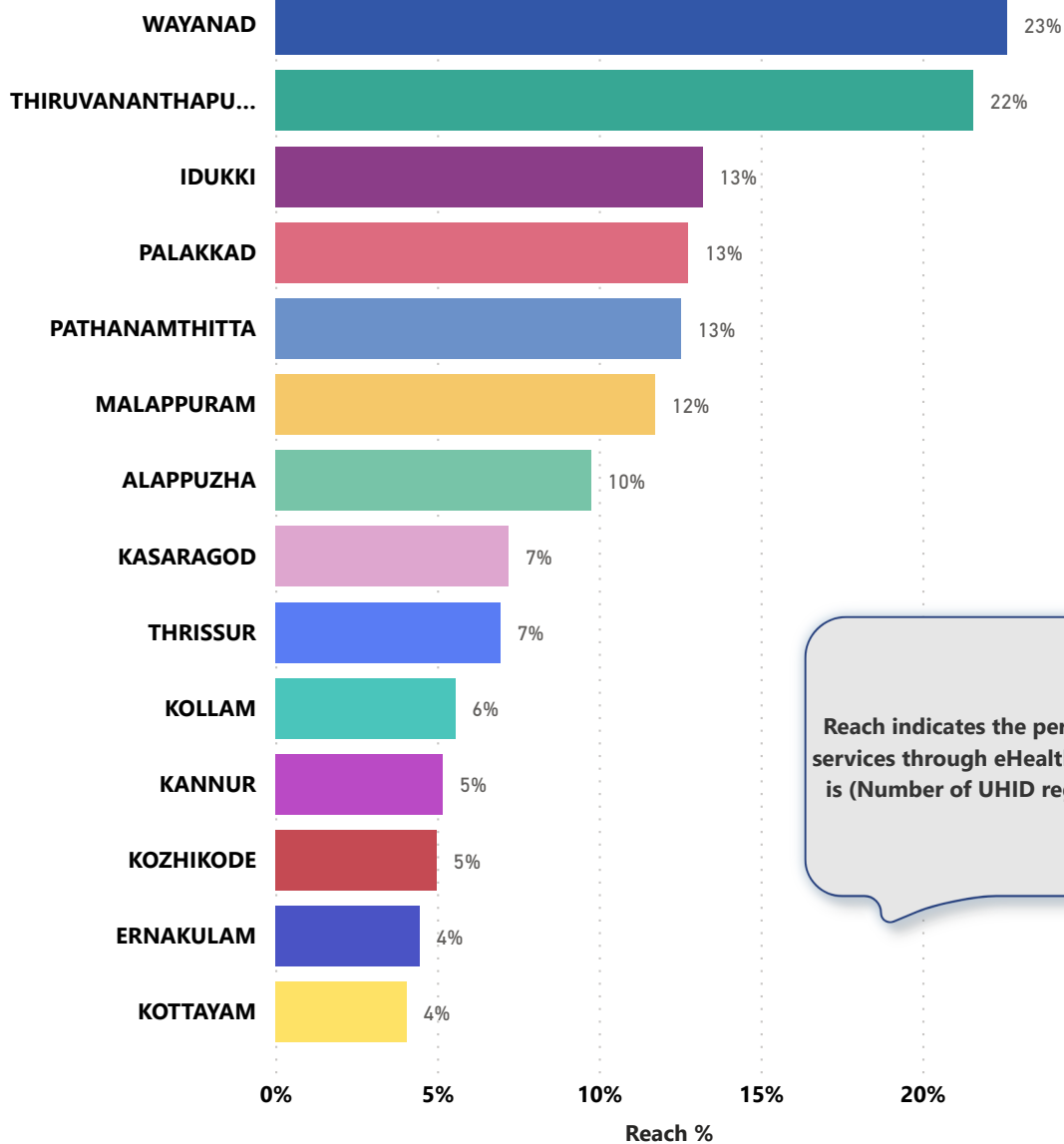
District-wise count of Online appointments taken during the month of February '23. KOZ district remains at position 6(down by 1) in online appointment bookings.



District-wise percentage of online appointment booking up on OP visits for the month of February '23. Calculation is performed as (Online Visits / OP Visits) * 100 %.



6. eHealth Performance - Reach



Reach indicates the percentage of population availing services through eHealth. The formula used to calculate is $(\text{Number of UHID registered} / \text{Population}) * 100 \%$.

7. Public Health Survey Status

