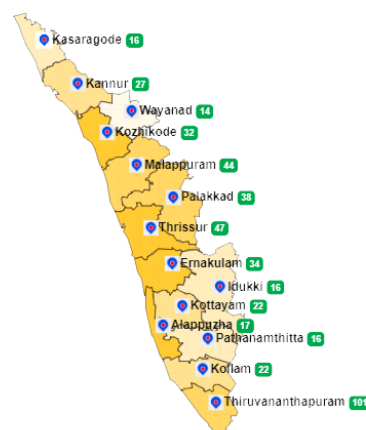


### 1. eHealth Kerala - Vital Statistics

<b>Live Institutions</b>	23
<b>Medical College Hospitals</b>	1
<b>PHCs/FHCs</b>	19
<b>CHCs</b>	0
<b>DHs/GHs</b>	0
<b>PH Labs</b>	0
<b>Other(Inc UPHCs,Taluk Hospitals)</b>	3



### 2. Highlights



- The Kollam district remains at position 2 in overall performance ranking of districts based on PHCs/FHCs/UPHCs.
- Reception module started in all PHCs/FHCs /UPHCs of the district.
- District remains at :  
- position 4 in UHID visits (55%).
- The district remains at position 2 in online appointment booking.
- The district shows slight increase in reach % which indicates UHID registration proportionate to the population.



- Kollam district is at :
- - position 9(down by 3) in Doctor Consultation with nearly 83%.
  - position 2(down by 1 ) in Pharmacy usage with nearly 72%.
  - The district is at position 11 in house survey completion(0.64%) and at position 9 in member survey completion(0.03%).




## 3. eHealth - District Ranking Matrix Based on Performance of PHCs/FHCs/UPHCs

The ranking matrix showcase the district performance in providing eHealth services through PHCs/FHCs/UPHCs based on six different parameters. These parameters include whether the reception module is started or not, UHID Visits, Doctor Consultation, Pharmacy Usage, Lab Usage and number of Live Institutions. Based on the ranking, the districts are classified into three broad categories, the best performing districts, the average performing districts and the low performing districts.

The best performing districts should strive to continue to remain in the same position, whereas the average performing as well as the low performing districts should strive to reach to the 'top four' league.

The ranking matrix for the month of February '23 is given below:

District	Rank
WAYANAD	1
IDUKKI	2
KOLLAM	2
PALAKKAD	2
PATHANAMTHITTA	2
THIRUVANANTHAPURAM	2
ALAPPUZHA	3
THRISSUR	3
KOTTAYAM	4
KANNUR	5
KOZHIKODE	5
MALAPPURAM	6
KASARAGOD	7
ERNAKULAM	8

 Best performing  
 Average performing  
 Low performing

## 3. eHealth - Institution Level Ranking of PHCs/FHCs/UPHCs

Hospital	Rank
Family Health Centre Ezhukone Pavithreswaram	1
Family Health Centre Mayyanad Ckm	1
Family Health Centre Ummannoor	1
Family Health Centre Veliyam	1
Family Health Centre Sakthikulangara	2
Family Health Centre Sreenarayanapuram	2
Family Health Centre Thekkumbhagam	2
Urban Primary Health Centre Mundakkal	2
Family Health Centre Azheekkal	3
Family Health Centre Chavara	3
Family Health Centre Thenmala	3
Urban Primary Health Centre Uliyakovil	3
Family Health Centre Kulasekharapuram	4
Family Health Centre Perumon	4
Family Health Centre Alappad	5
Family Health Centre Elampalloor	6
Family Health Centre Mancode Chithara	7
Family Health Centre Thazhava	7
Family Health Centre Vilakkudy	8
Family Health Centre Vallikkavu	9
Family Health Centre Chathannoor	10
Family Health Centre Kallada West	11

## 3.1 eHealth Performance - Reception Module

Reception Module is considered to be functional in a PHC/FHC/UPHC only if the number of total visits for the month is of minimum 500.

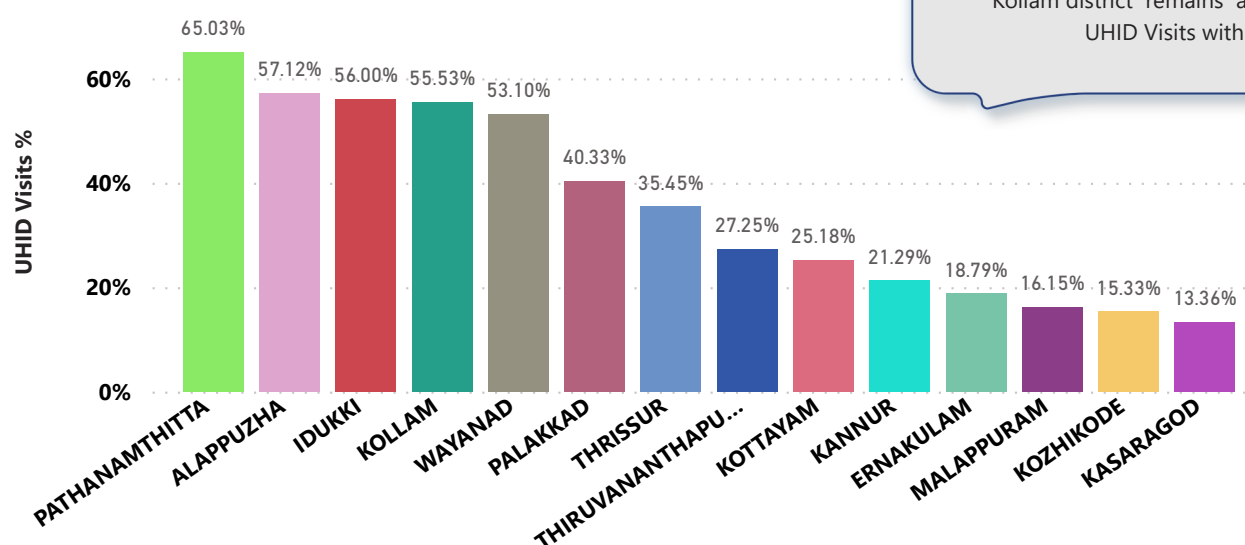
Reception module started in all PHCs/FHCs/UPHCs

District	PHC/FHC/UPHC Count	PHC/FHC/UPHC with Reception	% of PHC/FHC/UPHC with Reception
ALAPPUZHA	17	17	100.00%
KOLLAM	21	21	100.00%
PATHANAMTHITTA	17	17	100.00%
WAYANAD	15	15	100.00%
PALAKKAD	38	37	97.00%
THIRUVANANTHAPURAM	68	65	96.00%
THRISSUR	54	52	96.00%
KASARAGOD	19	18	95.00%
IDUKKI	17	16	94.00%
KANNUR	27	25	93.00%
KOTTAYAM	22	20	91.00%
MALAPPURAM	46	42	91.00%
ERNAKULAM	33	28	85.00%
KOZHIKODE	34	28	82.00%



## 3.2 e-Health Performance - UHID Visits

UHID Visit % is calculated as (UHID Visits / Total Visit ) \*100



Kollam district remains at position 4 in UHID Visits with 55%.

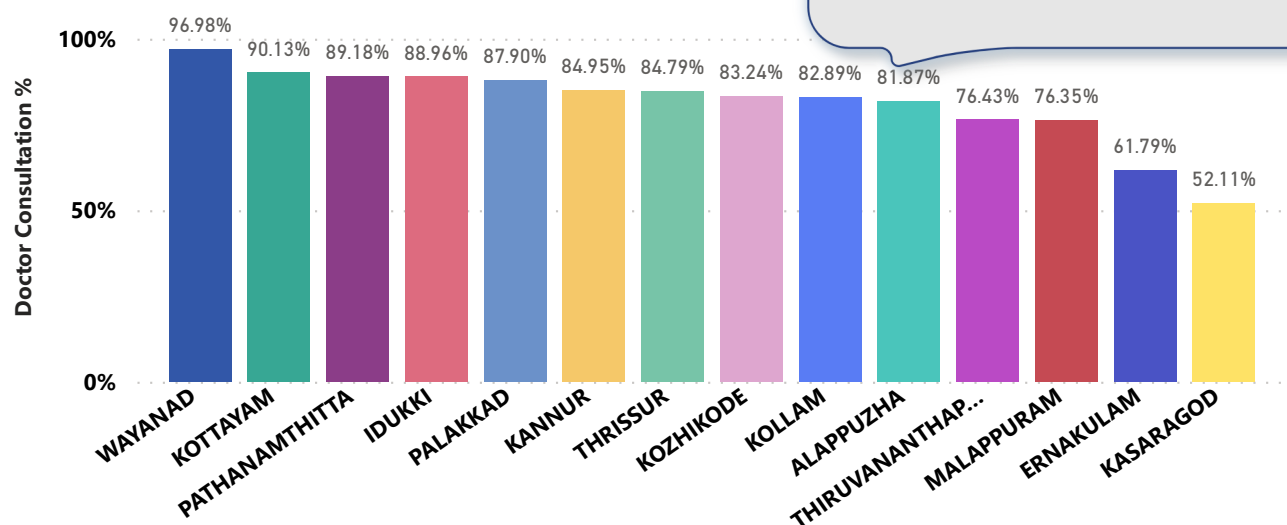
## PHCs/FHCs/UPHCs based on UHID Visits

Institutions with atleast 100 UHID visits are listed here.

Hospital	UHID Visit %
Family Health Centre Ummannoor	87.00%
Family Health Centre Ezhukone Pavithreswaram	81.00%
Urban Primary Health Centre Uliyakovil	73.00%
Family Health Centre Perumon	69.00%
Family Health Centre Alappad	68.00%
Family Health Centre Mancode Chithara	68.00%
Family Health Centre Veliyam	68.00%
Family Health Centre Mayyanad Ckm	67.00%
Urban Primary Health Centre Mundakkal	66.00%
Family Health Centre Sreenarayanapuram	63.00%

Hospital	UHID Visit %
Family Health Centre Vilakkudy	23.00%
Family Health Centre Chathannoor	28.00%
Family Health Centre Elampalloor	36.00%
Family Health Centre Vallikkavu	37.00%
Family Health Centre Chavara	51.00%
Family Health Centre Thazhava	51.00%
Family Health Centre Sakthikulangara	55.00%
Family Health Centre Kulasekharapuram	56.00%
Family Health Centre Thekkumbhagam	56.00%
Family Health Centre Azheekkal	58.00%
Family Health Centre Thenmala	60.00%

## 3.3 e-Health Performance - Doctor Consultation



Kollam district moved from position 6 to 9 in Doctor Consultation with nearly 83%(nearly 2% down).

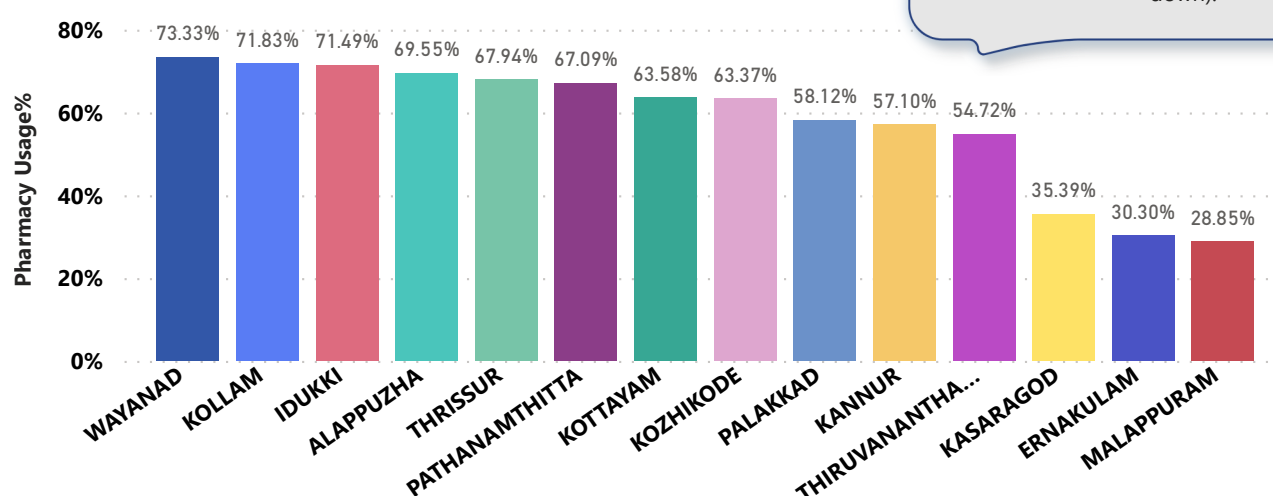
## Doctor Consultation Percentage in PHCs/FHCs/UPHCs

Hospital	Doctor Consultation %
Family Health Centre Veliyam	99.63%
Family Health Centre Sakthikulangara	99.57%
Family Health Centre Azheekkal	99.31%
Family Health Centre Ezhukone Pavithreswaram	98.09%
Family Health Centre Mayyanad Ckm	97.42%
Urban Primary Health Centre Mundakkal	96.89%
Family Health Centre Thekkumbhagam	96.48%
Family Health Centre Chavara	96.17%
Family Health Centre Ummannoor	94.46%
Family Health Centre Thenmala	91.33%
Family Health Centre Sreenarayanapuram	89.34%
Urban Primary Health Centre Uliyakovil	86.97%
Family Health Centre Perumon	85.87%

Hospital	Doctor Consultation %
Family Health Centre Chathannoor	34.16%
Family Health Centre Mancode Chithara	56.96%
Family Health Centre Vilakkudy	63.83%
Family Health Centre Vallikkavu	74.43%
Family Health Centre Elampalloor	76.63%
Family Health Centre Kulasekharapuram	82.51%
Family Health Centre Alappad	84.30%
Family Health Centre Thazhava	84.45%
Family Health Centre Perumon	85.87%
Urban Primary Health Centre Uliyakovil	86.97%
Family Health Centre Sreenarayanapuram	89.34%
Family Health Centre Thenmala	91.33%
Family Health Centre Ummannoor	94.46%
Family Health Centre Chavara	96.17%

## 3.4 e-Health Performance - Pharmacy Usage in PHCs/FHCs/UPHCs

Pharmacy usage is calculated as (Pharmacy Prescription Count / Total Visits ) \*100



## Pharmacy Usage in PHCs/FHCs/UPHCs

Hospital	Pharmacy Usage %
Family Health Centre Ezhukone Pavithreswaram	90.00%
Family Health Centre Thenmala	88.00%
Family Health Centre Ummannoor	88.00%
Family Health Centre Veliyam	87.00%
Family Health Centre Sakthikulangara	86.00%
Family Health Centre Thekkumbhagam	86.00%
Family Health Centre Sreenarayanapuram	85.00%
Family Health Centre Mayyanad Ckm	81.00%
Family Health Centre Chavara	79.00%
Family Health Centre Kulasekharapuram	79.00%
Family Health Centre Alappad	76.00%
Family Health Centre Elampalloor	73.00%

Hospital	Pharmacy Usage %
Family Health Centre Chathannoor	30.00%
Family Health Centre Mancode Chithara	49.00%
Family Health Centre Vilakkudy	55.00%
Family Health Centre Vallikkavu	66.00%
Urban Primary Health Centre Mundakkal	67.00%
Family Health Centre Azheekkal	69.00%
Family Health Centre Thazhava	69.00%
Urban Primary Health Centre Uliyakovil	72.00%
Family Health Centre Elampalloor	73.00%
Family Health Centre Perumon	73.00%
Family Health Centre Alappad	76.00%
Family Health Centre Chavara	79.00%

## 4. Status of Modules started in Hospitals

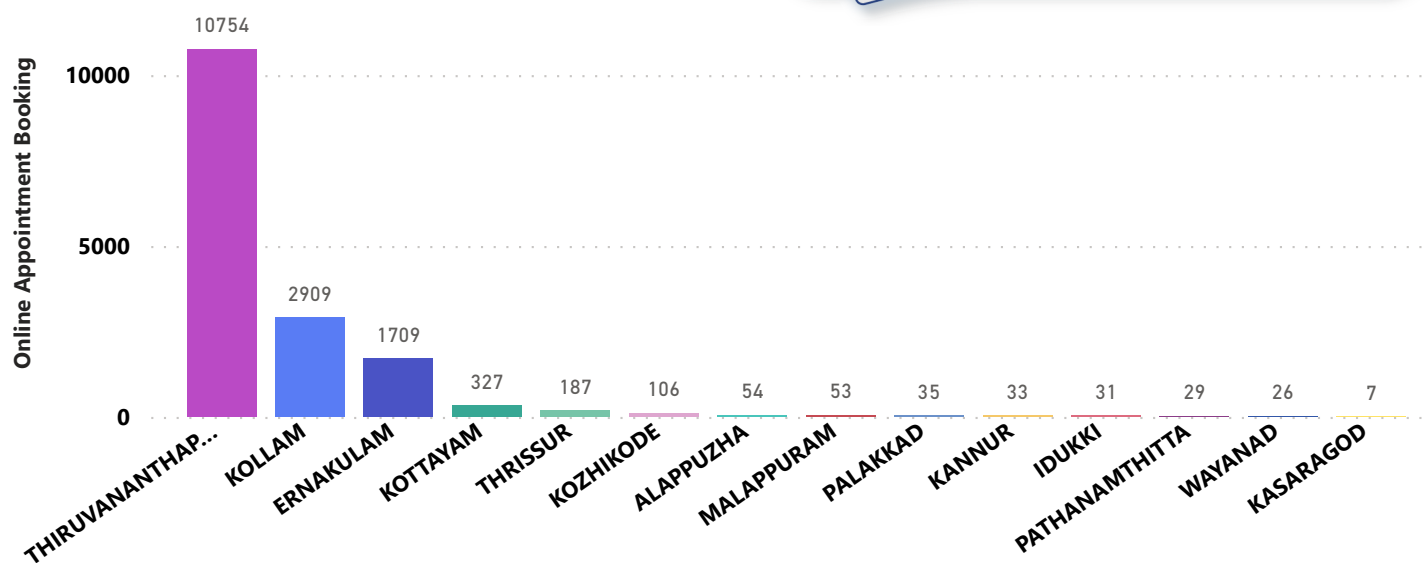
District wise status of live institutions and the count of various modules [Reception, OP Consultation, Lab, Pharmacy] started.

District Name	Live Institutions	Reception	Consultation	Lab	Pharmacy
THIRUVANANTHAPURAM	105	99 (94.3%)	94 (89.5%)	83 (79.%)	79 (75.2%)
THRISSUR	59	56 (94.9%)	53 (89.8%)	49 (83.1%)	53 (89.8%)
MALAPPURAM	49	45 (91.8%)	42 (85.7%)	20 (40.8%)	30 (61.2%)
KOZHIKODE	46	36 (78.3%)	34 (73.9%)	27 (58.7%)	28 (60.9%)
PALAKKAD	39	39 (100.%)	37 (94.9%)	32 (82.1%)	28 (71.8%)
ERNAKULAM	37	30 (81.1%)	29 (78.4%)	16 (43.2%)	21 (56.8%)
KANNUR	30	26 (86.7%)	26 (86.7%)	21 (70.%)	22 (73.3%)
KOTTAYAM	26	21 (80.8%)	21 (80.8%)	19 (73.1%)	20 (76.9%)
KOLLAM	23	23 (100.%)	23 (100.%)	23 (100.%)	23 (100.%)
ALAPPUZHA	21	21 (100.%)	19 (90.5%)	19 (90.5%)	18 (85.7%)
KASARAGOD	21	18 (85.7%)	18 (85.7%)	15 (71.4%)	16 (76.2%)
IDUKKI	19	18 (94.7%)	17 (89.5%)	11 (57.9%)	16 (84.2%)
PATHANAMTHITTA	19	18 (94.7%)	16 (84.2%)	13 (68.4%)	13 (68.4%)
WAYANAD	16	16 (100.%)	16 (100.%)	14 (87.5%)	15 (93.8%)
<b>Total</b>	<b>510</b>	<b>466 (91.4%)</b>	<b>445 (87.3%)</b>	<b>362 (71.%)</b>	<b>382 (74.9%)</b>

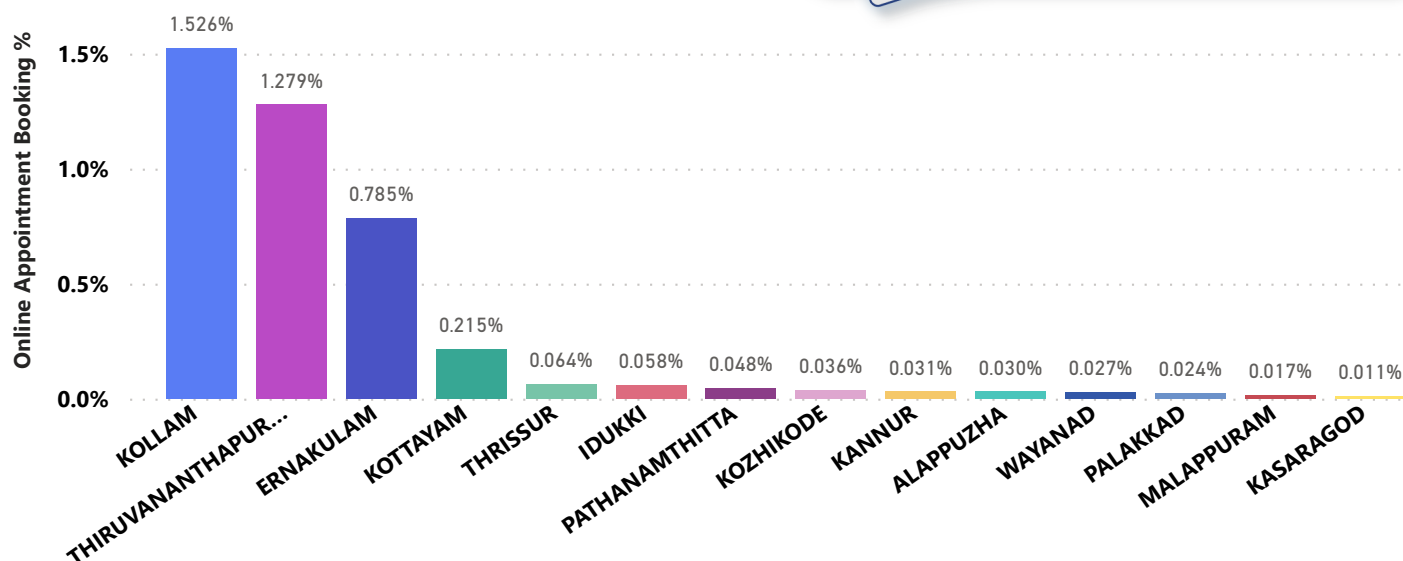


## 5. Percentage of Online Appointment Booking in Hospitals

District-wise count of online appointments taken during the month of February '23. Kollam district remains at position 2 in the usage of Online appointments.

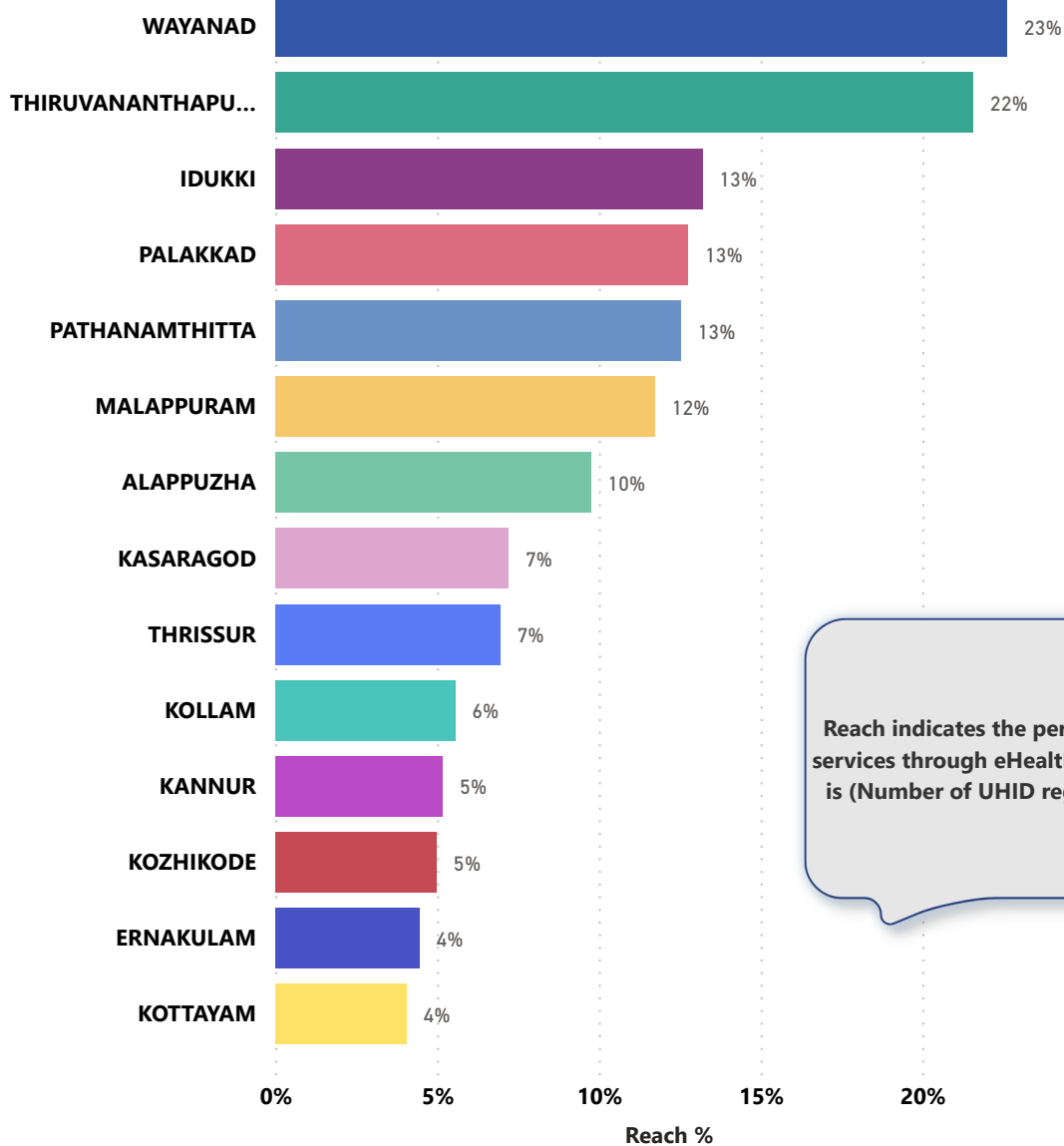


District-wise percentage of online appointment booking up on OP visits for the month of February '23. Calculation is performed as (Online Visits / OP Visits) \* 100 %.





## 6. eHealth Performance - Reach



Reach indicates the percentage of population availing services through eHealth. The formula used to calculate is  $(\text{Number of UHID registered} / \text{Population}) * 100 \%$ .

## 7. Public Health Survey Status

