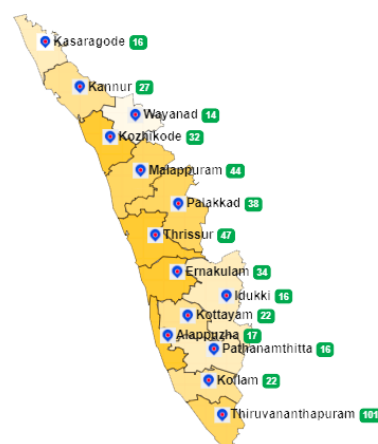


1. eHealth Kerala - Vital Statistics

Live Institutions	30
Medical College Hospitals	0
PHCs/FHCs	22
CHCs	1
DHs/GHs	1
PH Labs	0
Other(Inc UPHCs,Taluk Hospitals)	6



2. Highlights



- District remains at position 6(1 position up) in Doctor Consultation with 84.95%.
- Reception module is functional in 25 out of 27 PHCs/FHCs/UPHCs.
- The district moved to 10th from 13th position in Online appointments.



- The district is at position 4 in house survey completion (30.91%) and at position 3 in member survey completion (0.64%).
- District remains at:
 - position 10 in UHID Visits (21.89%).
 - position 11 in reach rank which indicates UHID registration proportionate to the population.
- District is at position 10(down by 1) in Pharmacy Usage with 57.10% .
- The district remains at position 10 with a rank of 5 in overall performance ranking of districts based on PHCs/FHCs/UPHCs.



3. eHealth - District Ranking Matrix Based on Performance of PHCs/FHCs/UPHCs

The ranking matrix showcase the district performance in providing eHealth services through PHCs/FHCs/UPHCs based on six different parameters. These parameters include whether the reception module is started or not, UHID Visits, Doctor Consultation, Pharmacy Usage, Lab Usage and number of Live Institutions. Based on the ranking, the districts are classified into three broad categories, the best performing districts, the average performing districts and the low performing districts.

The best performing districts should strive to continue to remain in the same position, whereas the average performing as well as the low performing districts should strive to reach to the 'top four' league.

The ranking matrix for the month of February '23 is given below:

District	Rank
WAYANAD	1
IDUKKI	2
KOLLAM	2
PALAKKAD	2
PATHANAMTHITTA	2
THIRUVANANTHAPURAM	2
ALAPPUZHA	3
THRISSUR	3
KOTTAYAM	4
KANNUR	5
KOZHIKODE	5
MALAPPURAM	6
KASARAGOD	7
ERNAKULAM	8

 Best performing
 Average performing
 Low performing

3. eHealth - Institution Level Ranking of PHCs/FHCs/UPHCs

Hospital	Rank
Family Health Centre Alakode Therthalli	1
Family Health Centre Morazha Fisheries	1
Family Health Centre Cherukunnu Thara	2
Family Health Centre Kankol Alappadamba	2
Family Health Centre Eramam Kuttur	3
Family Health Centre Malappattam	3
Family Health Centre Munderi	3
Family Health Centre Ramanthali	3
Family Health Centre Valapattanam	3
Family Health Centre Chirakkal	4
Family Health Centre Narath	4
Family Health Centre Anjarakkandy	5
Family Health Centre Cheruthazham	5
Family Health Centre Kalliassery	5
Urban Primary Health Centre Koovode	6

3.1 eHealth Performance - Reception Module

Reception Module is considered to be functional in a PHC/FHC/UPHC only if the number of total visits for the month is of minimum 500.

Reception module started at 25 out of 27 PHCs/FHCs/UPHCs

District	PHC/FHC/UPHC Count	PHC/FHC/UPHC with Reception	% of PHC/FHC/UPHC with Reception
ALAPPUZHA	17	17	100.00%
KOLLAM	21	21	100.00%
PATHANAMTHITTA	17	17	100.00%
WAYANAD	15	15	100.00%
PALAKKAD	38	37	97.00%
THIRUVANANTHAPURAM	68	65	96.00%
THRISSUR	54	52	96.00%
KASARAGOD	19	18	95.00%
IDUKKI	17	16	94.00%
KANNUR	27	25	93.00%
KOTTAYAM	22	20	91.00%
MALAPPURAM	46	42	91.00%
ERNAKULAM	33	28	85.00%
KOZHIKODE	34	28	82.00%

Institutions where the reception module is either not started or not using

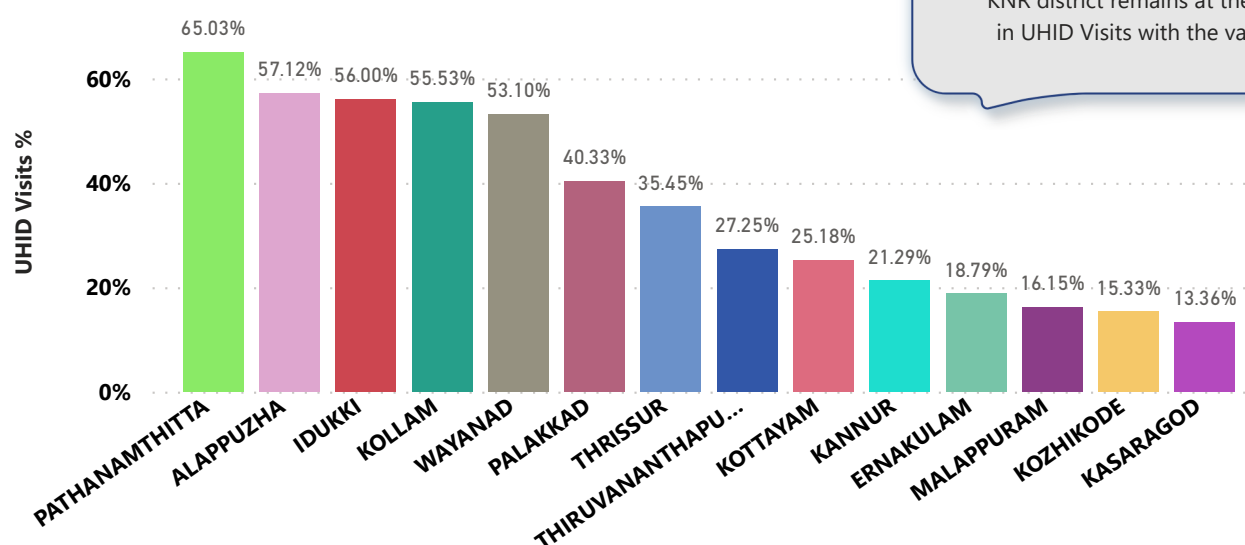
Hospital Name

Urban Primary Health Centre Mattanoor

Urban Primary Health Centre Kolassery

3.2 e-Health Performance - UHID Visits

UHID Visit % is calculated as (UHID Visits / Total Visit) *100



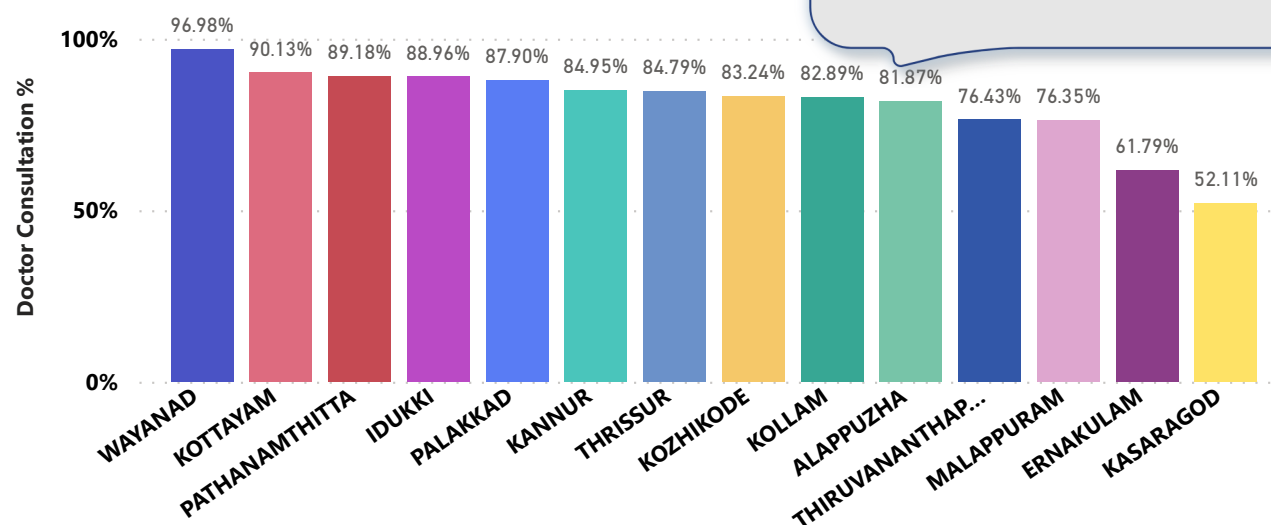
PHCs/FHCs/UPHCs based on UHID Visits

Institutions with atleast 100 UHID visits are listed here.

Hospital	UHID Visit %
Family Health Centre Malappattam	47.00%
Family Health Centre Cherukunnu Thara	41.00%
Family Health Centre Alakode Therthalli	39.00%
Family Health Centre Anjarakkandy	38.00%
Family Health Centre Kottiyoor	38.00%
Family Health Centre Kalliassery	33.00%
Family Health Centre Eramam Kuttur	30.00%
Family Health Centre Ramanthali	30.00%
Family Health Centre Morazha Fisheries	29.00%
Family Health Centre Pulingome	29.00%
Family Health Centre Kankol Alappadamba	27.00%

Hospital	UHID Visit %
Family Health Centre Pattiam	5.00%
Family Health Centre Muzhappilangad	6.00%
Family Health Centre Thillenkerry	7.00%
Urban Primary Health Centre Panoor	7.00%
Family Health Centre Munderi	10.00%
Urban Primary Health Centre Maithanappally	12.00%
Family Health Centre Cheruthazham	17.00%
Family Health Centre Kadirur	17.00%
Family Health Centre Valapattanam	18.00%
Family Health Centre Chirakkal	20.00%

3.3 e-Health Performance - Doctor Consultation



KNR district is at position 6 (up by 1) in OP consultation with the value of 84.95.

Doctor Consultation Percentage in PHCs/FHCs/UPHCs

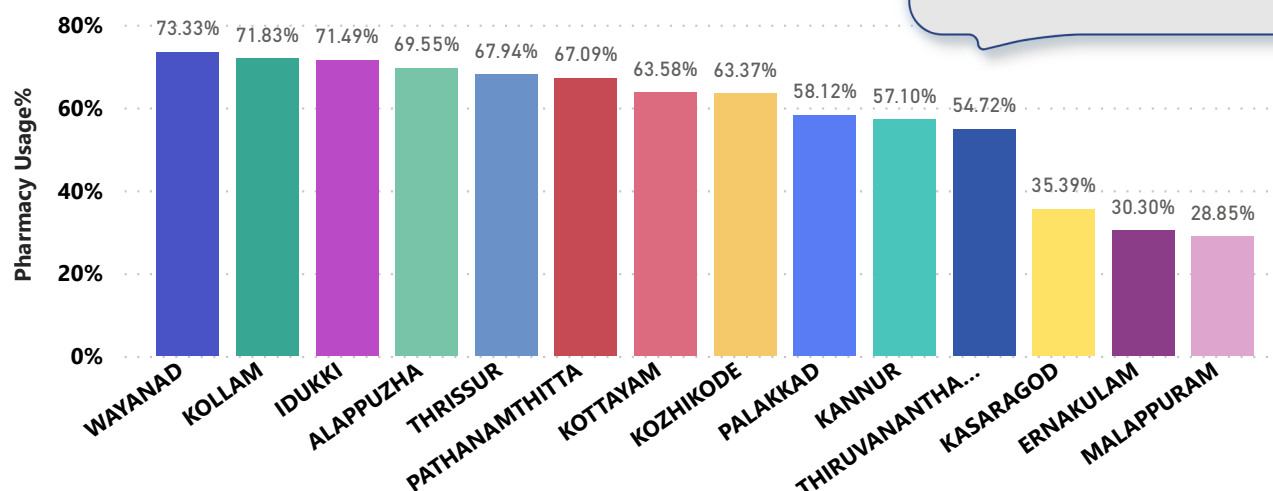
Hospital	Doctor Consultation %
Family Health Centre Ramanthali	99.56%
Family Health Centre Alakode Therthalli	97.72%
Family Health Centre Cherukunnu Thara	97.38%
Family Health Centre Munderi	96.88%
Family Health Centre Cheruthazham	95.58%
Family Health Centre Valappattanam	95.01%
Family Health Centre Morazha Fisheries	93.83%
Family Health Centre Anjarakkandy	93.44%
Family Health Centre Malappattam	92.76%
Family Health Centre Chirakkal	92.67%
Family Health Centre Kankol Alappadamba	91.89%
Urban Primary Health Centre Panoor	91.78%
Family Health Centre Kalliassery	91.33%
Urban Primary Health Centre	87.61%

Hospital	Doctor Consultation %
Family Health Centre Thillenkerry	12.06%
Family Health Centre Pulingome	62.90%
Family Health Centre Pattuvam	64.97%
Family Health Centre Kottiyoor	68.80%
Family Health Centre Muzhappilangad	73.87%
Family Health Centre Pattiam	78.08%
Family Health Centre Kadirur	81.95%
Family Health Centre Eramam Kuttur	82.16%
Family Health Centre Narath	85.62%
Urban Primary Health Centre Maithanappally	87.61%
Family Health Centre Kalliassery	91.33%
Urban Primary Health Centre Panoor	91.78%
Family Health Centre Kankol	91.89%

3.4 e-Health Performance - Pharmacy Usage in PHCs/FHCs/UPHCs

Pharmacy usage is calculated as (Pharmacy Prescription Count / Total Visits) *100

The district remains at position 10 in Pharmacy Usage with 57.10%.



Pharmacy Usage in PHCs/FHCs/UPHCs

Hospital	Pharmacy Usage %
Family Health Centre Alakode Therthalli	88.00%
Family Health Centre Ramanthali	87.00%
Family Health Centre Malappattam	86.00%
Family Health Centre Morazha Fisheries	84.00%
Family Health Centre Munderi	84.00%
Family Health Centre Narath	81.00%
Family Health Centre Cherukunnu Thara	79.00%
Family Health Centre Valapattanam	77.00%
Family Health Centre Cheruthazham	76.00%
Family Health Centre Eramam Kuttur	76.00%
Family Health Centre Kankol Alappadamba	74.00%
Family Health Centre Chirakkal	68.00%

Hospital	Pharmacy Usage %
Family Health Centre Muzhappilangad	0.00%
Family Health Centre Thillenkerry	0.00%
Urban Primary Health Centre Panoor	0.00%
Urban Primary Health Centre Maithanappally	9.00%
Family Health Centre Anjarakkandy	27.00%
Family Health Centre Pattiam	27.00%
Family Health Centre Pulingome	52.00%
Family Health Centre Kadirur	58.00%
Family Health Centre Kalliassery	58.00%
Family Health Centre Pattuvam	59.00%
Family Health Centre Kottiyoor	65.00%
Family Health Centre Chirakkal	68.00%

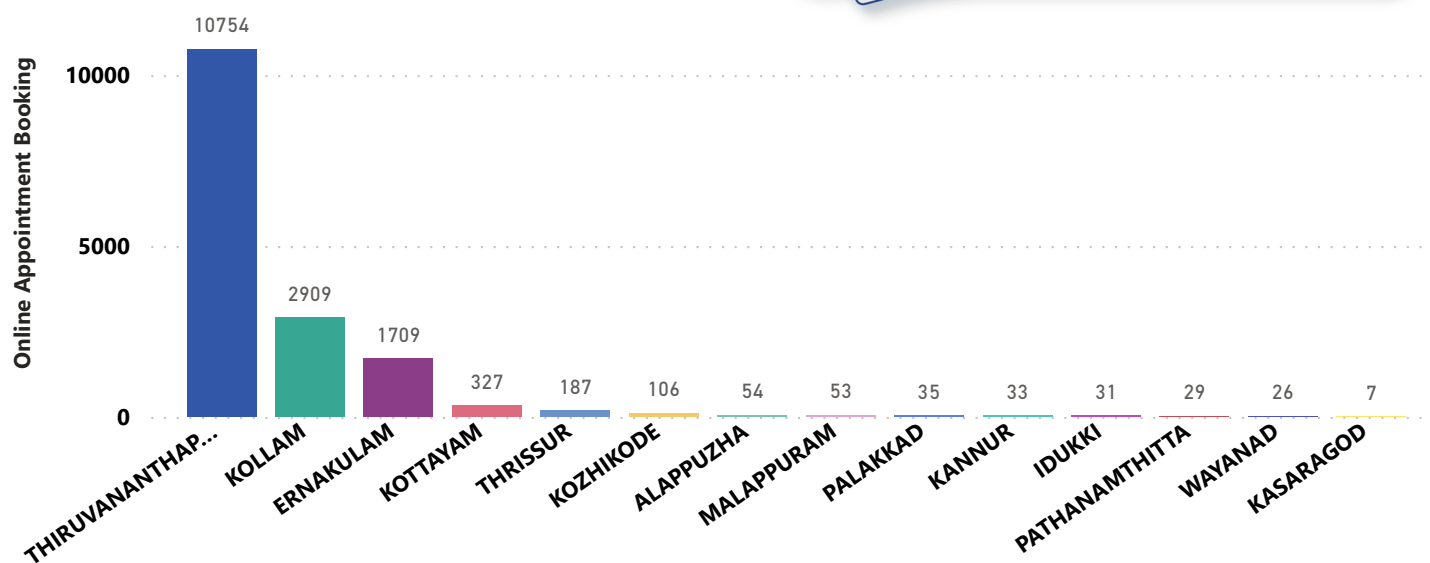
4. Status of Modules started in Hospitals

District wise status of live institutions and the count of various modules [Reception, OP Consultation, Lab, Pharmacy] started.

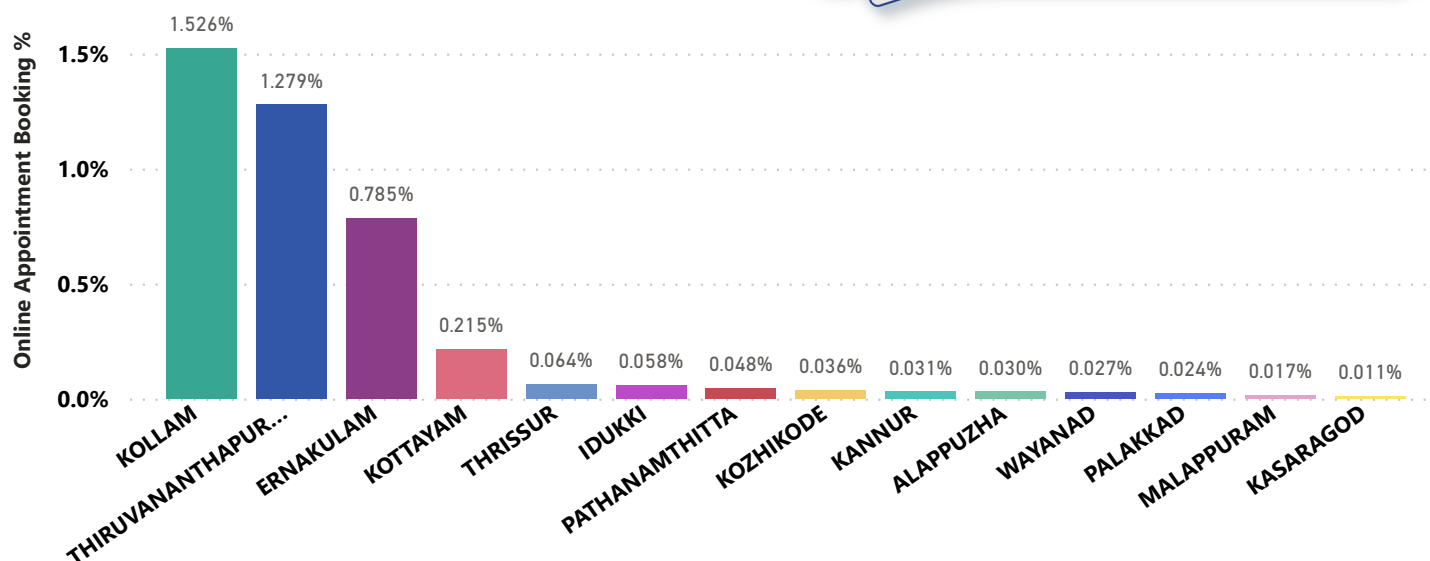
District Name	Live Institutions	Reception	Consultation	Lab	Pharmacy
THIRUVANANTHAPURAM	105	99 (94.3%)	94 (89.5%)	83 (79.%)	79 (75.2%)
THRISSUR	59	56 (94.9%)	53 (89.8%)	49 (83.1%)	53 (89.8%)
MALAPPURAM	49	45 (91.8%)	42 (85.7%)	20 (40.8%)	30 (61.2%)
KOZHIKODE	46	36 (78.3%)	34 (73.9%)	27 (58.7%)	28 (60.9%)
PALAKKAD	39	39 (100.%)	37 (94.9%)	32 (82.1%)	28 (71.8%)
ERNAKULAM	37	30 (81.1%)	29 (78.4%)	16 (43.2%)	21 (56.8%)
KANNUR	30	26 (86.7%)	26 (86.7%)	21 (70.%)	22 (73.3%)
KOTTAYAM	26	21 (80.8%)	21 (80.8%)	19 (73.1%)	20 (76.9%)
KOLLAM	23	23 (100.%)	23 (100.%)	23 (100.%)	23 (100.%)
ALAPPUZHA	21	21 (100.%)	19 (90.5%)	19 (90.5%)	18 (85.7%)
KASARAGOD	21	18 (85.7%)	18 (85.7%)	15 (71.4%)	16 (76.2%)
IDUKKI	19	18 (94.7%)	17 (89.5%)	11 (57.9%)	16 (84.2%)
PATHANAMTHITTA	19	18 (94.7%)	16 (84.2%)	13 (68.4%)	13 (68.4%)
WAYANAD	16	16 (100.%)	16 (100.%)	14 (87.5%)	15 (93.8%)
Total	510	466 (91.4%)	445 (87.3%)	362 (71.%)	382 (74.9%)

5. Percentage of Online Appointment Booking in Hospitals

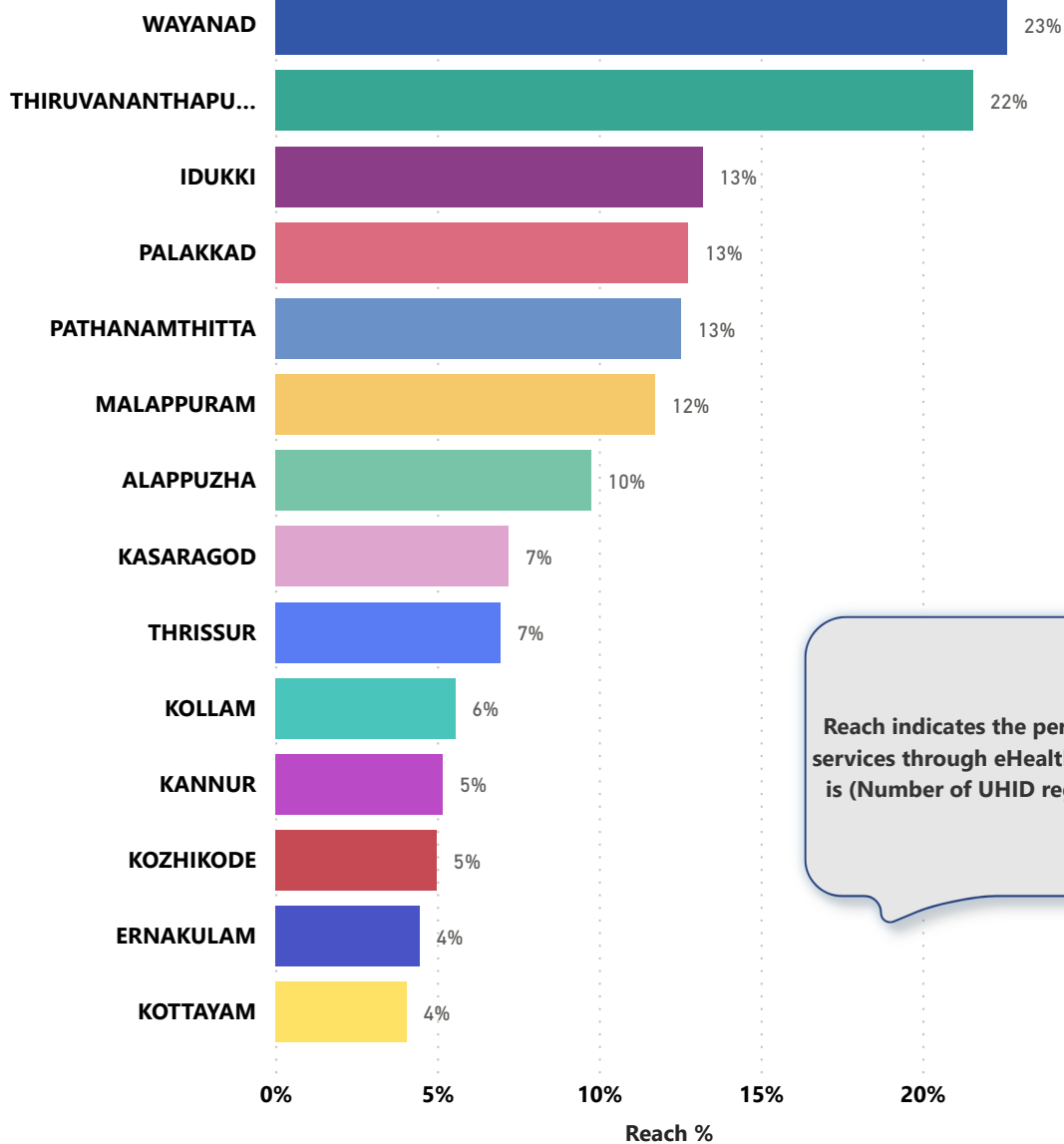
District-wise count of Online appointments taken during the month of February'23. KNR district is at 10th position in Online appointments.



District-wise percentage of online appointment booking up on OP visits for the month of February '23. Calculation is performed as (Online Visits / OP Visits) * 100 %.



6. eHealth Performance - Reach



Reach indicates the percentage of population availing services through eHealth. The formula used to calculate is $(\text{Number of UHID registered} / \text{Population}) * 100 \%$.

7. Public Health Survey Status

