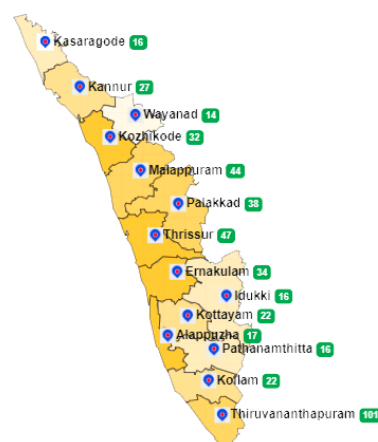


1. eHealth Kerala - Vital Statistics

Live Institutions	21
Medical College Hospitals	0
PHCs/FHCs	17
CHCs	0
DHs/GHs	2
PH Labs	0
Other(Inc UPHCs,Taluk Hospitals)	2



2. Highlights



- Reception module started at 18 out of 19 PHCs/FHCs/UPHCs.
- The district is at position 13 with a rank of 7 in overall performance ranking of districts based on PHCs/FHCs/UPHCs.
- The district is at position 7 in house survey completion(2.28%) and at position 4 in member survey completion(0.16%).



- District remains at :
 - position 14 in UHID Visits 13.36% .
 - position 12 in Pharmacy Usage 35.39%.
 - position 14 in OP consultation with the value of nearly 52% .
 - position 14 in Online appointments
- The district remains at 8th position (down by 1) in reach rank which indicates UHID registration proportionate to the population.




3. eHealth - District Ranking Matrix Based on Performance of PHCs/FHCs/UPHCs

The ranking matrix showcase the district performance in providing eHealth services through PHCs/FHCs/UPHCs based on six different parameters. These parameters include whether the reception module is started or not, UHID Visits, Doctor Consultation, Pharmacy Usage, Lab Usage and number of Live Institutions. Based on the ranking, the districts are classified into three broad categories, the best performing districts, the average performing districts and the low performing districts.

The best performing districts should strive to continue to remain in the same position, whereas the average performing as well as the low performing districts should strive to reach to the 'top four' league.

The ranking matrix for the month of February '23 is given below:

District	Rank
WAYANAD	1
IDUKKI	2
KOLLAM	2
PALAKKAD	2
PATHANAMTHITTA	2
THIRUVANANTHAPURAM	2
ALAPPUZHA	3
THRISSUR	3
KOTTAYAM	4
KANNUR	5
KOZHIKODE	5
MALAPPURAM	6
KASARAGOD	7
ERNAKULAM	8

 Best performing
 Average performing
 Low performing

3. eHealth - Institution Level Ranking of PHCs/FHCs/UPHCs

Hospital	Rank
Urban Primary Health Centre Nileschwaram	1
Family Health Centre Mulleriya	2
Family Health Centre Valiyaparamaba	2
Family Health Centre Udumbanthala	3
Family Health Centre Ajanur	4
Family Health Centre Anandashram	4
Family Health Centre Ennappara	5
Family Health Centre Belloor	6
Family Health Centre Chattanchal	7
Family Health Centre Kayyur	7
Family Health Centre Narkilakkad	8
Family Health Centre Karindalam	9
Family Health Centre Kumbadaje	9
Family Health Centre Mogralputhur	9
Family Health Centre Pallikere	9
Family Health Centre Panathur	9
Family Health Centre Perla	9
Family Health Centre Udma	9

3.1 eHealth Performance - Reception Module

Reception Module is considered to be functional in a PHC/FHC/UPHC only if the number of total visits for the month is of minimum 500.

Reception module started at 18 out of 19 PHCs/FHCs/UPHCs

District	PHC/FHC/UPHC Count	PHC/FHC/UPHC with Reception	% of PHC/FHC/UPHC with Reception
ALAPPUZHA	17	17	100.00%
KOLLAM	21	21	100.00%
PATHANAMTHITTA	17	17	100.00%
WAYANAD	15	15	100.00%
PALAKKAD	38	37	97.00%
THIRUVANANTHAPURAM	68	65	96.00%
THRISSUR	54	52	96.00%
KASARAGOD	19	18	95.00%
IDUKKI	17	16	94.00%
KANNUR	27	25	93.00%
KOTTAYAM	22	20	91.00%
MALAPPURAM	46	42	91.00%
ERNAKULAM	33	28	85.00%
KOZHIKODE	34	28	82.00%

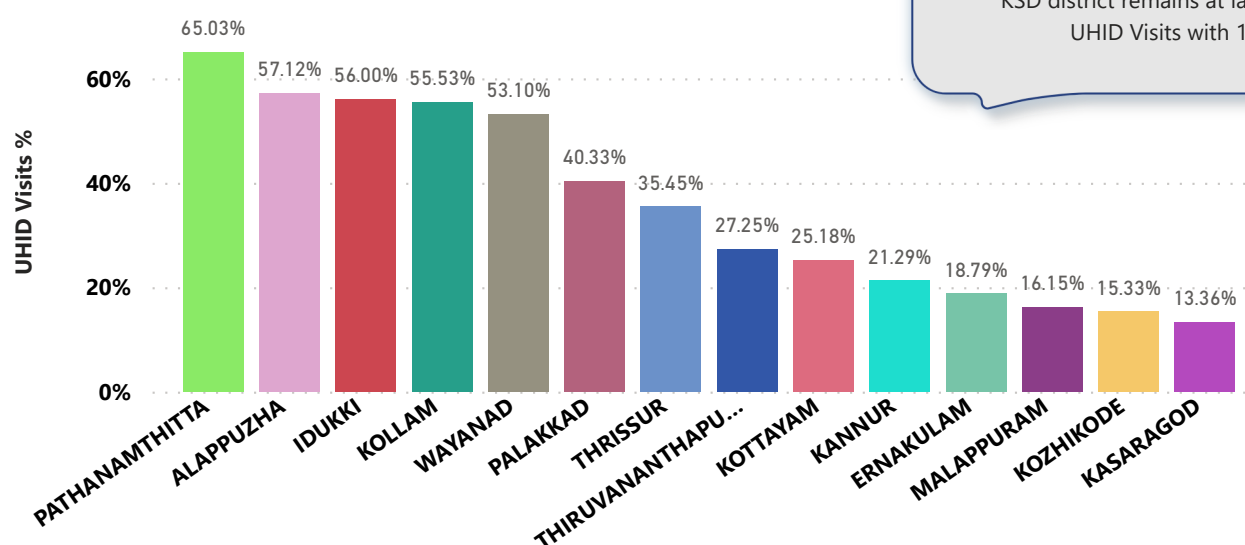
Institutions where the reception module is either not started or not using

Hospital Name

Urban Primary Health Centre Pullikunnu

3.2 e-Health Performance - UHID Visits

UHID Visit % is calculated as (UHID Visits / Total Visit) *100



KSD district remains at last position in UHID Visits with 13.36%.

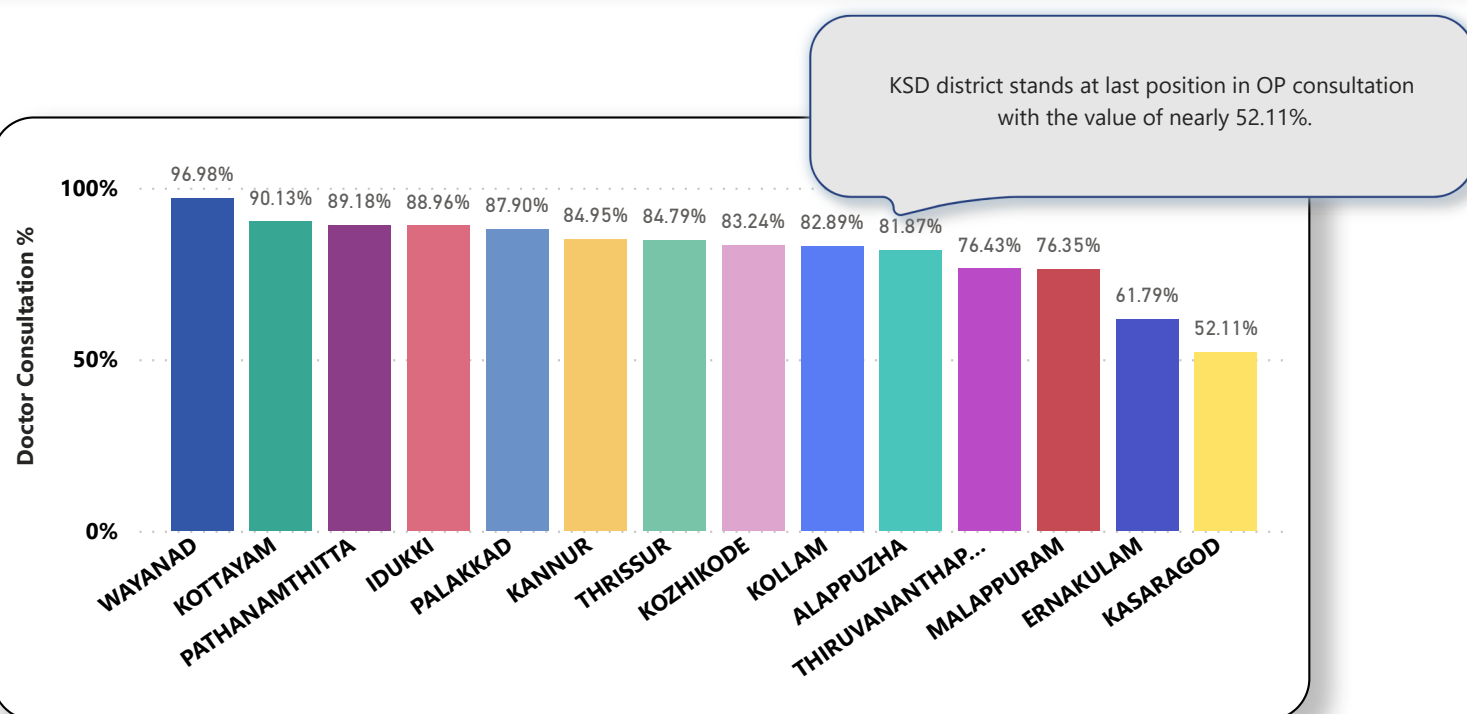
PHCs/FHCs/UPHCs based on UHID Visits

Institutions with atleast 100 UHID visits are listed here.

Hospital	UHID Visit %
Family Health Centre Ennappara	57.00%
Family Health Centre Narkilakkad	36.00%
Family Health Centre Valiyaparamaba	28.00%
Family Health Centre Ajanur	26.00%
Urban Primary Health Centre Nileshwaram	22.00%
Family Health Centre Mulleriya	21.00%
Family Health Centre Kayyur	18.00%
Family Health Centre Udumbanthala	15.00%
Family Health Centre Panathur	8.00%
Family Health Centre Karindalam	7.00%
Family Health Centre Udma	6.00%

Hospital	UHID Visit %
Family Health Centre Pallikere	2.00%
Family Health Centre Chattanchal	4.00%
Family Health Centre Udma	6.00%
Family Health Centre Karindalam	7.00%
Family Health Centre Panathur	8.00%
Family Health Centre Udumbanthala	15.00%
Family Health Centre Kayyur	18.00%
Family Health Centre Mulleriya	21.00%
Urban Primary Health Centre Nileshwaram	22.00%
Family Health Centre Ajanur	26.00%
Family Health Centre Valiyaparamaba	28.00%

3.3 e-Health Performance - Doctor Consultation



Doctor Consultation Percentage in PHCs/FHCs/UPHCs

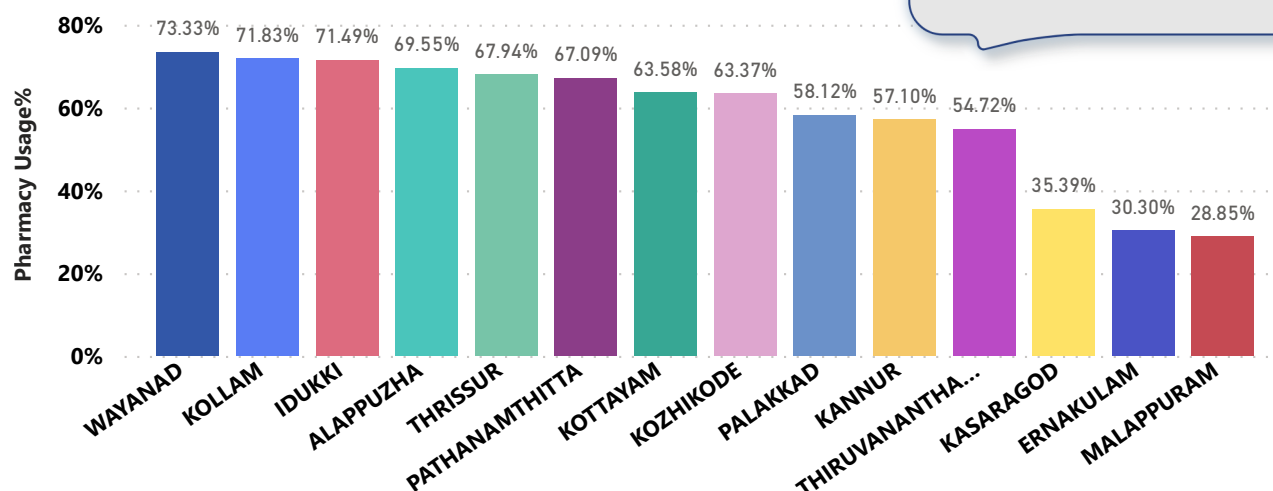
Hospital	Doctor Consultation %
Family Health Centre Ajanur	95.12%
Urban Primary Health Centre Nileshwaram	91.62%
Family Health Centre Mulleriya	89.19%
Family Health Centre Valiyaparamaba	86.63%
Family Health Centre Udumbanthala	84.77%
Family Health Centre Ennappara	66.08%
Family Health Centre Chattanchal	63.07%
Family Health Centre Kayyur	58.99%
Family Health Centre Pallikere	48.10%
Family Health Centre Narkilakkad	31.63%
Family Health Centre Panathur	30.09%
Family Health Centre Karindalam	23.65%
Family Health Centre Udma	20.04%

Hospital	Doctor Consultation %
Family Health Centre Udma	20.04%
Family Health Centre Karindalam	23.65%
Family Health Centre Panathur	30.09%
Family Health Centre Narkilakkad	31.63%
Family Health Centre Pallikere	48.10%
Family Health Centre Kayyur	58.99%
Family Health Centre Chattanchal	63.07%
Family Health Centre Ennappara	66.08%
Family Health Centre Udumbanthala	84.77%
Family Health Centre Valiyaparamaba	86.63%
Family Health Centre Mulleriya	89.19%
Urban Primary Health Centre Nileshwaram	91.62%
Family Health Centre Ajanur	95.12%

3.4 e-Health Performance - Pharmacy Usage in PHCs/FHCs/UPHCs

Pharmacy usage is calculated as (Pharmacy Prescription Count / Total Visits) *100

The KSD district stands at position 12 in Pharmacy Usage with 35.39%.



Pharmacy Usage in PHCs/FHCs/UPHCs

Hospital	Pharmacy Usage %
Urban Primary Health Centre Nileschwaram	78.00%
Family Health Centre Mulleriya	74.00%
Family Health Centre Udumbanthala	74.00%
Family Health Centre Valiyaparamaba	63.00%
Family Health Centre Ajanur	60.00%
Family Health Centre Ennappara	51.00%
Family Health Centre Chattanchal	47.00%
Family Health Centre Kayyur	45.00%
Family Health Centre Pallikere	24.00%
Family Health Centre Narkilakkad	19.00%
Family Health Centre Panathur	15.00%
Family Health Centre Udma	13.00%
Family Health Centre Karindalam	5.00%

Hospital	Pharmacy Usage %
Family Health Centre Karindalam	5.00%
Family Health Centre Udma	13.00%
Family Health Centre Panathur	15.00%
Family Health Centre Narkilakkad	19.00%
Family Health Centre Pallikere	24.00%
Family Health Centre Kayyur	45.00%
Family Health Centre Chattanchal	47.00%
Family Health Centre Ennappara	51.00%
Family Health Centre Ajanur	60.00%
Family Health Centre Valiyaparamaba	63.00%
Family Health Centre Mulleriya	74.00%
Family Health Centre Udumbanthala	74.00%
Urban Primary Health Centre Nileschwaram	78.00%

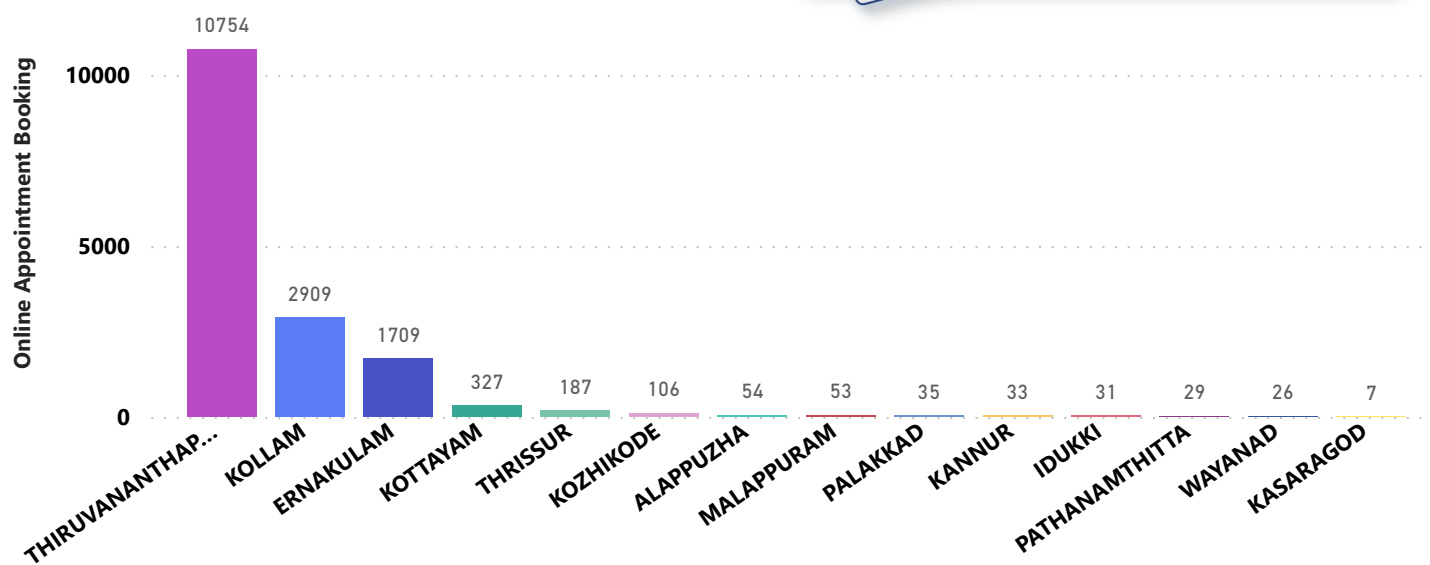
4. Status of Modules started in Hospitals

District wise status of live institutions and the count of various modules [Reception, OP Consultation, Lab, Pharmacy] started.

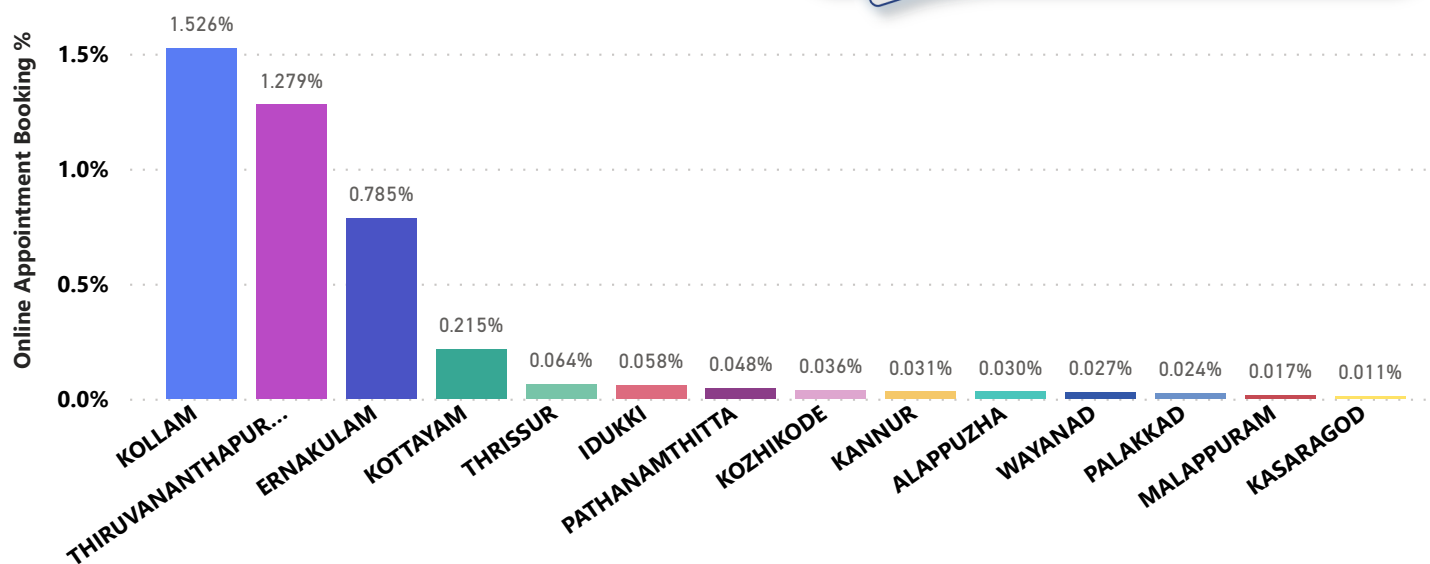
District Name	Live Institutions	Reception	Consultation	Lab	Pharmacy
THIRUVANANTHAPURAM	105	99 (94.3%)	94 (89.5%)	83 (79.%)	79 (75.2%)
THRISSUR	59	56 (94.9%)	53 (89.8%)	49 (83.1%)	53 (89.8%)
MALAPPURAM	49	45 (91.8%)	42 (85.7%)	20 (40.8%)	30 (61.2%)
KOZHIKODE	46	36 (78.3%)	34 (73.9%)	27 (58.7%)	28 (60.9%)
PALAKKAD	39	39 (100.%)	37 (94.9%)	32 (82.1%)	28 (71.8%)
ERNAKULAM	37	30 (81.1%)	29 (78.4%)	16 (43.2%)	21 (56.8%)
KANNUR	30	26 (86.7%)	26 (86.7%)	21 (70.%)	22 (73.3%)
KOTTAYAM	26	21 (80.8%)	21 (80.8%)	19 (73.1%)	20 (76.9%)
KOLLAM	23	23 (100.%)	23 (100.%)	23 (100.%)	23 (100.%)
ALAPPUZHA	21	21 (100.%)	19 (90.5%)	19 (90.5%)	18 (85.7%)
KASARAGOD	21	18 (85.7%)	18 (85.7%)	15 (71.4%)	16 (76.2%)
IDUKKI	19	18 (94.7%)	17 (89.5%)	11 (57.9%)	16 (84.2%)
PATHANAMTHITTA	19	18 (94.7%)	16 (84.2%)	13 (68.4%)	13 (68.4%)
WAYANAD	16	16 (100.%)	16 (100.%)	14 (87.5%)	15 (93.8%)
Total	510	466 (91.4%)	445 (87.3%)	362 (71.%)	382 (74.9%)

5. Percentage of Online Appointment Booking in Hospitals

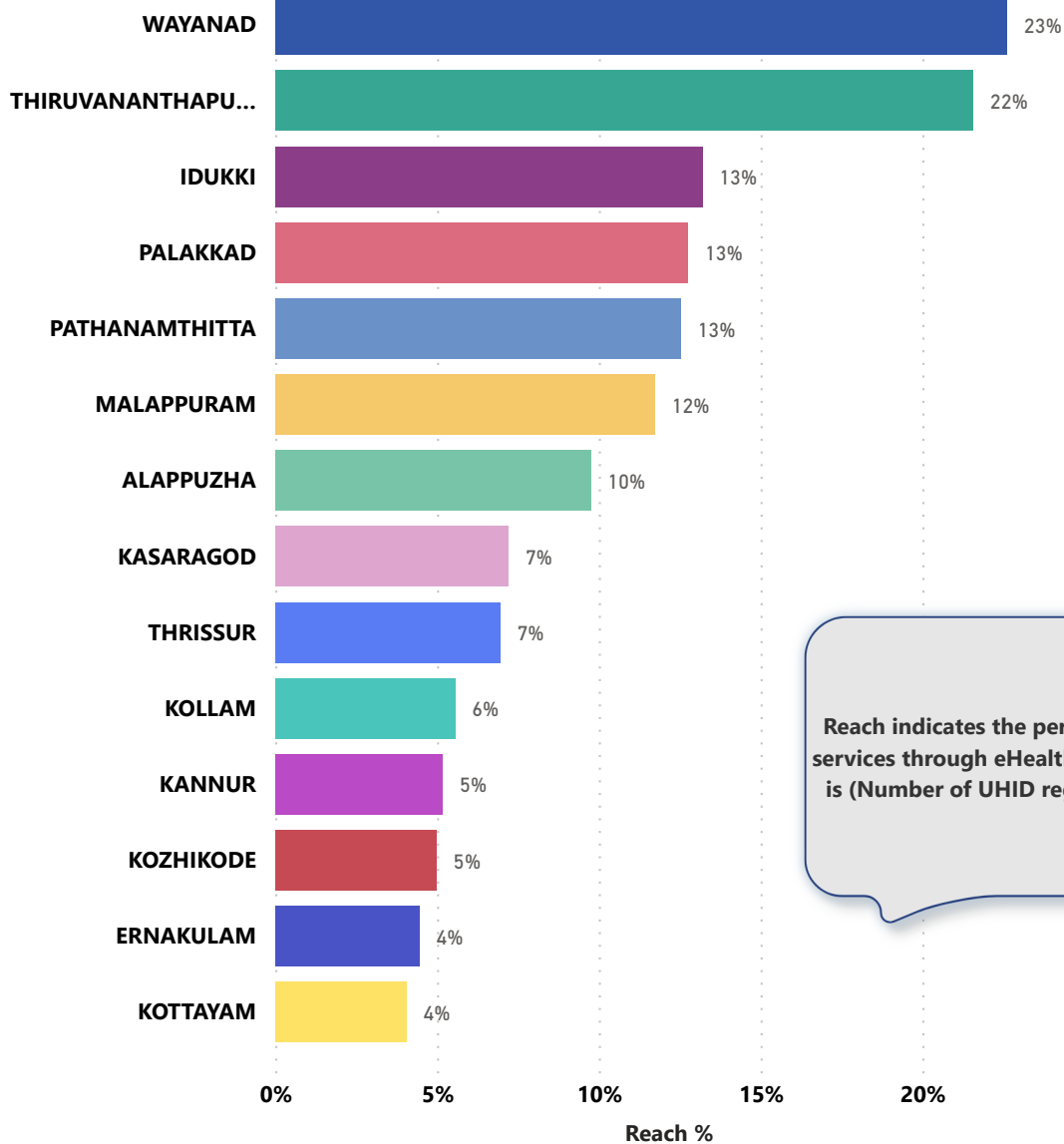
District-wise count of Online appointments taken during the month of February '23. KSD district stands at 14th position in Online appointments.



District-wise percentage of online appointment booking up on OP visits for the month of February '23. Calculation is performed as $(\text{Online Visits} / \text{OP Visits}) * 100 \%$.



6. eHealth Performance - Reach



Reach indicates the percentage of population availing services through eHealth. The formula used to calculate is $(\text{Number of UHID registered} / \text{Population}) * 100 \%$.

7. Public Health Survey Status

