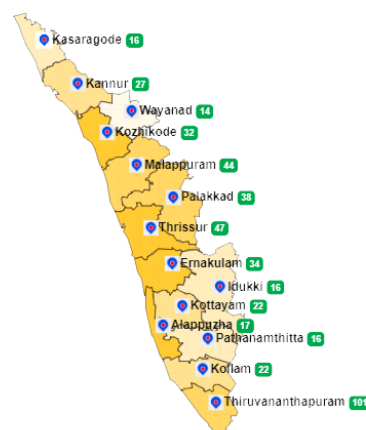


1. eHealth Kerala - Vital Statistics

Live Institutions	26
Medical College Hospitals	1
PHCs/FHCs	21
CHCs	0
DHs/GHs	2
PH Labs	0
Other(Inc UPHCs,Taluk Hospitals)	2



2. Highlights



- The Kottayam district remains at position 4 in the overall performance ranking of districts based on PHCs/FHCs/UPHCs.
- The reception module is functional in 20 of the 22 PHCs/FHCs/UPHCs of the Kottayam district.
- Kottayam district remains at position 2 in OP consultation with 90%.
- The district remains at position 4 in online appointment booking.
- The Kottayam district remains at position 7 in Pharmacy Usage with 64%.



- The district remains at position 9 in UHID Visits with 25%.
- The district remains at 14th position in reach rank which indicates UHID registration proportionate to the population.
- The district is at position 12 in the house survey completion (0.28%) and at position 13 in member survey completion (0.01%).

3. eHealth - District Ranking Matrix Based on Performance of PHCs/FHCs/UPHCs

The ranking matrix showcase the district performance in providing eHealth services through PHCs/FHCs/UPHCs based on six different parameters. These parameters include whether the reception module is started or not, UHID Visits, Doctor Consultation, Pharmacy Usage, Lab Usage and number of Live Institutions. Based on the ranking, the districts are classified into three broad categories, the best performing districts, the average performing districts and the low performing districts.

The best performing districts should strive to continue to remain in the same position, whereas the average performing as well as the low performing districts should strive to reach to the 'top four' league.

The ranking matrix for the month of February '23 is given below:

District	Rank
WAYANAD	1
IDUKKI	2
KOLLAM	2
PALAKKAD	2
PATHANAMTHITTA	2
THIRUVANANTHAPURAM	2
ALAPPUZHA	3
THRISSUR	3
KOTTAYAM	4
KANNUR	5
KOZHIKODE	5
MALAPPURAM	6
KASARAGOD	7
ERNAKULAM	8

 Best performing
 Average performing
 Low performing

3. eHealth - Institution Level Ranking of PHCs/FHCs/UPHCs

Hospital	Rank
Family Health Centre Udayanapuram	1
Family Health Centre Panachikkadu	2
Family Health Centre Brahmamangalam	3
Family Health Centre Kuruppanthara	4
Family Health Centre Moonnilavu	4
Family Health Centre Paippad	4
Family Health Centre Veliyanloor	4
Family Health Centre Manarcad	5
Family Health Centre Vazhoor	5
Family Health Centre Madappally	6
Family Health Centre Mutholy	6
Urban Primary Health Centre Perunna	6
Family Health Centre Kallara	7
Family Health Centre Maravanthuruthu	7
Family Health Centre Nattakom	7
Family Health Centre Velloor	7
Family Health Centre Erattupetta	8
Family Health Centre Marangattupally	9
Family Health Centre Meenachil	9
Family Health Centre Parampuzha	9
Family Health Centre Vellavoor	10

3.1 eHealth Performance - Reception Module

Reception Module is considered to be functional in a PHC/FHC/UPHC only if the number of total visits for the month is of minimum 500.

Reception module started in all PHCs/FHCs/UPHCs

District	PHC/FHC/UPHC Count	PHC/FHC/UPHC with Reception	% of PHC/FHC/UPHC with Reception
ALAPPUZHA	17	17	100.00%
KOLLAM	21	21	100.00%
PATHANAMTHITTA	17	17	100.00%
WAYANAD	15	15	100.00%
PALAKKAD	38	37	97.00%
THIRUVANANTHAPURAM	68	65	96.00%
THRISSUR	54	52	96.00%
KASARAGOD	19	18	95.00%
IDUKKI	17	16	94.00%
KANNUR	27	25	93.00%
KOTTAYAM	22	20	91.00%
MALAPPURAM	46	42	91.00%
ERNAKULAM	33	28	85.00%
KOZHIKODE	34	28	82.00%

Institutions where the reception module is either not started or not using

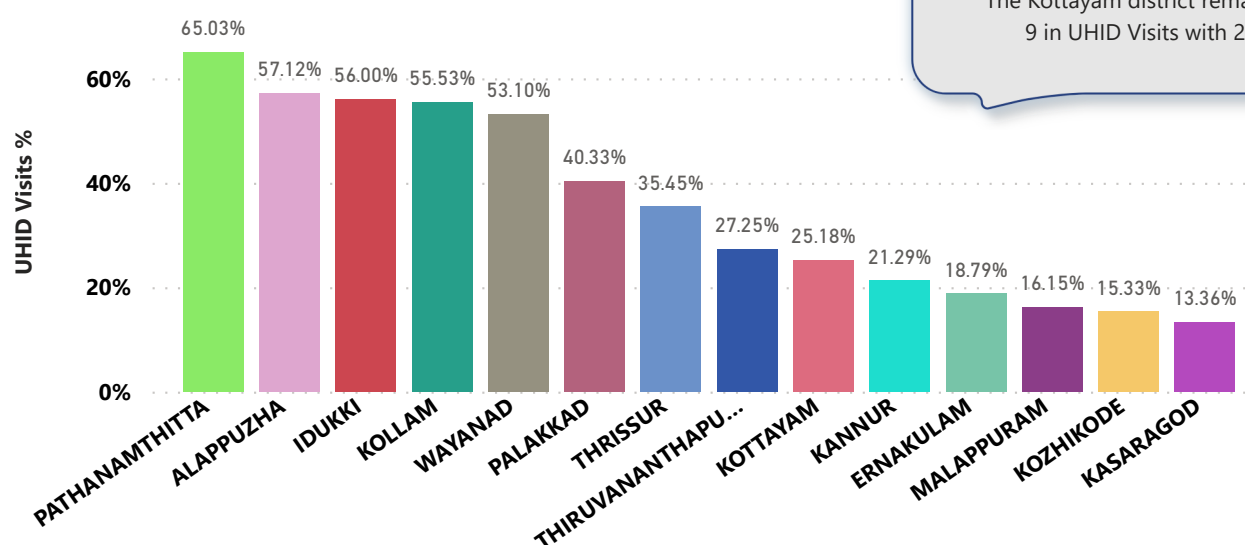
Hospital Name

Family Health Centre Meenadom

Family Health Centre Vellavoor

3.2 e-Health Performance - UHID Visits

UHID Visit % is calculated as (UHID Visits / Total Visit) *100



The Kottayam district remains at position 9 in UHID Visits with 25%(4% up).

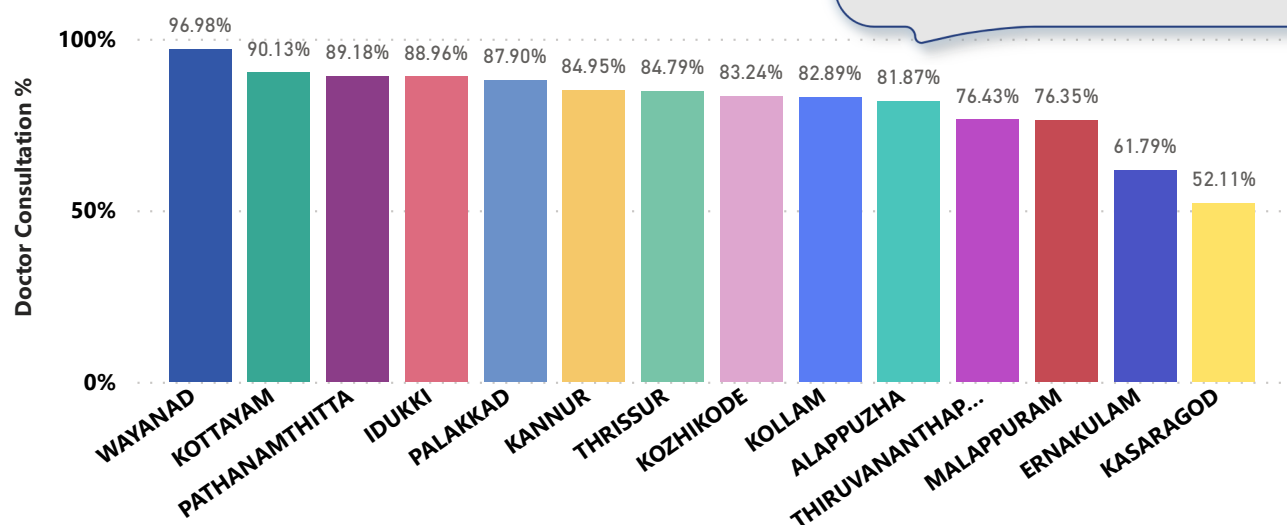
PHCs/FHCs/UPHCs based on UHID Visits

Institutions with atleast 100 UHID visits are listed here.

Hospital	UHID Visit %
Family Health Centre Udayanapuram	61.00%
Family Health Centre Kuruppanthara	58.00%
Family Health Centre Brahmamangalam	53.00%
Family Health Centre Vazhoor	39.00%
Family Health Centre Paippad	38.00%
Family Health Centre Veliyanloor	35.00%
Family Health Centre Moonnilavu	33.00%
Family Health Centre Panachikkadu	31.00%
Family Health Centre Kallara	30.00%
Family Health Centre Madappally	28.00%
Family Health Centre Mutholy	27.00%

Hospital	UHID Visit %
Family Health Centre Manarcad	6.00%
Family Health Centre Nattakom	7.00%
Family Health Centre Velloor	11.00%
Family Health Centre Marangattupally	12.00%
Family Health Centre Parampuzha	12.00%
Family Health Centre Erattupetta	13.00%
Urban Primary Health Centre Perunna	17.00%
Family Health Centre Maravanthuruthu	25.00%
Family Health Centre Mutholy	27.00%
Family Health Centre Madappally	28.00%
Family Health Centre Kallara	30.00%

3.3 e-Health Performance - Doctor Consultation



Kottayam district remains at position 2, in OP consultation with 90%.

Doctor Consultation Percentage in PHCs/FHCs/UPHCs

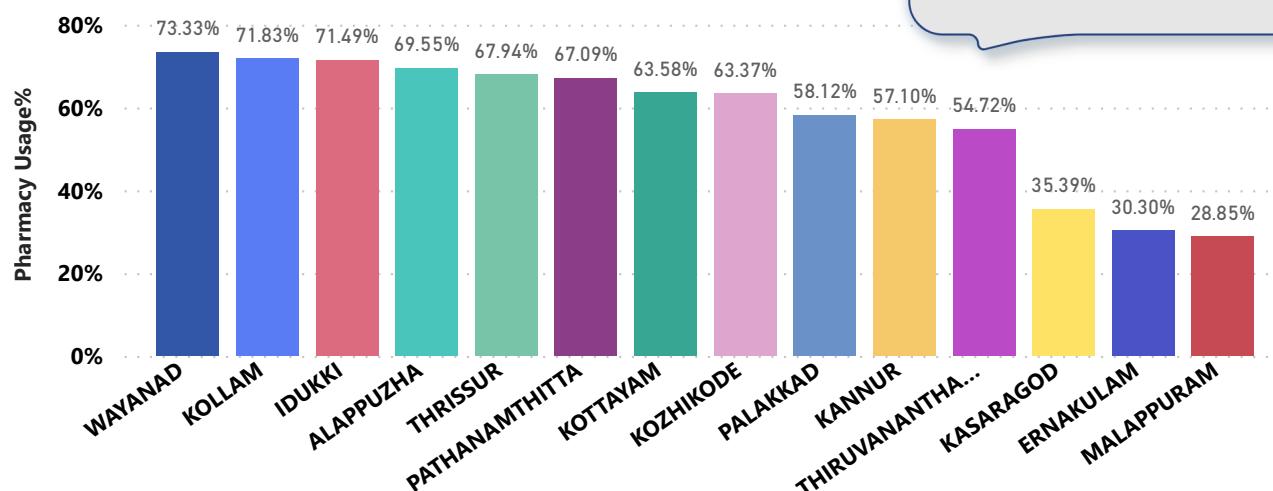
Hospital	Doctor Consultation %
Family Health Centre Brahmamangalam	99.38%
Urban Primary Health Centre Perunna	98.76%
Family Health Centre Veliyanloor	97.66%
Family Health Centre Udayanapuram	97.62%
Family Health Centre Madappally	97.07%
Family Health Centre Moonnilavu	96.45%
Family Health Centre Panachikkadu	96.01%
Family Health Centre Kuruppanthara	95.80%
Family Health Centre Paippad	92.14%
Family Health Centre Nattakom	90.73%
Family Health Centre Velloor	90.30%
Family Health Centre Erattupetta	89.11%
Family Health Centre Mutholy	88.29%
Family Health Centre Parampuzha	86.14%

Hospital	Doctor Consultation %
Family Health Centre Kallara	65.25%
Family Health Centre Vazhoor	71.31%
Family Health Centre Maravanthuruthu	83.54%
Family Health Centre Marangattupally	85.93%
Family Health Centre Manarcad	86.12%
Family Health Centre Parampuzha	86.14%
Family Health Centre Mutholy	88.29%
Family Health Centre Erattupetta	89.11%
Family Health Centre Velloor	90.30%
Family Health Centre Nattakom	90.73%
Family Health Centre Paippad	92.14%
Family Health Centre Kuruppanthara	95.80%
Family Health Centre Panachikkadu	96.01%
Family Health Centre Moonnilavu	96.45%

3.4 e-Health Performance - Pharmacy Usage in PHCs/FHCs/UPHCs

Pharmacy usage is calculated as (Pharmacy Prescription Count / Total Visits) *100

The Kottayam district remains at position 7 in Pharmacy Usage with 64%.



Pharmacy Usage in PHCs/FHCs/UPHCs

Hospital	Pharmacy Usage %
Family Health Centre Brahmamangalam	103.00%
Family Health Centre Udayanapuram	96.00%
Urban Primary Health Centre Perunna	95.00%
Family Health Centre Manarcad	92.00%
Family Health Centre Moonnilavu	92.00%
Family Health Centre Veliyanoor	92.00%
Family Health Centre Kuruppanthara	88.00%
Family Health Centre Panachikkadu	87.00%
Family Health Centre Paippad	85.00%
Family Health Centre Velloor	76.00%
Family Health Centre Vazhoor	75.00%
Family Health Centre Maravanthuruthu	69.00%
Family Health Centre Mutholy	65.00%
Family Health Centre Kallara	62.00%

Hospital	Pharmacy Usage %
Family Health Centre Marangattupally	0.00%
Family Health Centre Erattupetta	26.00%
Family Health Centre Nattakom	50.00%
Family Health Centre Madappally	51.00%
Family Health Centre Parampuzha	52.00%
Family Health Centre Kallara	62.00%
Family Health Centre Mutholy	65.00%
Family Health Centre Maravanthuruthu	69.00%
Family Health Centre Vazhoor	75.00%
Family Health Centre Velloor	76.00%
Family Health Centre Paippad	85.00%
Family Health Centre Panachikkadu	87.00%
Family Health Centre Kuruppanthara	88.00%

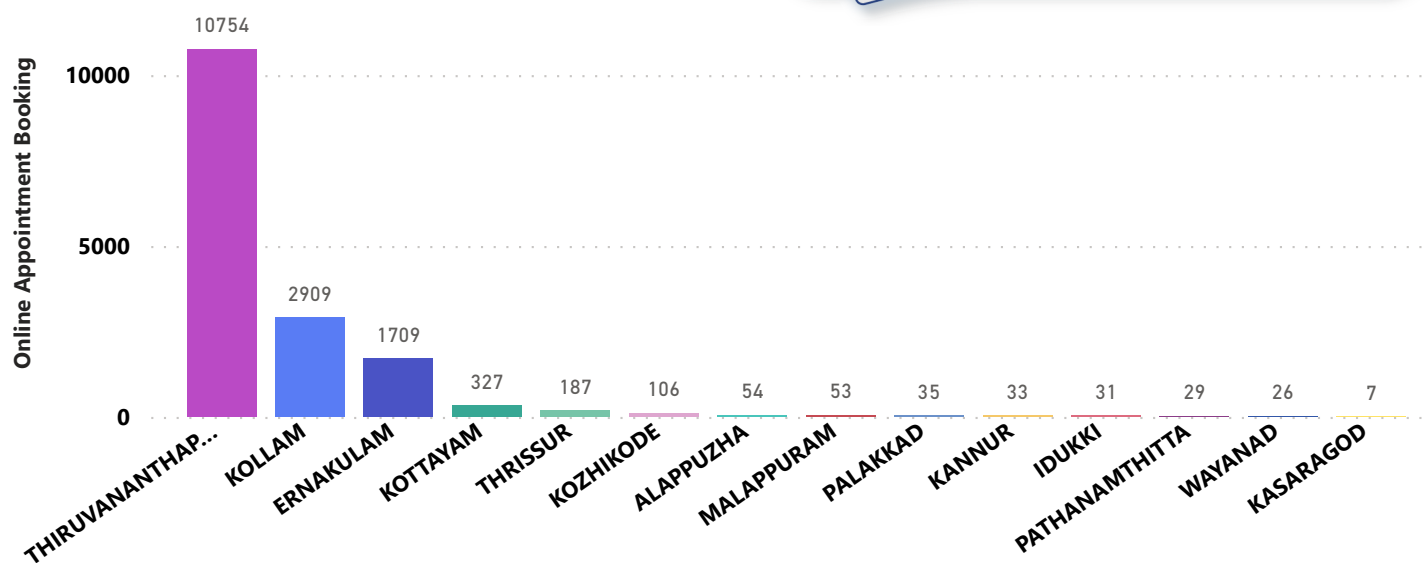
4. Status of Modules started in Hospitals

District wise status of live institutions and the count of various modules [Reception, OP Consultation, Lab, Pharmacy] started.

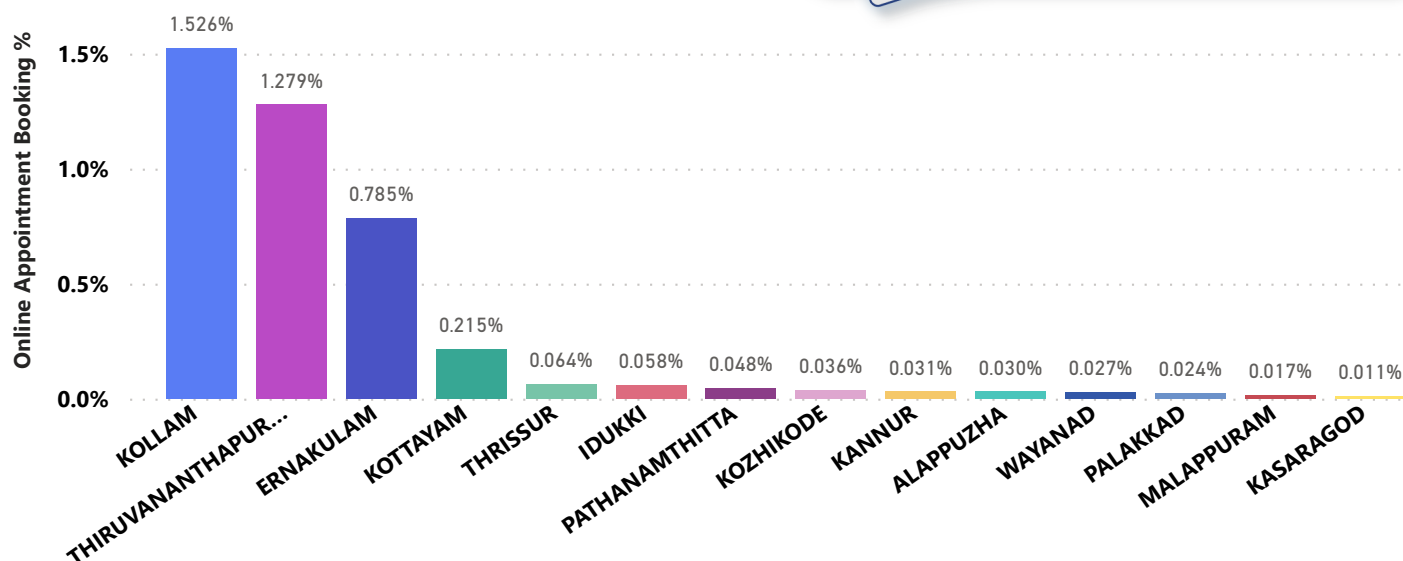
District Name	Live Institutions	Reception	Consultation	Lab	Pharmacy
THIRUVANANTHAPURAM	105	99 (94.3%)	94 (89.5%)	83 (79.%)	79 (75.2%)
THRISSUR	59	56 (94.9%)	53 (89.8%)	49 (83.1%)	53 (89.8%)
MALAPPURAM	49	45 (91.8%)	42 (85.7%)	20 (40.8%)	30 (61.2%)
KOZHIKODE	46	36 (78.3%)	34 (73.9%)	27 (58.7%)	28 (60.9%)
PALAKKAD	39	39 (100.%)	37 (94.9%)	32 (82.1%)	28 (71.8%)
ERNAKULAM	37	30 (81.1%)	29 (78.4%)	16 (43.2%)	21 (56.8%)
KANNUR	30	26 (86.7%)	26 (86.7%)	21 (70.%)	22 (73.3%)
KOTTAYAM	26	21 (80.8%)	21 (80.8%)	19 (73.1%)	20 (76.9%)
KOLLAM	23	23 (100.%)	23 (100.%)	23 (100.%)	23 (100.%)
ALAPPUZHA	21	21 (100.%)	19 (90.5%)	19 (90.5%)	18 (85.7%)
KASARAGOD	21	18 (85.7%)	18 (85.7%)	15 (71.4%)	16 (76.2%)
IDUKKI	19	18 (94.7%)	17 (89.5%)	11 (57.9%)	16 (84.2%)
PATHANAMTHITTA	19	18 (94.7%)	16 (84.2%)	13 (68.4%)	13 (68.4%)
WAYANAD	16	16 (100.%)	16 (100.%)	14 (87.5%)	15 (93.8%)
Total	510	466 (91.4%)	445 (87.3%)	362 (71.%)	382 (74.9%)

5. Percentage of Online Appointment Booking in Hospitals

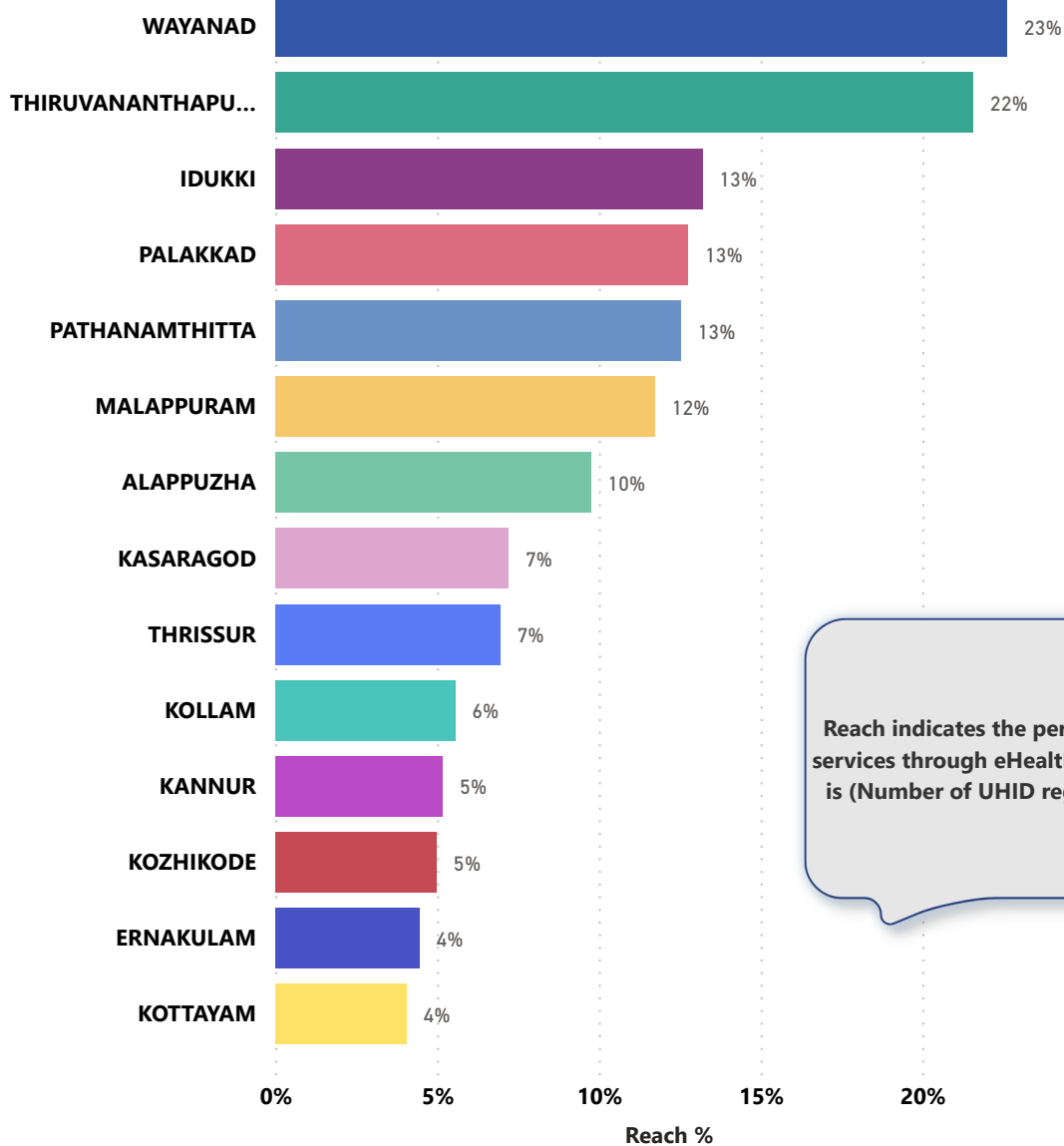
District-wise count of online appointments taken during the month of February '23. Kottayam district remains at position 4 in the number of online appointments.



District-wise percentage of online appointment booking up on OP visits for the month of February '23. Calculation is performed as (Online Visits / OP Visits) * 100 %.



6. eHealth Performance - Reach



Reach indicates the percentage of population availing services through eHealth. The formula used to calculate is $(\text{Number of UHID registered} / \text{Population}) * 100 \%$.

7. Public Health Survey Status

