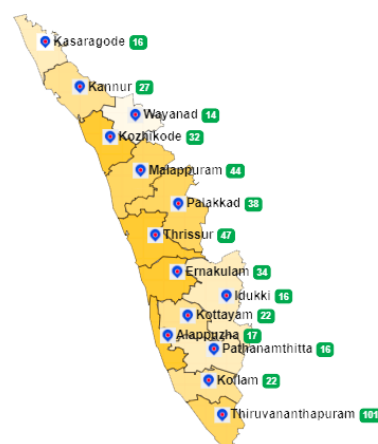


1. eHealth Kerala - Vital Statistics

Live Institutions	49
Medical College Hospitals	1
PHCs/FHCs	41
CHCs	0
DHs/GHs	0
PH Labs	0
Other(Inc UPHCs,Taluk Hospitals)	7



2. Highlights



- Reception Module started in 42 out of 46 PHCs/FHCs/UPHCs of the Malappuram district.
- District is at position 12(1 position up) in UHID Visits with the value of 16.15%(2%up).
- The district is at position 6 in reach rank which indicates number of UHID registered among the entire population.
- The district is at position 13 in house survey completion(.05%) and at position 11 in member survey completion(0.02%).



- The district is at position 12 in overall performance ranking of districts with a rank of 6 based on PHCs/ FHCs/UPHCs.
- The district remains at position 12 in OP consultation with 76.35%(10% up).
- The district is at position 14 (1 position down) in Pharmacy Usage with 28.85%.
- Malappuram district is at position 7 (down by 1) in online appointment bookings.




3. eHealth - District Ranking Matrix Based on Performance of PHCs/FHCs/UPHCs

The ranking matrix showcase the district performance in providing eHealth services through PHCs/FHCs/UPHCs based on six different parameters. These parameters include whether the reception module is started or not, UHID Visits, Doctor Consultation, Pharmacy Usage, Lab Usage and number of Live Institutions. Based on the ranking, the districts are classified into three broad categories, the best performing districts, the average performing districts and the low performing districts.

The best performing districts should strive to continue to remain in the same position, whereas the average performing as well as the low performing districts should strive to reach to the 'top four' league.

The ranking matrix for the month of February '23 is given below:

District	Rank
WAYANAD	1
IDUKKI	2
KOLLAM	2
PALAKKAD	2
PATHANAMTHITTA	2
THIRUVANANTHAPURAM	2
ALAPPUZHA	3
THRISSUR	3
KOTTAYAM	4
KANNUR	5
KOZHIKODE	5
MALAPPURAM	6
KASARAGOD	7
ERNAKULAM	8

 Best performing
 Average performing
 Low performing

3. eHealth - Institution Level Ranking of PHCs/FHCs/UPHCs

Hospital	Rank
Family Health Centre Chokkad	1
Family Health Centre Morayur	2
Family Health Centre Pulikkal	2
Family Health Centre A R Nagar	3
Family Health Centre Parappanangadi	3
Family Health Centre Vazhikkadavu	3
Family Health Centre Ponmala	4
Family Health Centre Thazhekcode	4
Urban Primary Health Centre Biyam	4
Family Health Centre Athanikkal	5
Family Health Centre Thanalur	5
Family Health Centre Thiruvalli	5
Urban Primary Health Centre Eravimangalam	5
Family Health Centre Chaliyar	6
Family Health Centre Karulai	6
Family Health Centre Koottayi	6
Family Health Centre Ozhoor	6
Urban Primary Health Centre Vettekcode	6
Family Health Centre Chelembra	7
Family Health Centre Edayur	7
Family Health Centre Elamkulam	7
Family Health Centre Moorkkanad	7

3.1 eHealth Performance - Reception Module

Reception Module is considered to be functional in a PHC/FHC/UPHC only if the number of total visits for the month is of minimum 500.

Reception module started at 42 out of 46 PHCs/FHCs/UPHCs

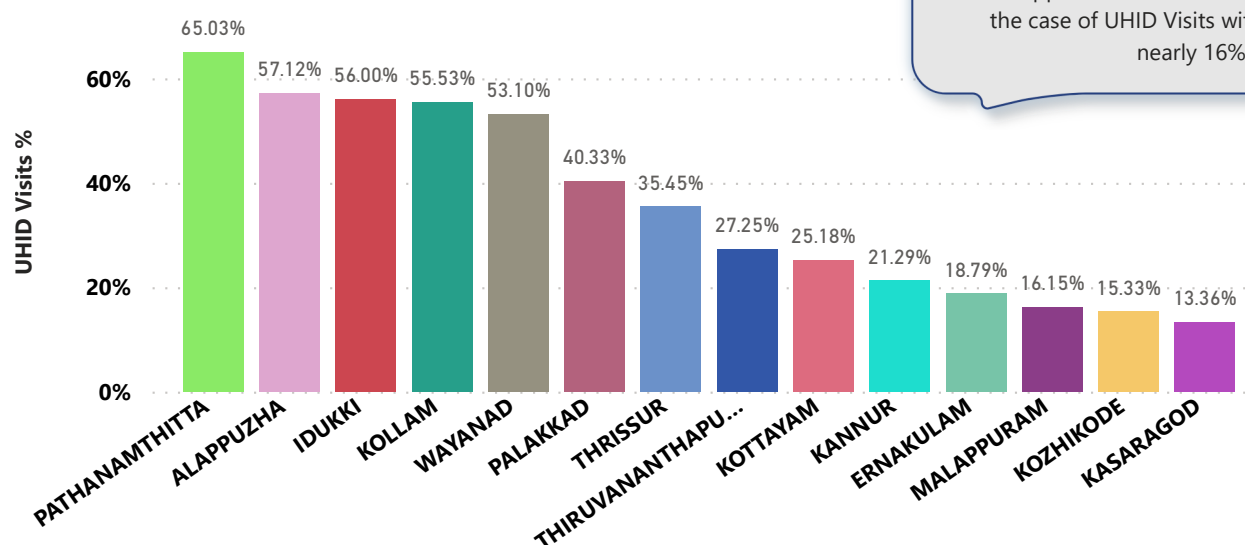
District	PHC/FHC/UPHC Count	PHC/FHC/UPHC with Reception	% of PHC/FHC/UPHC with Reception
ALAPPUZHA	17	17	100.00%
KOLLAM	21	21	100.00%
PATHANAMTHITTA	17	17	100.00%
WAYANAD	15	15	100.00%
PALAKKAD	38	37	97.00%
THIRUVANANTHAPURAM	68	65	96.00%
THRISSUR	54	52	96.00%
KASARAGOD	19	18	95.00%
IDUKKI	17	16	94.00%
KANNUR	27	25	93.00%
KOTTAYAM	22	20	91.00%
MALAPPURAM	46	42	91.00%
ERNAKULAM	33	28	85.00%
KOZHIKODE	34	28	82.00%

Institutions where the reception module is either not started or not using

Hospital Name
Family Health Centre Trippanachi
Family Health Centre Thrikkalangode
Family Health Centre Palappetty
Family Health Centre Chemmalassery

3.2 e-Health Performance - UHID Visits

UHID Visit % is calculated as (UHID Visits / Total Visit) *100



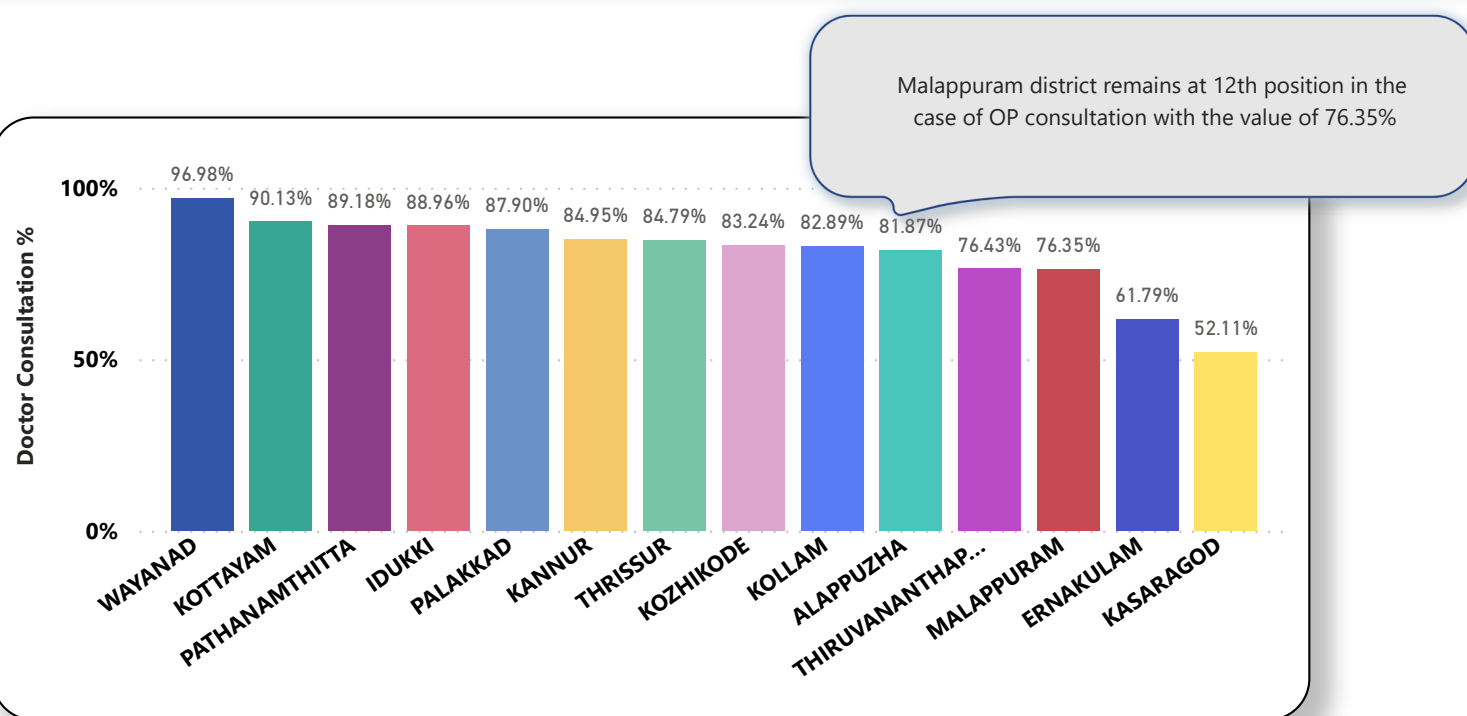
PHCs/FHCs/UPHCs based on UHID Visits

Institutions with atleast 100 UHID visits are listed here.

Hospital	UHID Visit %
Family Health Centre Chemmalassery	100.00%
Family Health Centre Chokkad	76.00%
Family Health Centre Pulikkal	75.00%
Family Health Centre Chaliyar	60.00%
Family Health Centre Moorkkanad	57.00%
Family Health Centre Morayur	55.00%
Family Health Centre Porur	48.00%
Family Health Centre Elamkulam	45.00%
Family Health Centre A R Nagar	35.00%
Family Health Centre Karulai	29.00%
Family Health Centre Vazhikkadavu	25.00%

Hospital	UHID Visit %
Family Health Centre Athanikkal	4.00%
Family Health Centre Chelembra	4.00%
Family Health Centre Marakkara	4.00%
Family Health Centre Pandikkad	4.00%
Family Health Centre Parappanangadi	5.00%
Family Health Centre Kuzhimanna	8.00%
Family Health Centre Kottakkal	10.00%
Family Health Centre Thanalur	10.00%
Family Health Centre Kaladi	11.00%
Family Health Centre Nannambra	11.00%
Family Health Centre Ponmala	12.00%

3.3 e-Health Performance - Doctor Consultation



Doctor Consultation Percentage in PHCs/FHCs/UPHCs

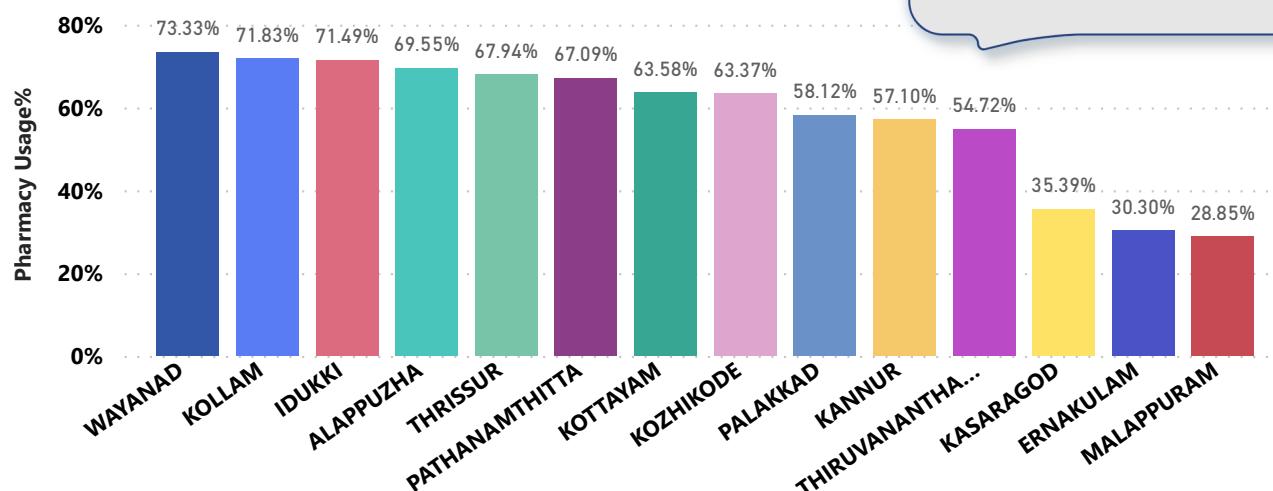
Hospital	Doctor Consultation %
Family Health Centre A R Nagar	99.88%
Family Health Centre Parappanangadi	99.80%
Family Health Centre Ponmala	99.71%
Family Health Centre Pulikkal	99.14%
Family Health Centre Vazhikkadavu	98.61%
Family Health Centre Chokkad	98.33%
Family Health Centre Morayur	97.86%
Family Health Centre Koottayi	97.10%
Family Health Centre Athanikkal	97.05%
Family Health Centre Kuzhimanna	94.72%
Family Health Centre Thanalur	94.43%
Family Health Centre Chelembra	94.02%
Family Health Centre Thazhekod	94.00%
Family Health Centre Karulai	92.14%

Hospital	Doctor Consultation %
Family Health Centre Chemmalassery	0.00%
Family Health Centre Porur	27.22%
Family Health Centre Thirunavaya	29.96%
Family Health Centre Marakkara	34.21%
Family Health Centre Pandikkad	44.83%
Family Health Centre Pang	50.96%
Family Health Centre Edayur	54.36%
Family Health Centre Chaliyar	82.91%
Family Health Centre Moorkkanad	83.06%
Family Health Centre Nannambra	84.57%
Family Health Centre Kaladi	89.43%
Family Health Centre Elamkulam	89.89%
Family Health Centre Kottakkal	91.52%
Family Health Centre Karulai	92.14%

3.4 e-Health Performance - Pharmacy Usage in PHCs/FHCs/UPHCs

Pharmacy usage is calculated as (Pharmacy Prescription Count / Total Visits) *100

Malappuram district stands at 14th position in Pharmacy Usage with 28.85%.



Pharmacy Usage in PHCs/FHCs/UPHCs

Hospital	Pharmacy Usage %
Family Health Centre Athanikkal	94.00%
Family Health Centre Chokkad	93.00%
Family Health Centre Pulikkal	93.00%
Family Health Centre Parappanangadi	92.00%
Family Health Centre Vazhikkadavu	91.00%
Family Health Centre A R Nagar	88.00%
Family Health Centre Thanalur	88.00%
Family Health Centre Morayur	84.00%
Family Health Centre Thazhekod	81.00%
Family Health Centre Ponmala	69.00%
Family Health Centre Koottayi	66.00%
Family Health Centre Karulai	29.00%
Family Health Centre Edayur	23.00%
Family Health Centre Elamkulam	8.00%

Hospital	Pharmacy Usage %
Family Health Centre Chelembra	0.00%
Family Health Centre Chemmalassery	0.00%
Family Health Centre Kaladi	0.00%
Family Health Centre Kuzhimanna	0.00%
Family Health Centre Pandikkad	0.00%
Family Health Centre Thirunavaya	0.00%
Family Health Centre Kottakkal	1.00%
Family Health Centre Pang	1.00%
Family Health Centre Marakkara	3.00%
Family Health Centre Nannambra	3.00%
Family Health Centre Chaliyar	4.00%
Family Health Centre Porur	5.00%
Family Health Centre Moorkkanad	6.00%
Family Health Centre Elamkulam	8.00%

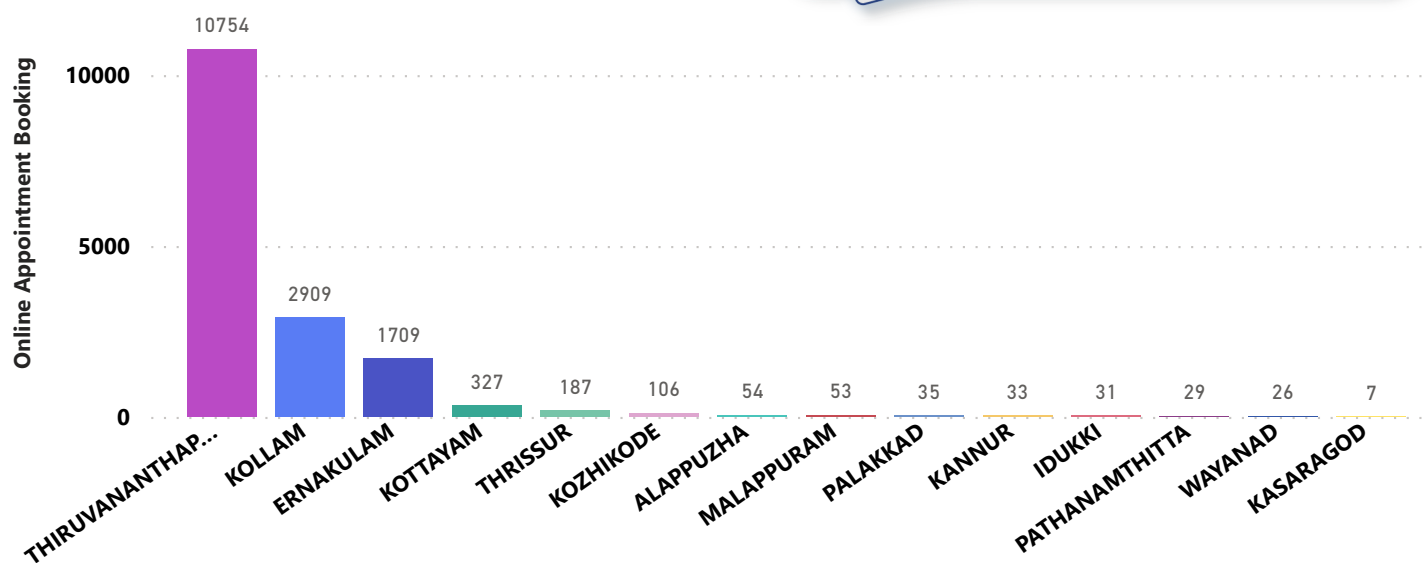
4. Status of Modules started in Hospitals

District wise status of live institutions and the count of various modules [Reception, OP Consultation, Lab, Pharmacy] started.

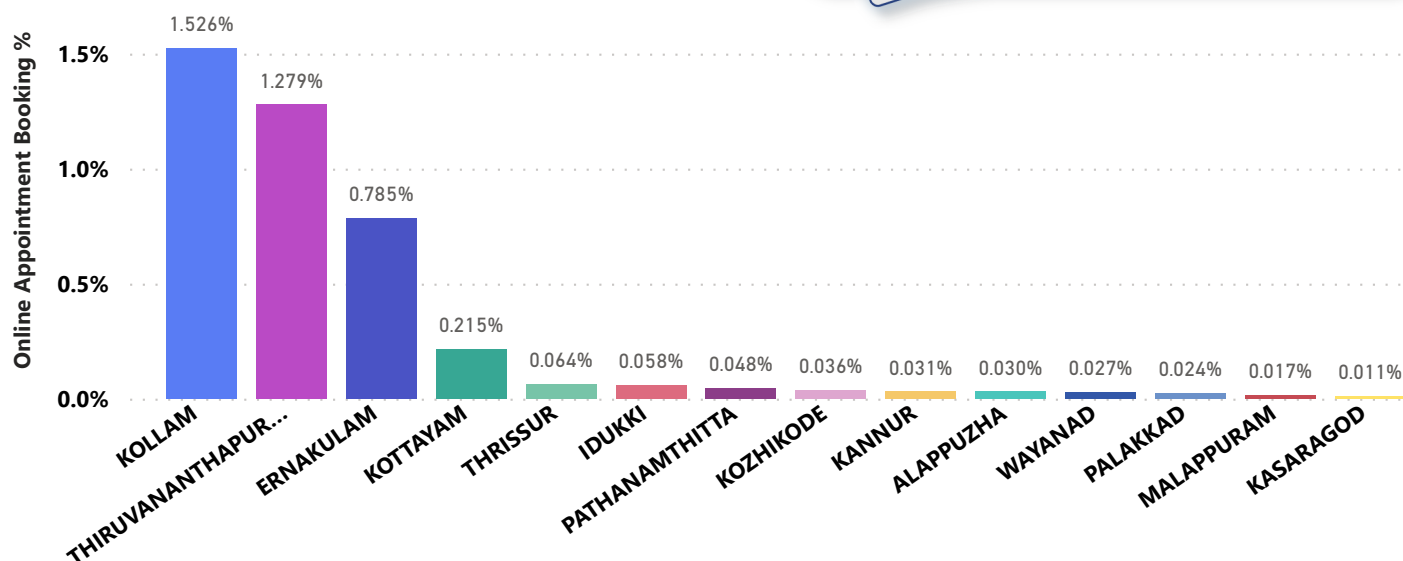
District Name	Live Institutions	Reception	Consultation	Lab	Pharmacy
THIRUVANANTHAPURAM	105	99 (94.3%)	94 (89.5%)	83 (79.%)	79 (75.2%)
THRISSUR	59	56 (94.9%)	53 (89.8%)	49 (83.1%)	53 (89.8%)
MALAPPURAM	49	45 (91.8%)	42 (85.7%)	20 (40.8%)	30 (61.2%)
KOZHIKODE	46	36 (78.3%)	34 (73.9%)	27 (58.7%)	28 (60.9%)
PALAKKAD	39	39 (100.%)	37 (94.9%)	32 (82.1%)	28 (71.8%)
ERNAKULAM	37	30 (81.1%)	29 (78.4%)	16 (43.2%)	21 (56.8%)
KANNUR	30	26 (86.7%)	26 (86.7%)	21 (70.%)	22 (73.3%)
KOTTAYAM	26	21 (80.8%)	21 (80.8%)	19 (73.1%)	20 (76.9%)
KOLLAM	23	23 (100.%)	23 (100.%)	23 (100.%)	23 (100.%)
ALAPPUZHA	21	21 (100.%)	19 (90.5%)	19 (90.5%)	18 (85.7%)
KASARAGOD	21	18 (85.7%)	18 (85.7%)	15 (71.4%)	16 (76.2%)
IDUKKI	19	18 (94.7%)	17 (89.5%)	11 (57.9%)	16 (84.2%)
PATHANAMTHITTA	19	18 (94.7%)	16 (84.2%)	13 (68.4%)	13 (68.4%)
WAYANAD	16	16 (100.%)	16 (100.%)	14 (87.5%)	15 (93.8%)
Total	510	466 (91.4%)	445 (87.3%)	362 (71.%)	382 (74.9%)

5. Percentage of Online Appointment Booking in Hospitals

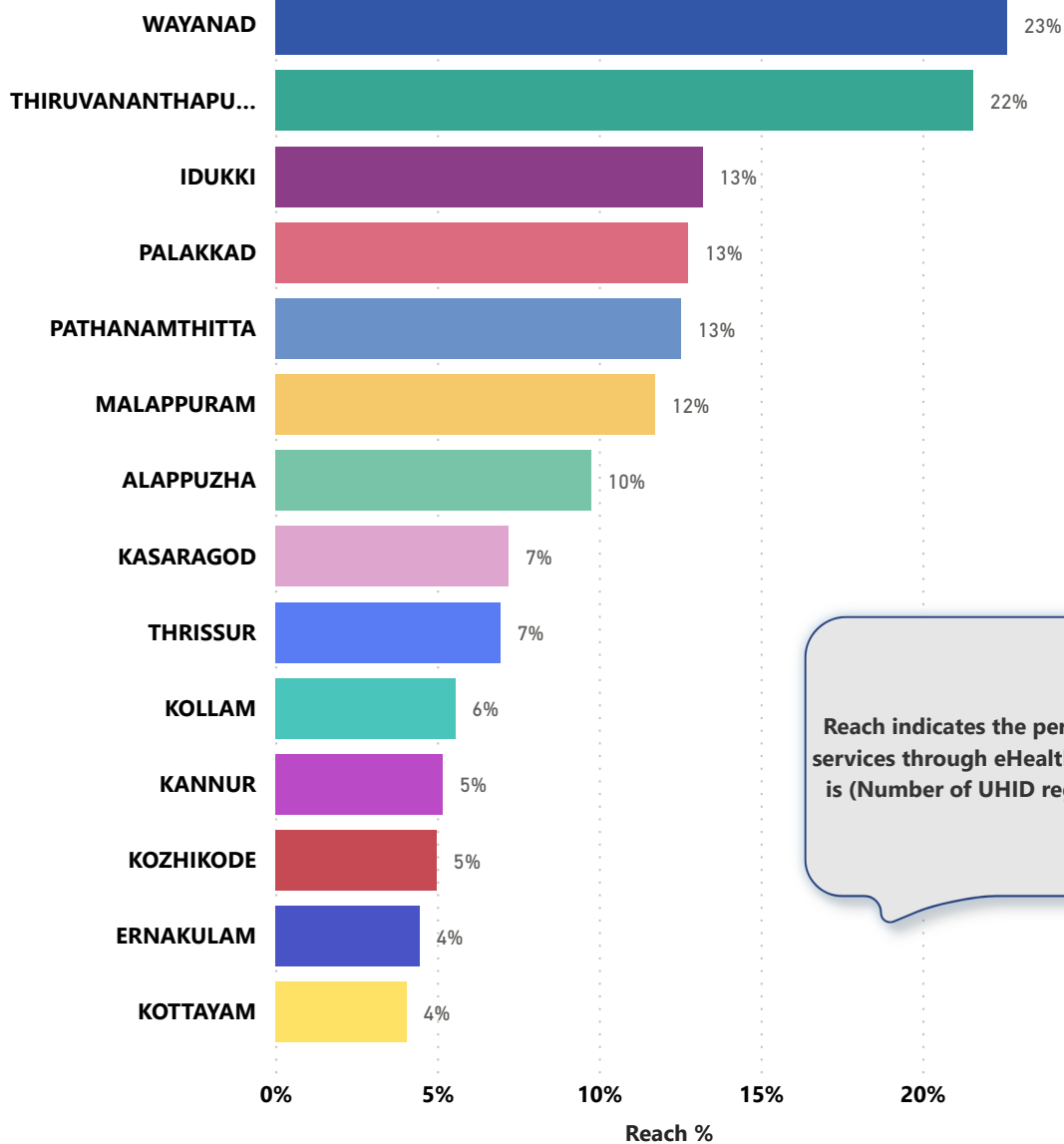
District-wise count of Online appointments taken during the month of February '23. Malappuram district stands at 8th position(down by 1) in the case of Online appointments.



District-wise percentage of online appointment booking up on OP visits for the month of February '23. Calculation is performed as (Online Visits / OP Visits) * 100 %.



6. eHealth Performance - Reach



Reach indicates the percentage of population availing services through eHealth. The formula used to calculate is $(\text{Number of UHID registered} / \text{Population}) * 100 \%$.

7. Public Health Survey Status

