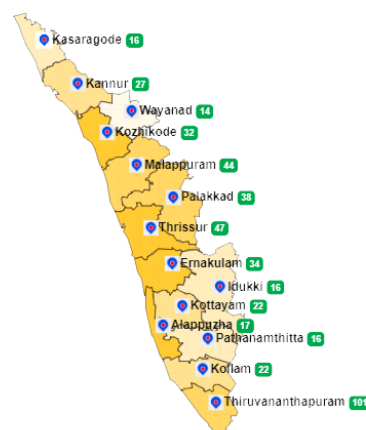


1. eHealth Kerala - Vital Statistics

Live Institutions	39
Medical College Hospitals	1
PHCs/FHCs	36
CHCs	0
DHs/GHs	0
PH Labs	0
Other(Inc UPHCs,Taluk Hospitals)	2



2. Highlights



- The Palakkad district holds rank 2(up by 1) in overall performance ranking of the districts based on PHCs/FHCs/UPHCs
- Reception Module started in 37 of 38 PHCs/ FHCs/UPHCs institutions.
- The district remains at 3rd position in reach rank which indicates UHID registration proportionate to the population.



- Palakkad district remains at :
- position 5 in the case of OP consultation with the value of 88%.
 - - position 6 in the case of UHID Visits with the value of nearly 40%.
 - position 9 in Pharmacy Usage with 58% (up by 3%).
 - Palakkad district remains at 9th position in online appointments.
 - The district remains at position 10 in house survey completion (0.77%) and at position 7 in member survey completion (0.07%).

3. eHealth - District Ranking Matrix Based on Performance of PHCs/FHCs/UPHCs

The ranking matrix showcase the district performance in providing eHealth services through PHCs/FHCs/UPHCs based on six different parameters. These parameters include whether the reception module is started or not, UHID Visits, Doctor Consultation, Pharmacy Usage, Lab Usage and number of Live Institutions. Based on the ranking, the districts are classified into three broad categories, the best performing districts, the average performing districts and the low performing districts.

The best performing districts should strive to continue to remain in the same position, whereas the average performing as well as the low performing districts should strive to reach to the 'top four' league.

The ranking matrix for the month of February '23 is given below:

District	Rank
WAYANAD	1
IDUKKI	2
KOLLAM	2
PALAKKAD	2
PATHANAMTHITTA	2
THIRUVANANTHAPURAM	2
ALAPPUZHA	3
THRISSUR	3
KOTTAYAM	4
KANNUR	5
KOZHIKODE	5
MALAPPURAM	6
KASARAGOD	7
ERNAKULAM	8

 Best performing
 Average performing
 Low performing

3. eHealth - Institution Level Ranking of PHCs/FHCs/UPHCs

Hospital	Rank
Family Health Centre Kavassery	1
Family Health Centre Kuthanur	1
Family Health Centre Mannur	1
Family Health Centre Ozhalapathy	1
Family Health Centre Keralassery	2
Family Health Centre Nellaya	2
Family Health Centre Peruvemba	2
Family Health Centre Puthucode	2
Family Health Centre Vandazhi	2
Family Health Centre Vaniyamkulam	2
Family Health Centre Vannamada	2
Urban Primary Health Centre Kulappully	2
Family Health Centre Adakkaputhur	3
Family Health Centre Kizhakkencherry	3
Family Health Centre Mathur	3
Family Health Centre Pookkottukavu	3
Family Health Centre Kalladikode	4
Family Health Centre Mankara	4
Family Health Centre Ayalur	5
Family Health Centre Kumaranellur	5
Family Health Centre Kumbidi	5
Family Health Centre Sreekrishnapuram	5
Family Health Centre Kollengode	6
Family Health Centre Pallipuram Palakkad	6

Hospital	Rank
Family Health Centre Chalavara	12
Family Health Centre Elambulassery	12
Family Health Centre Pallassana	12
Urban Primary Health Centre Diara Street	11
Family Health Centre Parli	10
Family Health Centre Kappoor	9
Family Health Centre Kunissery	9
Family Health Centre Nanniode	9
Family Health Centre Kanhirapuzha	8
Family Health Centre Peringottukurissi	8
Family Health Centre Anakkatty	7
Family Health Centre Kollengode	6
Family Health Centre Pallipuram Palakkad	6
Family Health Centre Pattithara	6
Family Health Centre Pudur	6
Family Health Centre Ayalur	5
Family Health Centre Kumaranellur	5
Family Health Centre Kumbidi	5
Family Health Centre Sreekrishnapuram	5
Family Health Centre Kalladikode	4
Family Health Centre Mankara	4
Family Health Centre Adakkaputhur	3
Family Health Centre Kizhakkencherry	3
Family Health Centre Mathur	3

3.1 eHealth Performance - Reception Module

Reception Module is considered to be functional in a PHC/FHC/UPHC only if the number of total visits for the month is of minimum 500.

Reception module started in 37 of 38
PHCs/FHCs/UPHCs

District	PHC/FHC/UPHC Count	PHC/FHC/UPHC with Reception	% of PHC/FHC/UPHC with Reception
ALAPPUZHA	17	17	100.00%
KOLLAM	21	21	100.00%
PATHANAMTHITTA	17	17	100.00%
WAYANAD	15	15	100.00%
PALAKKAD	38	37	97.00%
THIRUVANANTHAPURAM	68	65	96.00%
THRISSUR	54	52	96.00%
KASARAGOD	19	18	95.00%
IDUKKI	17	16	94.00%
KANNUR	27	25	93.00%
KOTTAYAM	22	20	91.00%
MALAPPURAM	46	42	91.00%
ERNAKULAM	33	28	85.00%
KOZHIKODE	34	28	82.00%

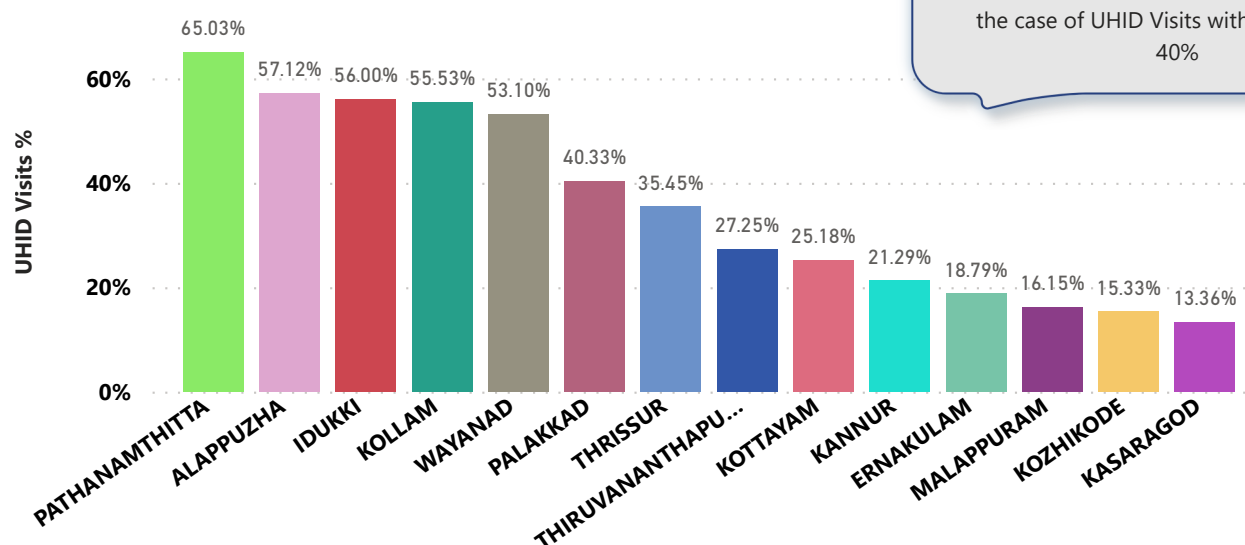
Institutions where the reception module is
either not started or not using

Hospital Name

Family Health Centre Vellinezhi

3.2 e-Health Performance - UHID Visits

UHID Visit % is calculated as (UHID Visits / Total Visit) *100



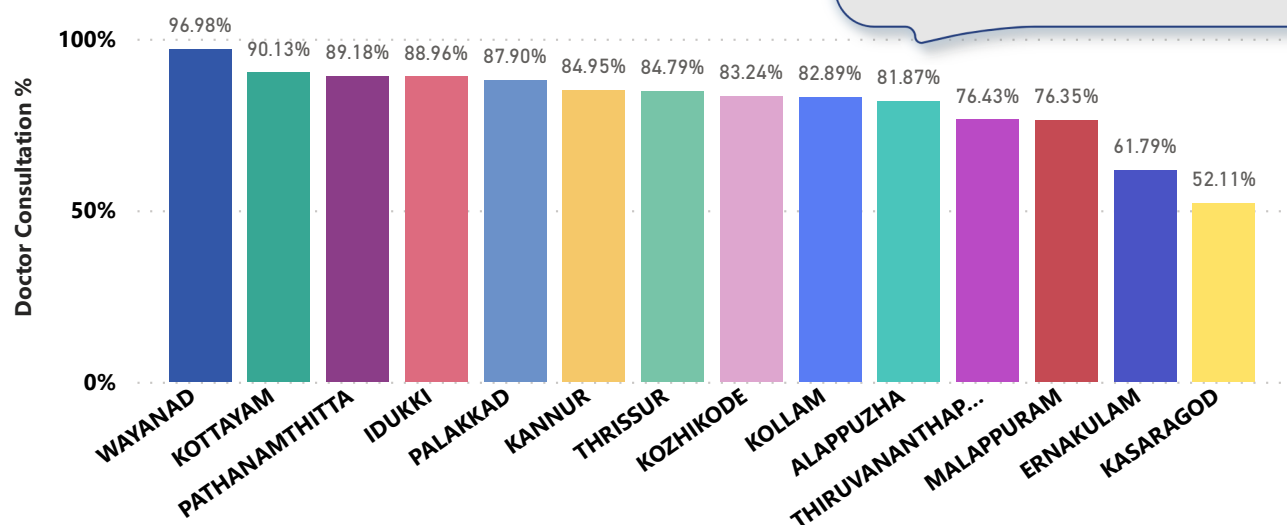
PHCs/FHCs/UPHCs based on UHID Visits

Institutions with atleast 100 UHID visits are listed here.

Hospital	UHID Visit %
Family Health Centre Kavassery	88.00%
Family Health Centre Mannur	88.00%
Family Health Centre Pallipuram Palakkad	82.00%
Family Health Centre Kizhakkencherry	74.00%
Family Health Centre Vaniyamkulam	70.00%
Family Health Centre Kuthanur	67.00%
Family Health Centre Keralassery	66.00%
Family Health Centre Puthucode	63.00%
Family Health Centre Ozhalapathy	60.00%
Family Health Centre Mankara	58.00%
Family Health Centre Peruvemba	55.00%
Family Health Centre Vannamada	52.00%
Urban Primary Health Centre Kulappully	52.00%

Hospital	UHID Visit %
Family Health Centre Kalladikode	3.00%
Family Health Centre Chalavara	4.00%
Family Health Centre Kappoor	5.00%
Family Health Centre Kollengode	5.00%
Family Health Centre Pudur	12.00%
Family Health Centre Pattithara	13.00%
Family Health Centre Pookkottukavu	20.00%
Family Health Centre Adakkaputhur	22.00%
Family Health Centre Sreekrishnapuram	24.00%
Family Health Centre Kanhipapuzha	37.00%
Family Health Centre Parli	37.00%
Family Health Centre Kumbidi	39.00%
Urban Primary Health Centre Diara Street	41.00%

3.3 e-Health Performance - Doctor Consultation



Palakkad district remains at position 5 in the case of OP consultation with the value of 88%.

Doctor Consultation Percentage in PHCs/FHCs/UPHCs

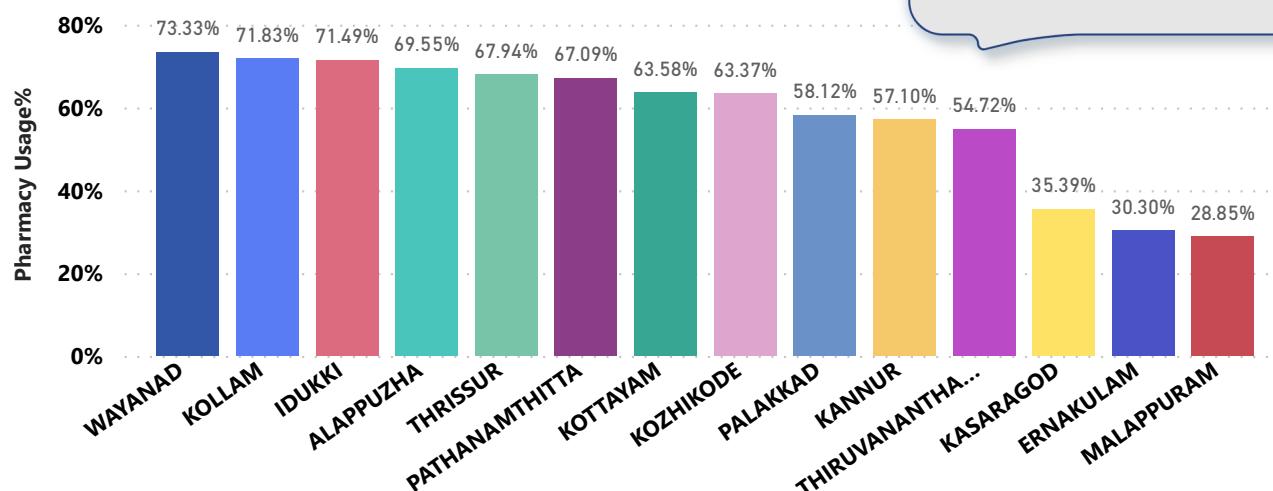
Hospital	Doctor Consultation %
Family Health Centre Vaniyamkulam	99.93%
Family Health Centre Peruvemba	99.50%
Family Health Centre Adakkaputhur	99.32%
Family Health Centre Pookkottukavu	99.25%
Family Health Centre Vandazhi	99.05%
Family Health Centre Pattithara	98.88%
Family Health Centre Keralassery	98.75%
Family Health Centre Mathur	98.62%
Family Health Centre Kalladikode	98.61%
Family Health Centre Sreekrishnapuram	98.56%
Family Health Centre Kappoor	98.51%
Family Health Centre Ozhalapathy	98.06%
Family Health Centre Kizhakkencherry	98.01%
Family Health Centre Ayalur	97.93%
Family Health Centre Kuthanur	97.74%

Hospital	Doctor Consultation %
Urban Primary Health Centre Diara Street	17.39%
Family Health Centre Chalavara	56.74%
Family Health Centre Nanniode	59.76%
Family Health Centre Parli	75.79%
Family Health Centre Peringottukurissi	77.15%
Family Health Centre Pallipuram Palakkad	82.36%
Family Health Centre Kunissery	83.94%
Family Health Centre Kollengode	84.29%
Family Health Centre Mankara	88.89%
Family Health Centre Kumaranellur	89.32%
Family Health Centre Kumbidi	90.33%
Family Health Centre Mannur	95.19%
Family Health Centre Kanhirapuzha	95.82%
Family Health Centre Vannamada	95.92%
Family Health Centre Puthucode	96.29%

3.4 e-Health Performance - Pharmacy Usage in PHCs/FHCs/UPHCs

Pharmacy usage is calculated as (Pharmacy Prescription Count / Total Visits) *100

The palakkad district stands at position 9 in Pharmacy Usage with 58%(up by 3%).



Pharmacy Usage in PHCs/FHCs/UPHCs

Hospital	Pharmacy Usage % ^
Family Health Centre Pookkottukavu	93.00%
Family Health Centre Vaniyamkulam	92.00%
Family Health Centre Adakkaputhur	91.00%
Family Health Centre Ozhalapathy	91.00%
Family Health Centre Pattithara	91.00%
Family Health Centre Kalladikode	90.00%
Family Health Centre Kavassery	89.00%
Family Health Centre Keralassery	87.00%
Family Health Centre Kumaranellur	87.00%
Family Health Centre Mannur	87.00%
Family Health Centre Mathur	87.00%
Family Health Centre Nellaya	87.00%
Family Health Centre Peruvemba	87.00%
Family Health Centre Vannamada	87.00%

Hospital	Pharmacy Usage % ^
Family Health Centre Ayalur	0.00%
Family Health Centre Chalavara	0.00%
Family Health Centre Kappoor	0.00%
Family Health Centre Kunissery	0.00%
Family Health Centre Nanniode	0.00%
Family Health Centre Parli	0.00%
Family Health Centre Peringottukurissi	0.00%
Urban Primary Health Centre Diara Street	1.00%
Family Health Centre Kanhirapuzha	15.00%
Family Health Centre Pallipuram Palakkad	16.00%
Family Health Centre Pudur	75.00%
Family Health Centre Kollengode	82.00%

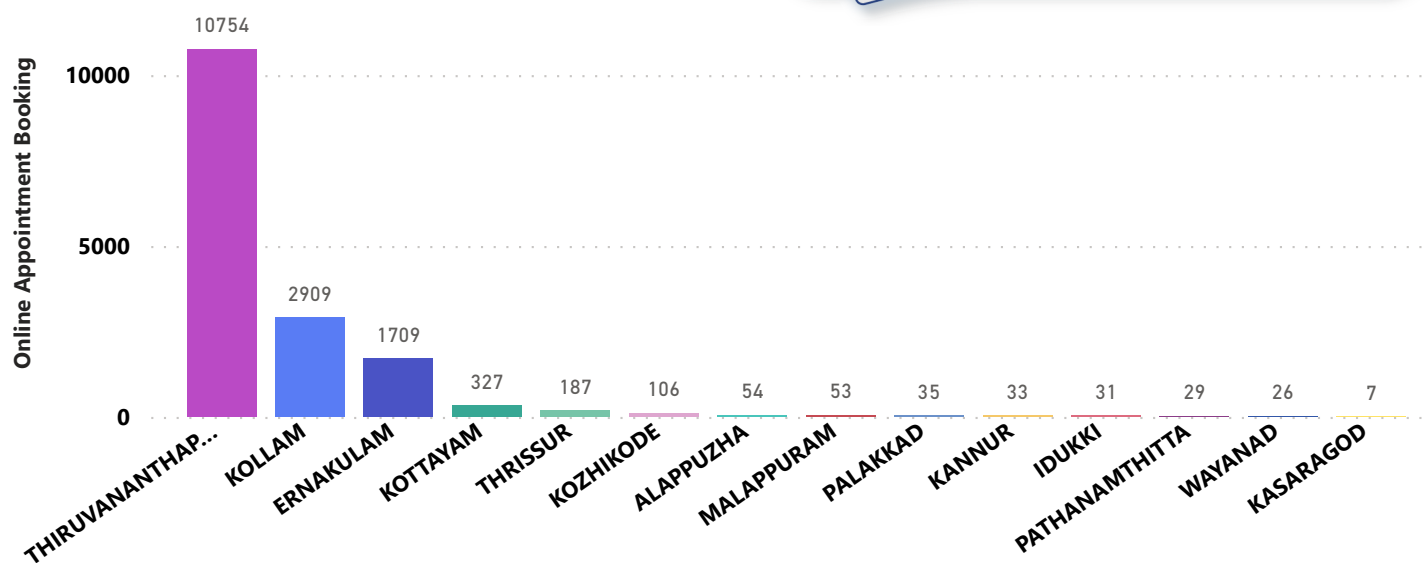
4. Status of Modules started in Hospitals

District wise status of live institutions and the count of various modules [Reception, OP Consultation, Lab, Pharmacy] started.

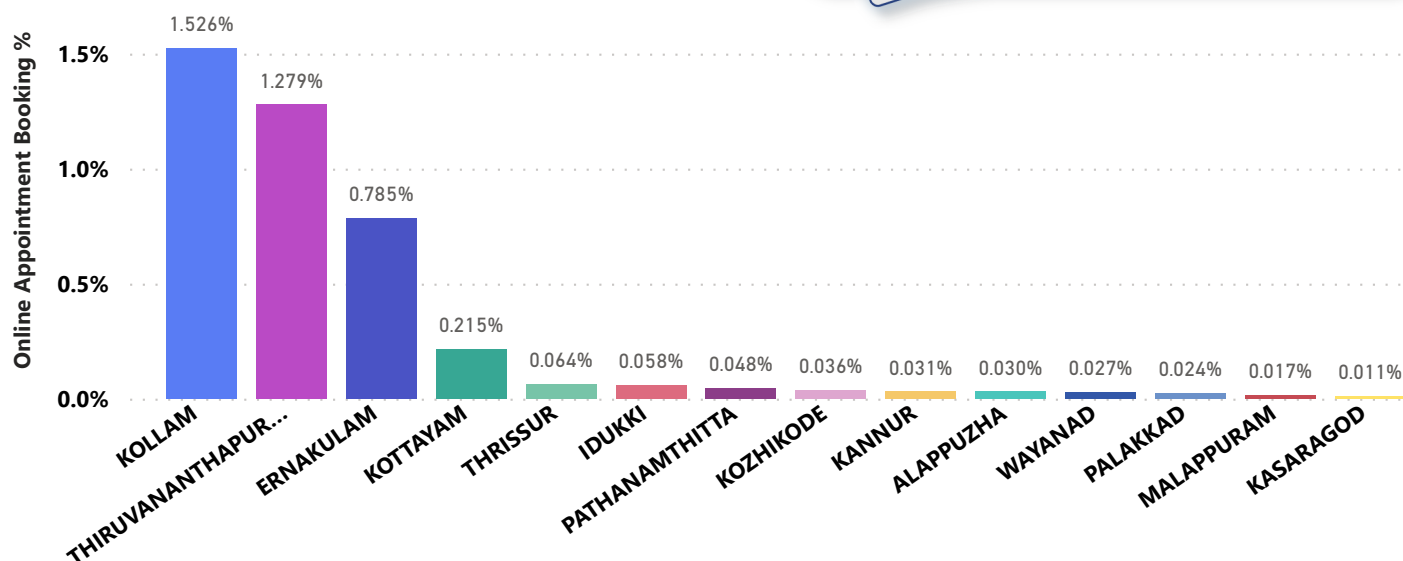
District Name	Live Institutions	Reception	Consultation	Lab	Pharmacy
THIRUVANANTHAPURAM	105	99 (94.3%)	94 (89.5%)	83 (79.%)	79 (75.2%)
THRISSUR	59	56 (94.9%)	53 (89.8%)	49 (83.1%)	53 (89.8%)
MALAPPURAM	49	45 (91.8%)	42 (85.7%)	20 (40.8%)	30 (61.2%)
KOZHIKODE	46	36 (78.3%)	34 (73.9%)	27 (58.7%)	28 (60.9%)
PALAKKAD	39	39 (100.%)	37 (94.9%)	32 (82.1%)	28 (71.8%)
ERNAKULAM	37	30 (81.1%)	29 (78.4%)	16 (43.2%)	21 (56.8%)
KANNUR	30	26 (86.7%)	26 (86.7%)	21 (70.%)	22 (73.3%)
KOTTAYAM	26	21 (80.8%)	21 (80.8%)	19 (73.1%)	20 (76.9%)
KOLLAM	23	23 (100.%)	23 (100.%)	23 (100.%)	23 (100.%)
ALAPPUZHA	21	21 (100.%)	19 (90.5%)	19 (90.5%)	18 (85.7%)
KASARAGOD	21	18 (85.7%)	18 (85.7%)	15 (71.4%)	16 (76.2%)
IDUKKI	19	18 (94.7%)	17 (89.5%)	11 (57.9%)	16 (84.2%)
PATHANAMTHITTA	19	18 (94.7%)	16 (84.2%)	13 (68.4%)	13 (68.4%)
WAYANAD	16	16 (100.%)	16 (100.%)	14 (87.5%)	15 (93.8%)
Total	510	466 (91.4%)	445 (87.3%)	362 (71.%)	382 (74.9%)

5. Percentage of Online Appointment Booking in Hospitals

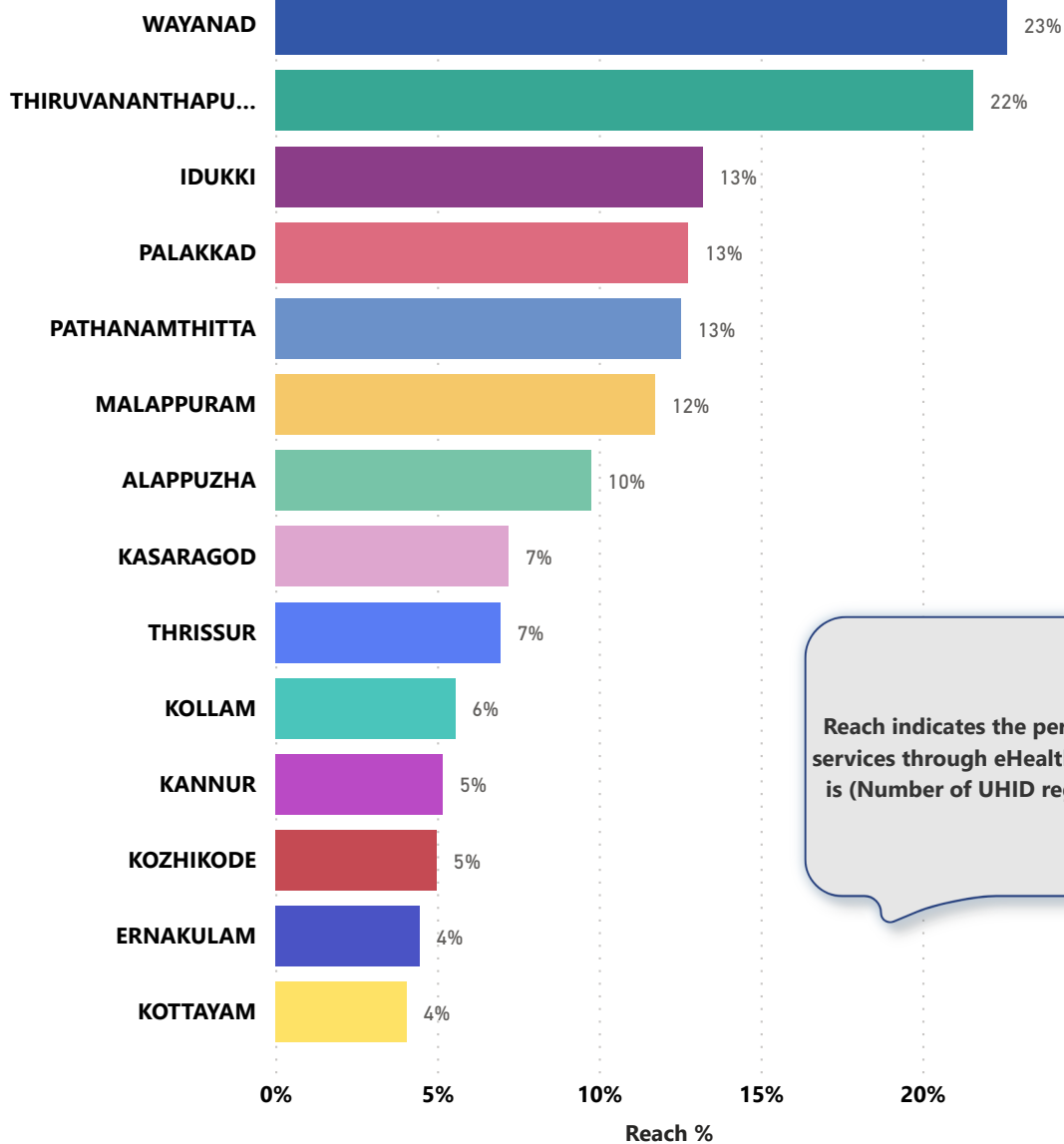
District-wise count of Online appointments taken during the month of February '23. Palakkad district remains at 9th position in Online appointments.



District-wise percentage of online appointment booking up on OP visits for the month of February '23. Calculation is performed as (Online Visits / OP Visits) * 100 %.



6. eHealth Performance - Reach



Reach indicates the percentage of population availing services through eHealth. The formula used to calculate is $(\text{Number of UHID registered} / \text{Population}) * 100 \%$.

7. Public Health Survey Status

