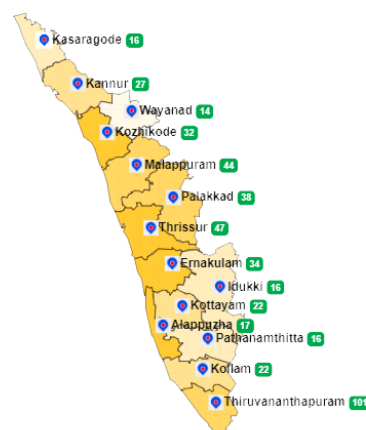


1. eHealth Kerala - Vital Statistics

Live Institutions	19
Medical College Hospitals	1
PHCs/FHCs	16
CHCs	0
DHs/GHs	1
PH Labs	0
Other(Inc UPHCs,Taluk Hospitals)	1



2. Highlights



- The district remains at position 2 in overall performance ranking of districts based on PHCs/FHCs/UPHCs.
- Reception module is functional in all PHCs/FHCs/UPHCs of the district.
- District remains at
 - position 1 in UHID Visits with 65%.
 - position 3(up by 1) in Doctor Consultation with 89%.
 - position 6 in Pharmacy Usage with 67%.
- The district shows slight increase in reach% which indicates UHID registration proportionate to the population.



- The district remains at position 12 in the number of online appointment booking.
- The district is at position 6 in house survey completion (3.36%) and member survey completion (0.11%).

3. eHealth - District Ranking Matrix Based on Performance of PHCs/FHCs/UPHCs

The ranking matrix showcase the district performance in providing eHealth services through PHCs/FHCs/UPHCs based on six different parameters. These parameters include whether the reception module is started or not, UHID Visits, Doctor Consultation, Pharmacy Usage, Lab Usage and number of Live Institutions. Based on the ranking, the districts are classified into three broad categories, the best performing districts, the average performing districts and the low performing districts.

The best performing districts should strive to continue to remain in the same position, whereas the average performing as well as the low performing districts should strive to reach to the 'top four' league.

The ranking matrix for the month of February '23 is given below:

District	Rank
WAYANAD	1
IDUKKI	2
KOLLAM	2
PALAKKAD	2
PATHANAMTHITTA	2
THIRUVANANTHAPURAM	2
ALAPPUZHA	3
THRISSUR	3
KOTTAYAM	4
KANNUR	5
KOZHIKODE	5
MALAPPURAM	6
KASARAGOD	7
ERNAKULAM	8

 Best performing
 Average performing
 Low performing

3. eHealth - Institution Level Ranking of PHCs/FHCs/UPHCs

Hospital	Rank
Family Health Centre Thannithodu	1
Family Health Centre Chandanappally	2
Family Health Centre Ezhamkulam	2
Family Health Centre Koipuram	2
Family Health Centre Mezhuveli	2
Family Health Centre Pallickal	2
Family Health Centre Chennerkara	3
Family Health Centre Kizakke Othara	3
Family Health Centre Vadasserikara	3
Family Health Centre Kottangal	4
Family Health Centre Naranammoozhy	4
Family Health Centre Pandalam	4
Family Health Centre Anicad	5
Family Health Centre Kadammanitta	6
Family Health Centre Niranam	7
Urban Family Health Centre Thiruvalla	7
Family Health Centre Chittar	8

3.1 eHealth Performance - Reception Module

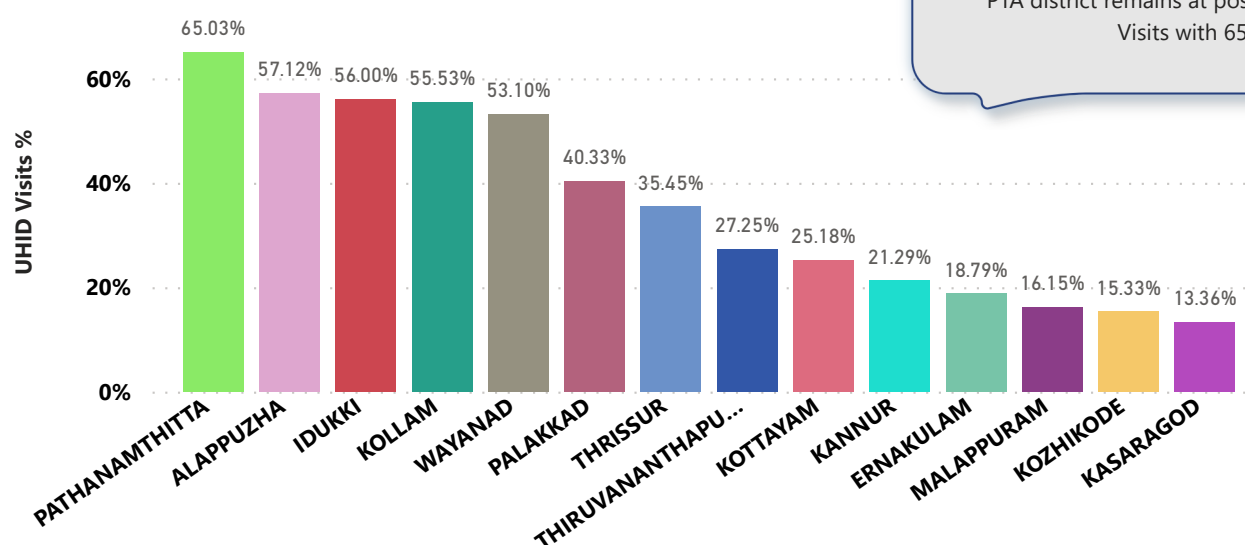
Reception Module is considered to be functional in a PHC/FHC/UPHC only if the number of total visits for the month is of minimum 500.

Reception module started in all PHCs/FHCs/UPHCs

District	PHC/FHC/UPHC Count	PHC/FHC/UPHC with Reception	% of PHC/FHC/UPHC with Reception
ALAPPUZHA	17	17	100.00%
KOLLAM	21	21	100.00%
PATHANAMTHITTA	17	17	100.00%
WAYANAD	15	15	100.00%
PALAKKAD	38	37	97.00%
THIRUVANANTHAPURAM	68	65	96.00%
THRISSUR	54	52	96.00%
KASARAGOD	19	18	95.00%
IDUKKI	17	16	94.00%
KANNUR	27	25	93.00%
KOTTAYAM	22	20	91.00%
MALAPPURAM	46	42	91.00%
ERNAKULAM	33	28	85.00%
KOZHIKODE	34	28	82.00%

3.2 e-Health Performance - UHID Visits

UHID Visit % is calculated as (UHID Visits / Total Visit) *100



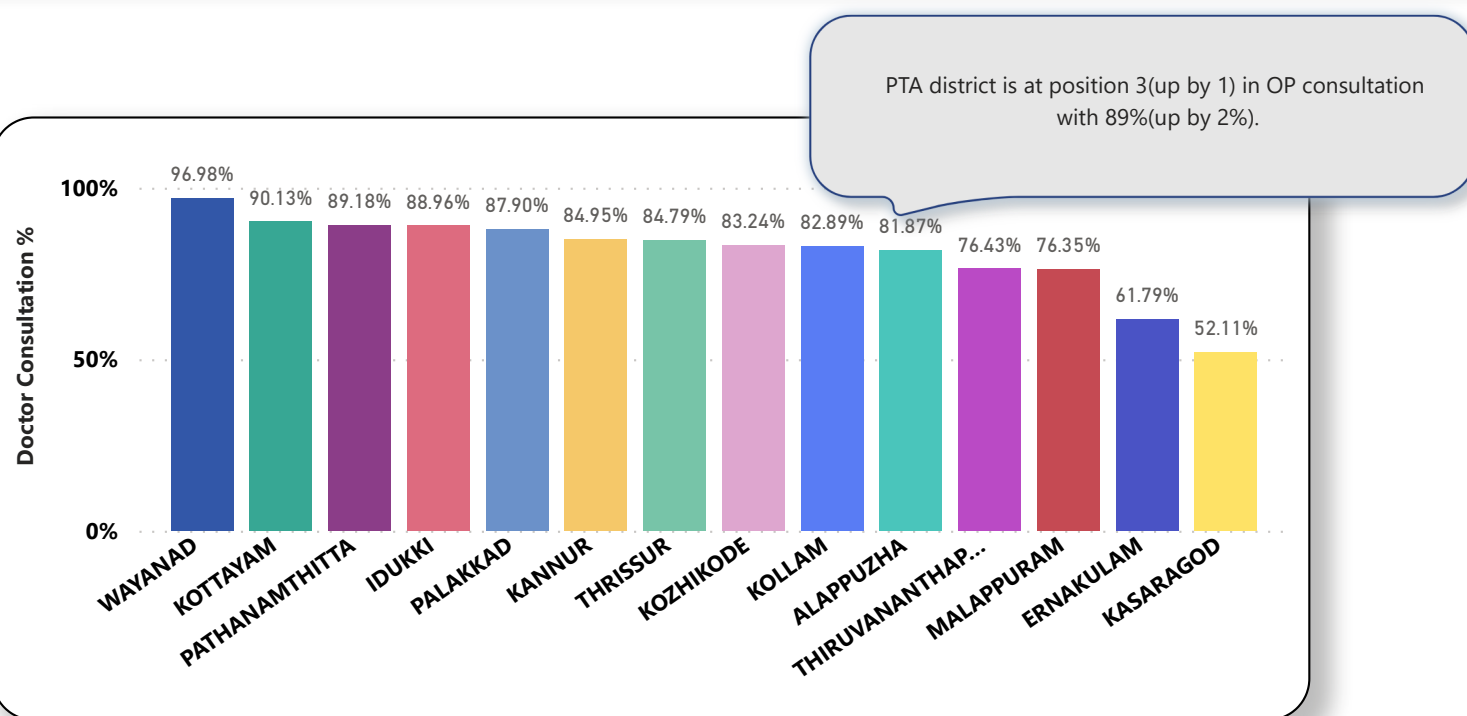
PHCs/FHCs/UPHCs based on UHID Visits

Institutions with atleast 100 UHID visits are listed here.

Hospital	UHID Visit %
Family Health Centre Naranammoozhy	90.00%
Family Health Centre Vadasserikara	88.00%
Family Health Centre Pallickal	87.00%
Family Health Centre Anicad	85.00%
Family Health Centre Kottangal	85.00%
Family Health Centre Thannithodu	84.00%
Family Health Centre Mezhuveli	81.00%
Family Health Centre Ezhamkulam	71.00%
Family Health Centre Chennerkara	68.00%
Family Health Centre Chittar	64.00%
Family Health Centre Kadammanitta	63.00%

Hospital	UHID Visit %
Urban Family Health Centre Thiruvalla	28.00%
Family Health Centre Niranam	36.00%
Family Health Centre Kizakke Othara	49.00%
Family Health Centre Chandanappally	51.00%
Family Health Centre Pandalam	52.00%
Family Health Centre Koipuram	55.00%
Family Health Centre Kadammanitta	63.00%
Family Health Centre Chittar	64.00%
Family Health Centre Chennerkara	68.00%
Family Health Centre Ezhamkulam	71.00%
Family Health Centre Mezhuveli	81.00%

3.3 e-Health Performance - Doctor Consultation



Doctor Consultation Percentage in PHCs/FHCs/UPHCs

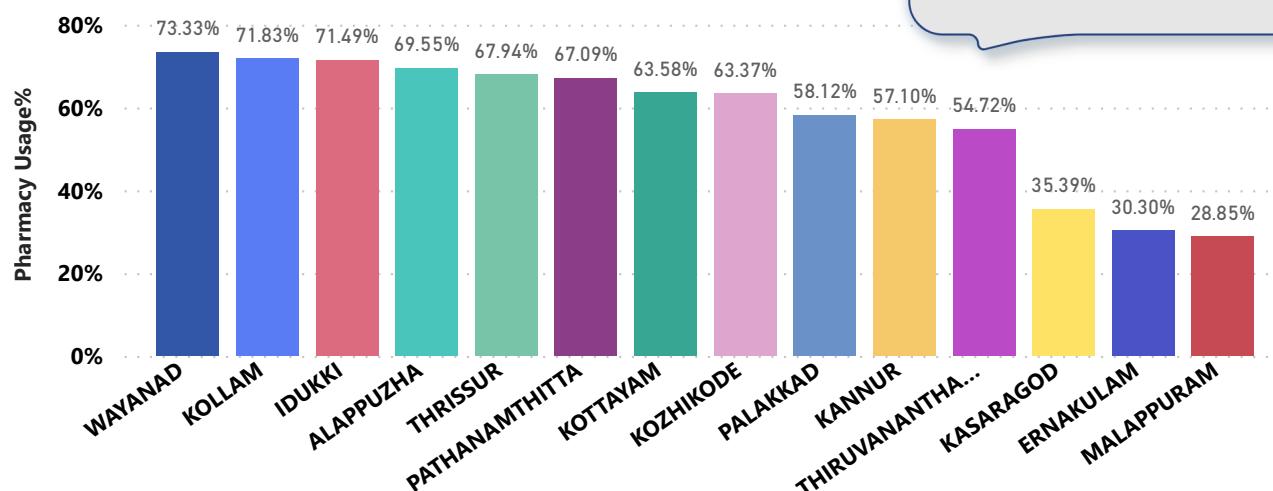
Hospital	Doctor Consultation %
Family Health Centre Naranammoozhy	99.94%
Family Health Centre Vadasserikara	99.88%
Family Health Centre Mezhuveli	99.59%
Family Health Centre Pallickal	99.28%
Family Health Centre Kizakke Othara	99.24%
Family Health Centre Koipuram	99.10%
Family Health Centre Kottangal	98.07%
Family Health Centre Chandanappally	97.00%
Family Health Centre Thannithodu	96.20%
Family Health Centre Chennerkara	96.07%
Family Health Centre Pandalam	95.51%
Family Health Centre Anicad	92.63%
Urban Family Health Centre Thiruvalla	91.14%
Family Health Centre Ezhamkulam	91.02%

Hospital	Doctor Consultation %
Family Health Centre Chittar	0.00%
Family Health Centre Kadammanitta	59.31%
Family Health Centre Niranam	85.07%
Family Health Centre Ezhamkulam	91.02%
Urban Family Health Centre Thiruvalla	91.14%
Family Health Centre Anicad	92.63%
Family Health Centre Pandalam	95.51%
Family Health Centre Chennerkara	96.07%
Family Health Centre Thannithodu	96.20%
Family Health Centre Chandanappally	97.00%
Family Health Centre Kottangal	98.07%
Family Health Centre Koipuram	99.10%
Family Health Centre Kizakke Othara	99.24%
Family Health Centre Pallickal	99.28%

3.4 e-Health Performance - Pharmacy Usage in PHCs/FHCs/UPHCs

Pharmacy usage is calculated as (Pharmacy Prescription Count / Total Visits) *100

The PTA district remains at position 6 in Pharmacy Usage with 67%.



Pharmacy Usage in PHCs/FHCs/UPHCs

Hospital	Pharmacy Usage %
Family Health Centre Vadasserikara	93.00%
Family Health Centre Mezhuveli	91.00%
Family Health Centre Thannithodu	91.00%
Family Health Centre Kottangal	90.00%
Family Health Centre Naranammoozhy	90.00%
Family Health Centre Pallickal	89.00%
Family Health Centre Chennerkara	88.00%
Family Health Centre Kizakke Othara	85.00%
Family Health Centre Chandanappally	84.00%
Family Health Centre Koipuram	84.00%
Family Health Centre Ezhamkulam	78.00%
Family Health Centre Pandalam	78.00%
Family Health Centre Kadammanitta	43.00%
Family Health Centre Anicad	0.00%

Hospital	Pharmacy Usage %
Family Health Centre Anicad	0.00%
Family Health Centre Chittar	0.00%
Family Health Centre Niranam	0.00%
Urban Family Health Centre Thiruvalla	0.00%
Family Health Centre Kadammanitta	43.00%
Family Health Centre Ezhamkulam	78.00%
Family Health Centre Pandalam	78.00%
Family Health Centre Chandanappally	84.00%
Family Health Centre Koipuram	84.00%
Family Health Centre Kizakke Othara	85.00%
Family Health Centre Chennerkara	88.00%
Family Health Centre Pallickal	89.00%
Family Health Centre Kottangal	90.00%

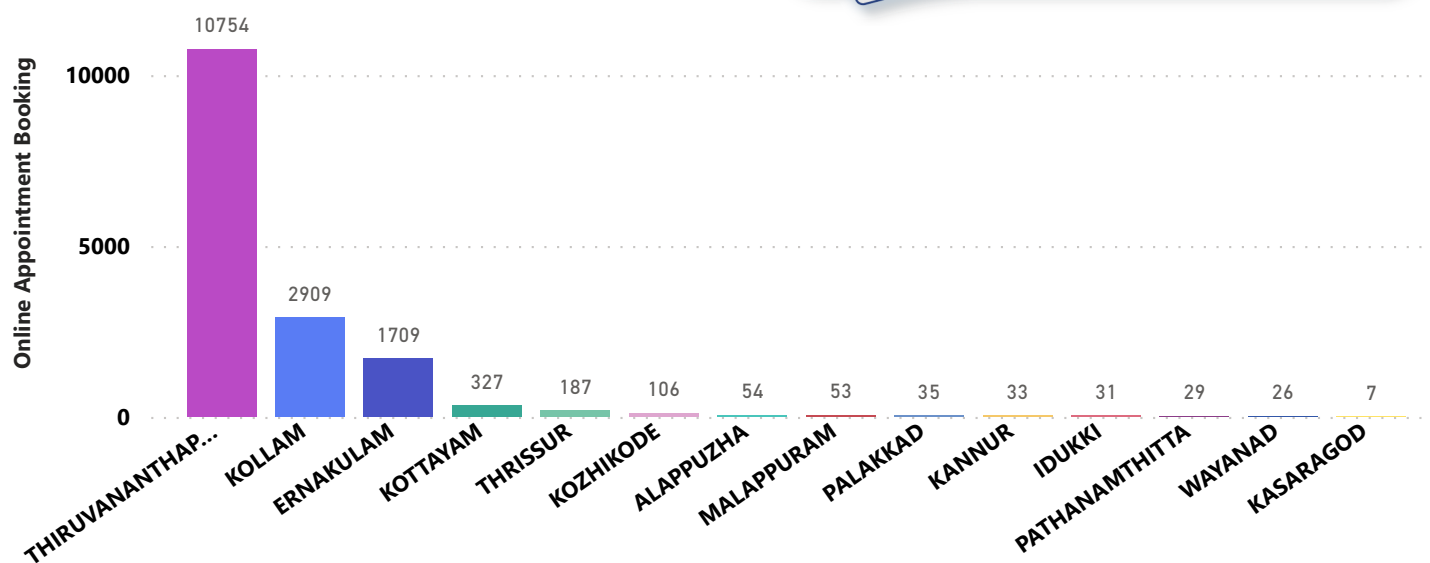
4. Status of Modules started in Hospitals

District wise status of live institutions and the count of various modules [Reception, OP Consultation, Lab, Pharmacy] started.

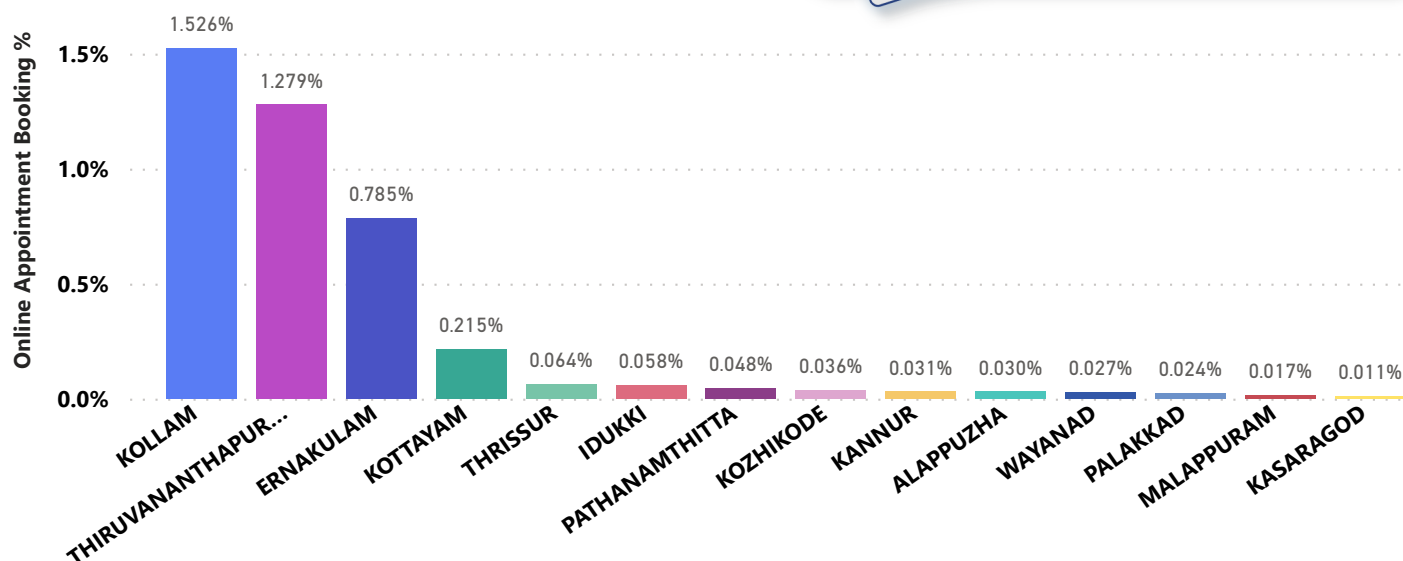
District Name	Live Institutions	Reception	Consultation	Lab	Pharmacy
THIRUVANANTHAPURAM	105	99 (94.3%)	94 (89.5%)	83 (79.%)	79 (75.2%)
THRISSUR	59	56 (94.9%)	53 (89.8%)	49 (83.1%)	53 (89.8%)
MALAPPURAM	49	45 (91.8%)	42 (85.7%)	20 (40.8%)	30 (61.2%)
KOZHIKODE	46	36 (78.3%)	34 (73.9%)	27 (58.7%)	28 (60.9%)
PALAKKAD	39	39 (100.%)	37 (94.9%)	32 (82.1%)	28 (71.8%)
ERNAKULAM	37	30 (81.1%)	29 (78.4%)	16 (43.2%)	21 (56.8%)
KANNUR	30	26 (86.7%)	26 (86.7%)	21 (70.%)	22 (73.3%)
KOTTAYAM	26	21 (80.8%)	21 (80.8%)	19 (73.1%)	20 (76.9%)
KOLLAM	23	23 (100.%)	23 (100.%)	23 (100.%)	23 (100.%)
ALAPPUZHA	21	21 (100.%)	19 (90.5%)	19 (90.5%)	18 (85.7%)
KASARAGOD	21	18 (85.7%)	18 (85.7%)	15 (71.4%)	16 (76.2%)
IDUKKI	19	18 (94.7%)	17 (89.5%)	11 (57.9%)	16 (84.2%)
PATHANAMTHITTA	19	18 (94.7%)	16 (84.2%)	13 (68.4%)	13 (68.4%)
WAYANAD	16	16 (100.%)	16 (100.%)	14 (87.5%)	15 (93.8%)
Total	510	466 (91.4%)	445 (87.3%)	362 (71.%)	382 (74.9%)

5. Percentage of Online Appointment Booking in Hospitals

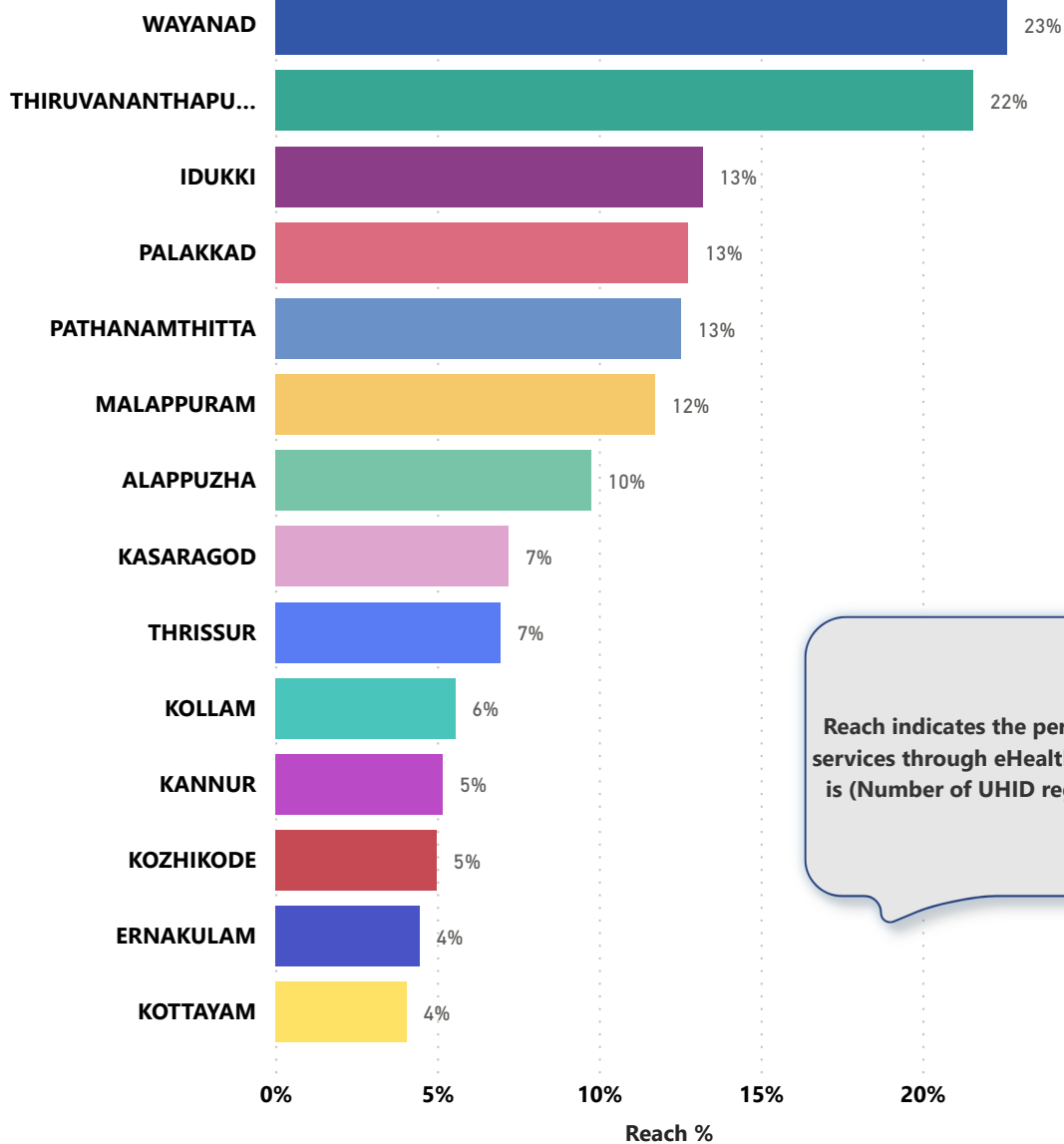
District-wise count of Online appointments taken during the month of February '23. PTA is at position 12 in online appointments.



District-wise percentage of online appointment booking up on OP visits for the month of February '23. Calculation is performed as (Online Visits / OP Visits) * 100 %.



6. eHealth Performance - Reach



Reach indicates the percentage of population availing services through eHealth. The formula used to calculate is $(\text{Number of UHID registered} / \text{Population}) * 100 \%$.

7. Public Health Survey Status

