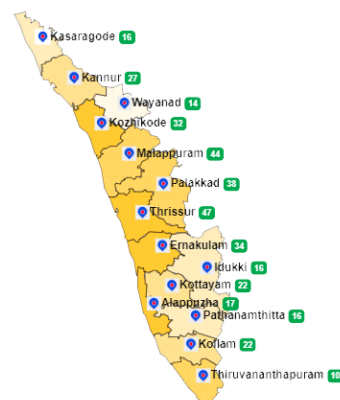


1. eHealth Kerala - Vital Statistics

Live Institutions	510
Medical College Hospitals	14
PHCs/FHCs	383
CHCs	25
DHs/GHs	16
PH Labs	1
Other(Inc UPHCs, Taluk Hospitals)	71



2. Highlights



- eHealth rolled out in 4 new institutions during the month of February' 23.
- Wayanad districts tops in overall ranking based on district performance in providing eHealth services through PHCs/FHCs/UPHCs.
- Reception module is functional in all PHCs/FHCs/UPHCs of Alappuzha, Kollam, Pathanamthitta and Wayanad district(100%).
- Highest percentage of UHID Visits was recorded in Pathanamthitta district(nearly 65%).
- Highest percentage of Doctor consultation was recorded in Wayanad(97%) followed by Kottayam(90%) and Pathanamthitta (89%) districts.
- Highest percentage of Pharmacy Usage was recorded in Wayanad district(nearly 74%).
- Thiruvananthapuram district remains at top position in the number of online appointments booking followed by Kollam and Ernakulam.



- Ernakulam district is in the last position in the overall performance ranking of districts based on PHCs/FHCs/UPHCs.
- Lowest percentage of UHID Visits was recorded in Kasaragod district (nearly 13%).
- Lowest percentage of Doctor Consultation was recorded in Kasaragod district(nearly 52%).
- Lowest percentage of Pharmacy Usage was recorded in Malappuram district(29%).
- House survey completion status is less than 5% for majority of the districts, except Thiruvananthapuram(57%),Idukki(43%), Thrissur (42%) and Kannur(31%).
- Member survey completion status is less than 1% for all districts except Thiruvananthapuram (3%).

3. eHealth - District Ranking Matrix Based on Performance of PHCs/FHCs/UPHCs

The ranking matrix showcase the district performance in providing eHealth services through PHCs/FHCs/UPHCs based on six different parameters. These parameters include whether the reception module is started or not, UHID Visits, Doctor Consultation, Pharmacy Usage, Lab Usage and number of Live Institutions. Based on the ranking, the districts are classified into three broad categories, the best performing districts, the average performing districts and the low performing districts.

The best performing districts should strive to continue to remain in the same position, whereas the average performing as well as the low performing districts should strive to reach to the 'top four' league.

The ranking matrix for the month of February '23 is given below:

District	Rank
WAYANAD	1
IDUKKI	2
KOLLAM	2
PALAKKAD	2
PATHANAMTHITTA	2
THIRUVANANTHAPURAM	2
ALAPPUZHA	3
THRISSUR	3
KOTTAYAM	4
KANNUR	5
KOZHIKODE	5
MALAPPURAM	6
KASARAGOD	7
ERNAKULAM	8

 Best performing
 Average performing
 Low performing

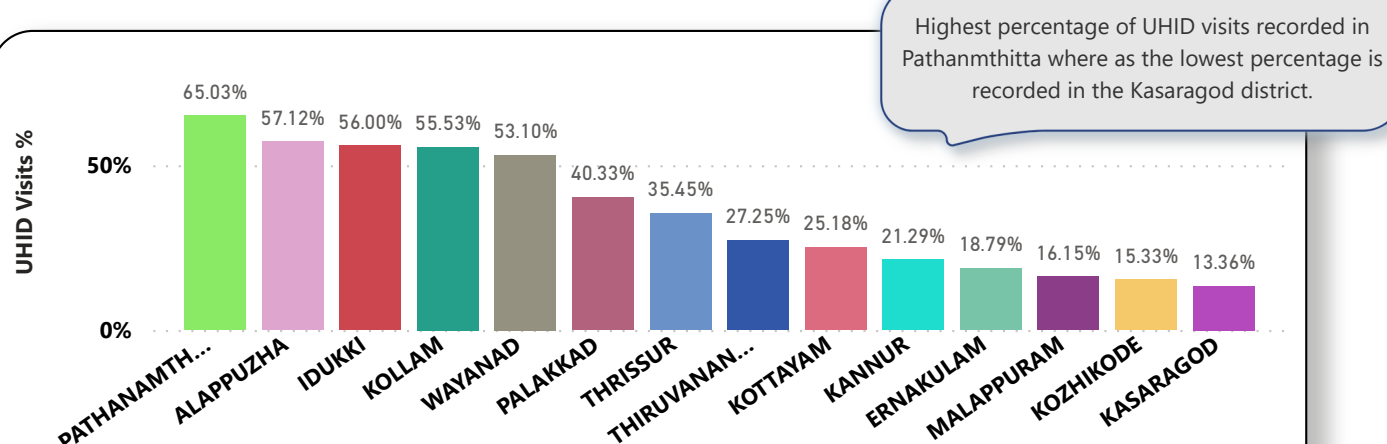
3.1 eHealth Performance - Reception Module

Reception Module is considered to be functional in a PHC/FHC/UPHC only if the number of total visits for the month is of minimum 500.

District	PHC/FHC/UPHC Count	PHC/FHC/UPHC with Reception	% PHC/FHC/UPHC with Reception
ALAPPUZHA	17	17	100.00%
KOLLAM	21	21	100.00%
PATHANAMTHITTA	17	17	100.00%
WAYANAD	15	15	100.00%
PALAKKAD	38	37	97.00%
THIRUVANANTHAPURAM	68	65	96.00%
THRISSUR	54	52	96.00%
KASARAGOD	19	18	95.00%
IDUKKI	17	16	94.00%
KANNUR	27	25	93.00%
KOTTAYAM	22	20	91.00%
MALAPPURAM	46	42	91.00%
ERNAKULAM	33	28	85.00%
KOZHIKODE	34	28	82.00%

3.2 e-Health Performance - UHID Visits

UHID Visit % is calculated as (UHID Visits / Total Visit) *100



PHCs/FHCs/UPHCs based on UHID Visits

Hospital	UHID Visits %	District
FAMILY HEALTH CENTRE CHEMMALASSERY	100.00%	MALAPPURAM
FAMILY HEALTH CENTRE ANAKUDY	93.00%	THIRUVANANTHAPURAM
FAMILY HEALTH CENTRE NARANAMMOOZHY	90.00%	PATHANAMTHITTA
FAMILY HEALTH CENTRE KAVASSERY	88.00%	PALAKKAD
FAMILY HEALTH CENTRE MANNUR	88.00%	PALAKKAD
FAMILY HEALTH CENTRE VADASSERIKARA	88.00%	PATHANAMTHITTA
FAMILY HEALTH CENTRE PALLICKAL	87.00%	PATHANAMTHITTA
FAMILY HEALTH CENTRE PURAKKAD	87.00%	ALAPPUZHA
FAMILY HEALTH CENTRE UMMANNOOR	87.00%	KOLLAM
URBAN HEALTH CENTRE MANNANTHALA	87.00%	THIRUVANANTHAPURAM

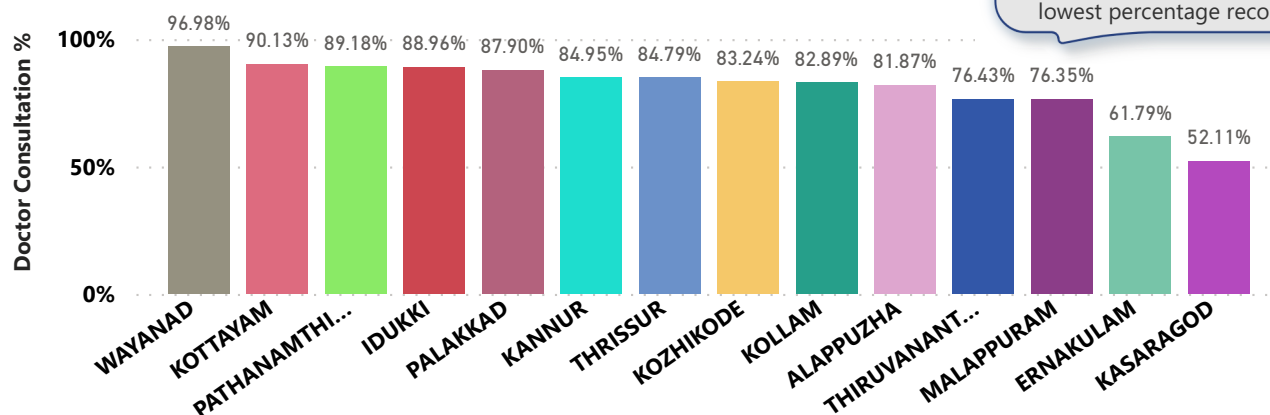
UHID Visit % sorted in descending order.

Hospital	UHID Visits %	District
FAMILY HEALTH CENTRE PALLIKERE	2.00%	KASARAGOD
FAMILY HEALTH CENTRE RAMANATUKARA	2.00%	KOZHIKODE
FAMILY HEALTH CENTRE KALLADIKODE	3.00%	PALAKKAD
FAMILY HEALTH CENTRE KOLLAYIL	3.00%	THIRUVANANTHAPURAM
FAMILY HEALTH CENTRE POYYA	3.00%	THRISSUR
FAMILY HEALTH CENTRE RAYAMANGALAM	3.00%	ERNAKULAM
FAMILY HEALTH CENTRE ATHANIKKAL	4.00%	MALAPPURAM
FAMILY HEALTH CENTRE CHALAVARA	4.00%	PALAKKAD
FAMILY HEALTH CENTRE CHATTANCHAL	4.00%	KASARAGOD
FAMILY HEALTH CENTRE CHELEMBRA	4.00%	MALAPPURAM

UHID Visit % sorted in ascending order.

3.3 e-Health Performance - Doctor Consultation

Doctor Consultation % is calculated as (OP Consultation count / OP Visit Count) *100



Highest percentage of OP Consultation was recorded in Wayanad district where as the lowest percentage recorded in Kasaragod.

Doctor Consultation Percentage in PHCs/FHCs/UPHCs

Hospital	Doctor Consultation %	District
FAMILY HEALTH CENTRE IRINGAL KOTTAKKAL	99.98%	KOZHIKODE
FAMILY HEALTH CENTRE NARANAMMOOZH	99.94%	PATHANAMTHITTA
FAMILY HEALTH CENTRE VANIYAMKULAM	99.93%	PALAKKAD
FAMILY HEALTH CENTRE A R NAGAR	99.88%	MALAPPURAM
FAMILY HEALTH CENTRE VADASSERIKARA	99.88%	PATHANAMTHITTA
FAMILY HEALTH CENTRE THRIKKUR	99.85%	THRISSUR
URBAN PRIMARY HEALTH CENTRE ANAPUZHA	99.83%	THRISSUR
FAMILY HEALTH CENTRE POOTHADI	99.81%	WAYANAD
FAMILY HEALTH CENTRE AMACHAL NEW	99.80%	THIRUVANANTHAPURAM
FAMILY HEALTH CENTRE PARAPPANANGADI	99.80%	MALAPPURAM

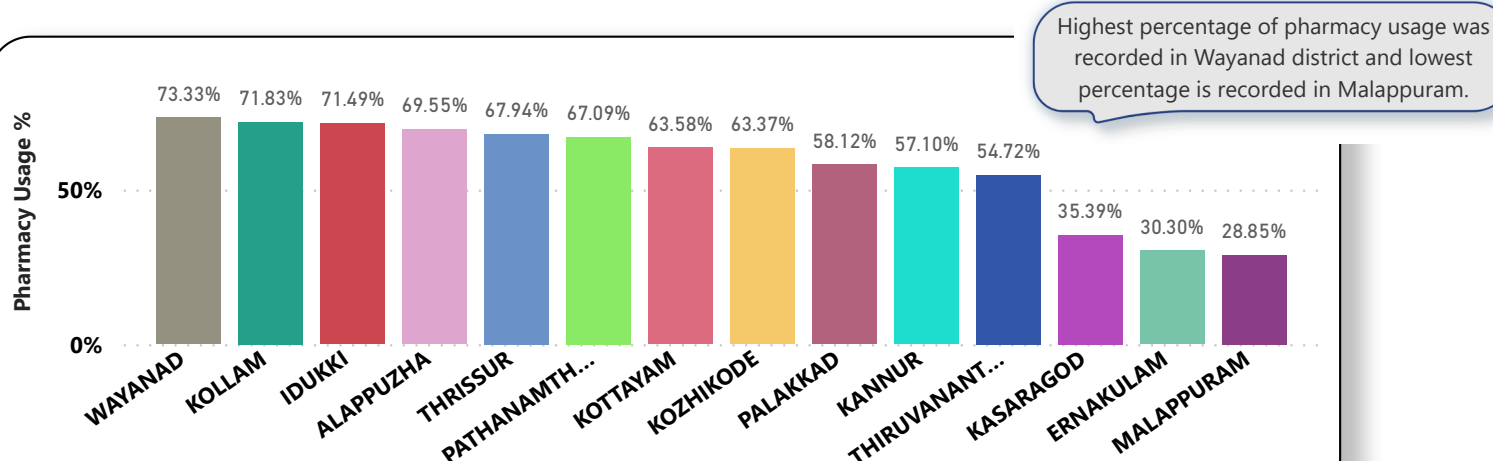
Doctor Consultation % sorted in descending order.

Hospital	Doctor Consultation %	District
FAMILY HEALTH CENTRE MULAVUKAD	2.99%	ERNAKULAM
PRIMARY HEALTH CENTRE AZHOOR	5.10%	THIRUVANANTHAPURAM
FAMILY HEALTH CENTRE KODIYATHUR	5.81%	KOZHIKODE
FAMILY HEALTH CENTRE VEMBELLUR	7.95%	THRISSUR
FAMILY HEALTH CENTRE VETTOOR	11.51%	THIRUVANANTHAPURAM
FAMILY HEALTH CENTRE THILLENKERRY	12.06%	KANNUR
FAMILY HEALTH CENTRE NERIYAMANGALAM	12.85%	ERNAKULAM
FAMILY HEALTH CENTRE MADAVOOR	13.00%	THIRUVANANTHAPURAM
FAMILY HEALTH CENTRE TRIPRANGODE	13.27%	MALAPPURAM
FAMILY HEALTH CENTRE PERLA	14.41%	KASARAGOD

Doctor Consultation % sorted in ascending order.

3.4 e-Health Performance - Pharmacy Usage in PHCs/FHCs/UPHCs

Pharmacy usage is calculated as (Pharmacy Prescription Count / Total Visits) * 100



Pharmacy Usage in PHCs/FHCs/UPHCs

Hospital	Pharmacy Usage %	District
FAMILY HEALTH CENTRE BRAHMAMANGALAM	103.00%	KOTTAYAM
FAMILY HEALTH CENTRE UDAYANAPURAM	96.00%	KOTTAYAM
URBAN PRIMARY HEALTH CENTRE PERUNNA	95.00%	KOTTAYAM
FAMILY HEALTH CENTRE ATHANIKKAL	94.00%	MALAPPURAM
FAMILY HEALTH CENTRE POYYA	94.00%	THRISSUR
FAMILY HEALTH CENTRE CHOKKAD	93.00%	MALAPPURAM
FAMILY HEALTH CENTRE POOKKOTTUKAVU	93.00%	PALAKKAD
FAMILY HEALTH CENTRE PULIKKAL	93.00%	MALAPPURAM
FAMILY HEALTH CENTRE VADASSERIKARA	93.00%	PATHANAMTHITTA
FAMILY HEALTH CENTRE MANARCAD	92.00%	KOTTAYAM

Pharmacy Usage % sorted in descending order.

Hospital	Pharmacy Usage %	District
FAMILY HEALTH CENTRE ANICAD	0.00%	PATHANAMTHITTA
FAMILY HEALTH CENTRE AYALUR	0.00%	PALAKKAD
FAMILY HEALTH CENTRE CHALAVARA	0.00%	PALAKKAD
FAMILY HEALTH CENTRE CHELEMBRA	0.00%	MALAPPURAM
FAMILY HEALTH CENTRE CHEMMALASSERY	0.00%	MALAPPURAM
FAMILY HEALTH CENTRE CHITTAR	0.00%	PATHANAMTHITTA
FAMILY HEALTH CENTRE CHITTATTUKARA	0.00%	ERNAKULAM
FAMILY HEALTH CENTRE EDAVANAKKAD	0.00%	ERNAKULAM
FAMILY HEALTH CENTRE KAKKODI	0.00%	KOZHIKODE
FAMILY HEALTH CENTRE KALADI	0.00%	MALAPPURAM

Pharmacy Usage % sorted in ascending order.

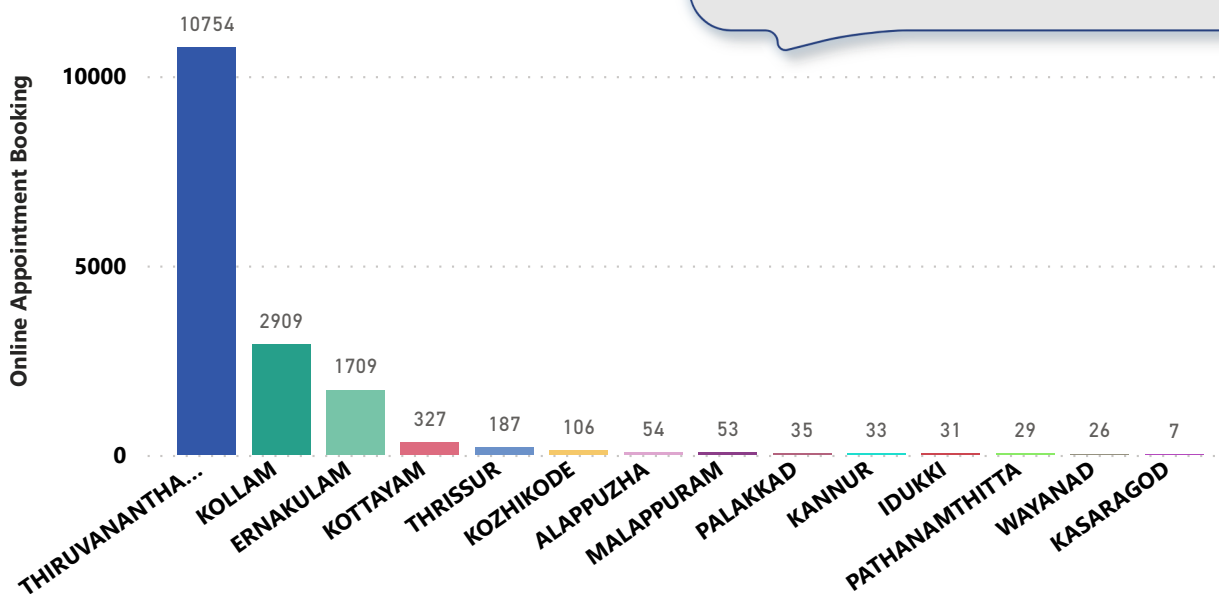
4. Status of Modules started in Hospitals

District-wise status of live institutions and the count of various modules [Reception, OP Consultation, Lab, Pharmacy] started.

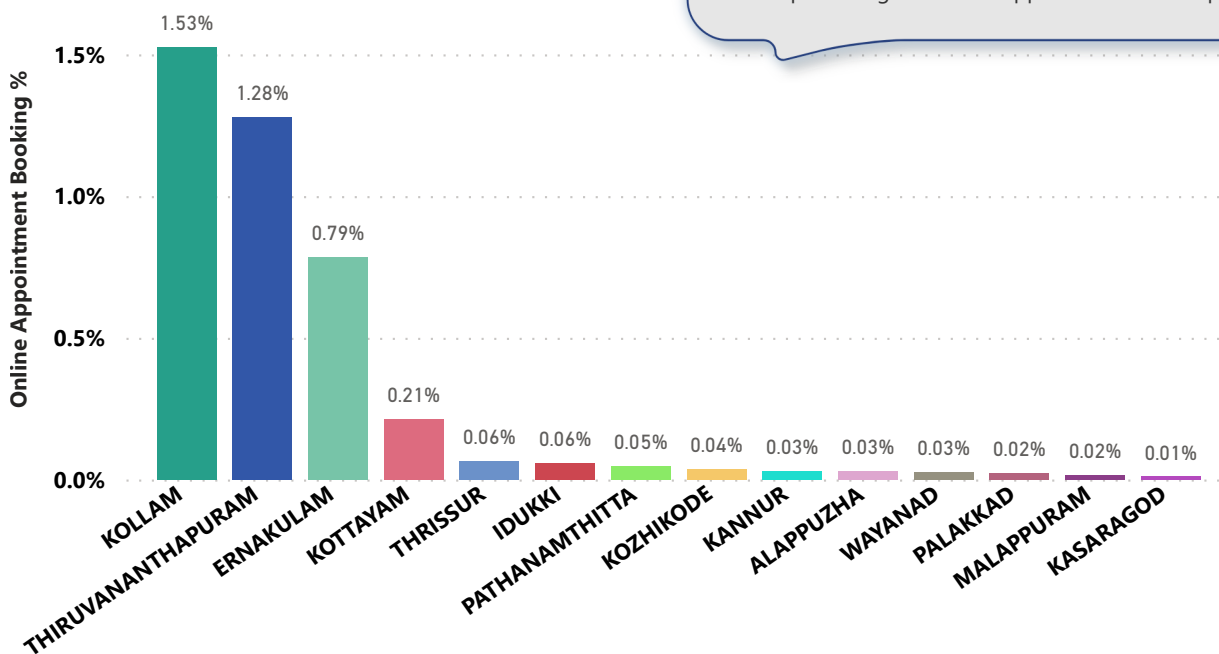
District Name	Live Institutions	Reception	Consultation	Lab	Pharmacy
THIRUVANANTHAPURAM	105	99 (94.3%)	94 (89.5%)	83 (79.%)	79 (75.2%)
THRISSUR	59	56 (94.9%)	53 (89.8%)	49 (83.1%)	53 (89.8%)
MALAPPURAM	49	45 (91.8%)	42 (85.7%)	20 (40.8%)	30 (61.2%)
KOZHIKODE	46	36 (78.3%)	34 (73.9%)	27 (58.7%)	28 (60.9%)
PALAKKAD	39	39 (100.%)	37 (94.9%)	32 (82.1%)	28 (71.8%)
ERNAKULAM	37	30 (81.1%)	29 (78.4%)	16 (43.2%)	21 (56.8%)
KANNUR	30	26 (86.7%)	26 (86.7%)	21 (70.%)	22 (73.3%)
KOTTAYAM	26	21 (80.8%)	21 (80.8%)	19 (73.1%)	20 (76.9%)
KOLLAM	23	23 (100.%)	23 (100.%)	23 (100.%)	23 (100.%)
ALAPPUZHA	21	21 (100.%)	19 (90.5%)	19 (90.5%)	18 (85.7%)
KASARAGOD	21	18 (85.7%)	18 (85.7%)	15 (71.4%)	16 (76.2%)
IDUKKI	19	18 (94.7%)	17 (89.5%)	11 (57.9%)	16 (84.2%)
PATHANAMTHITTA	19	18 (94.7%)	16 (84.2%)	13 (68.4%)	13 (68.4%)
WAYANAD	16	16 (100.%)	16 (100.%)	14 (87.5%)	15 (93.8%)
Total	510	466 (91.4%)	445 (87.3%)	362 (71.%)	382 (74.9%)

5. Percentage of Online Appointment Booking in Hospitals

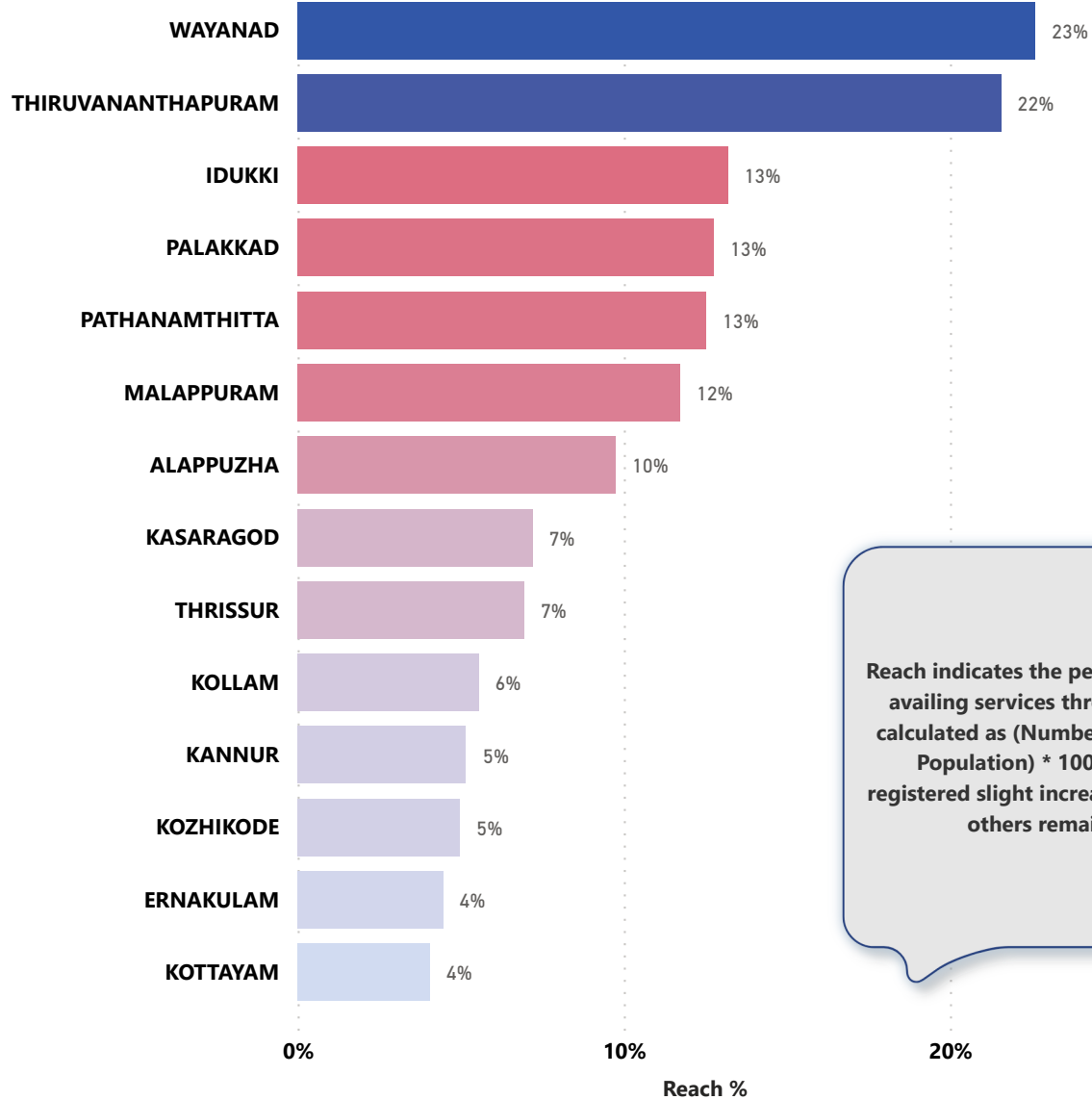
District-wise count of Online appointments taken during the month of January '23. TVM district remains at first position in the case of online appointments followed by Kollam and Ernakulam. Kasaragod district is at the last position.



District-wise % of online appointment booking up on OP visits for the month of January '23. Calculation is performed as (Online appointments/OP visits) * 100 %. Kollam district has the highest percentage of online appointments w.r.t op visits .



6. eHealth Performance - Reach



Reach indicates the percentage of population availing services through eHealth. This is calculated as $(\text{Number of UHID registered} / \text{Population}) * 100 \%$. A few districts registered slight increase of around 1% while others remained as same.

7. Public Health Survey Status

