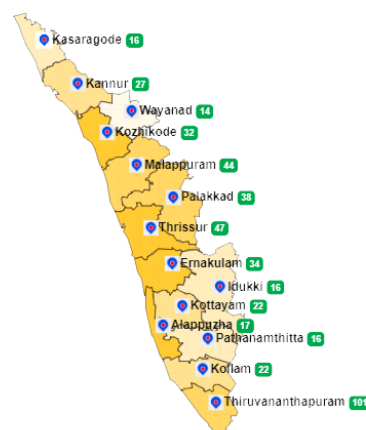


### 1. eHealth Kerala - Vital Statistics

<b>Live Institutions</b>	59
<b>Medical College Hospitals</b>	1
<b>PHCs/FHCs</b>	47
<b>CHCs</b>	1
<b>DHs/GHs</b>	1
<b>PH Labs</b>	0
<b>Other(Inc UPHCs,Taluk Hospitals)</b>	9



### 2. Highlights



- The Thrissur district holds rank 3(up by 1) in the overall performance ranking of districts based on PHCs/FHCs/UPHCs.
- Reception module started in 52 out of 54 PHCs /FHCs/UPHCs.
- District stands at position 7(up by 1) in the Doctor Consultation with a value of 85%.
- The district is at position 3 in the house survey completion (41.74%) and at position 2 in member survey completion (0.88%).
- The district is at position 5 (up by 1) in the number of online appointment bookings.



- The district remains at
  - position 7 in UHID Visits (35%).
  - position 5 in Pharmacy usage with a value of 68%.
  - position 6 in reach rank which indicates UHID registration proportionate to the population.

## 3. eHealth - District Ranking Matrix Based on Performance of PHCs/FHCs/UPHCs

The ranking matrix showcase the district performance in providing eHealth services through PHCs/FHCs/UPHCs based on six different parameters. These parameters include whether the reception module is started or not, UHID Visits, Doctor Consultation, Pharmacy Usage, Lab Usage and number of Live Institutions. Based on the ranking, the districts are classified into three broad categories, the best performing districts, the average performing districts and the low performing districts.

The best performing districts should strive to continue to remain in the same position, whereas the average performing as well as the low performing districts should strive to reach to the 'top four' league.

The ranking matrix for the month of February '23 is given below:

District	Rank
WAYANAD	1
IDUKKI	2
KOLLAM	2
PALAKKAD	2
PATHANAMTHITTA	2
THIRUVANANTHAPURAM	2
ALAPPUZHA	3
THRISSUR	3
KOTTAYAM	4
KANNUR	5
KOZHIKODE	5
MALAPPURAM	6
KASARAGOD	7
ERNAKULAM	8

 Best performing  
 Average performing  
 Low performing

## 3. eHealth - Institution Level Ranking of PHCs/FHCs/UPHCs

Hospital	Rank
Family Health Centre Poomangalam	1
Family Health Centre Velookkara	1
Family Health Centre Karalam	2
Family Health Centre Arthat	3
Family Health Centre Panjal	3
Family Health Centre Thalikulam	3
Family Health Centre Thrikkur	3
Family Health Centre Vilvattom	3
Urban Primary Health Centre Anapuzha	3
Urban Primary Health Centre Gosayikunnu	3
Urban Primary Health Centre V R Puram	3
Family Health Centre Koolimuttom	4
Family Health Centre Manaloor	4
Family Health Centre Pookode	4
Urban Primary Health Centre Kachery	4
Family Health Centre Adat	5
Family Health Centre Ayyanthole	5
Family Health Centre Chamakkala	5
Family Health Centre Desamangalam	5
Family Health Centre Elanad	5
Family Health Centre Kaipamangalam	5
Family Health Centre Kuzhoor	5
Family Health Centre Mambra	5
Family Health Centre Meloor	5
Family Health Centre Nadathara	5
Family Health Centre Nattika	5
Family Health Centre Nenmanikkara	5

Hospital	Rank
Family Health Centre Mundur Tholur	12
Family Health Centre Vembellur	12
Family Health Centre Poomala	11
Family Health Centre Edavilangu	10
Family Health Centre Madavana	10
Family Health Centre Methala	10
Urban Primary Health Centre Paravattani	10
Family Health Centre Mulloorkara	9
Family Health Centre Pamboor	9
Family Health Centre Vallathol Nagar	9
Family Health Centre Pattikkad	8
Family Health Centre Vaniyamapara	8
Family Health Centre Kadangode	7
Family Health Centre Kodakara	7
Family Health Centre Paralam	7
Family Health Centre Porkulam	7
Family Health Centre Thekkumkara	7
Family Health Centre Aloor	6
Family Health Centre Pariyaram Thrissur	6
Family Health Centre Poyya	6
Family Health Centre Punneyur	6
Urban Primary Health Centre Guruvayoor	6
Urban Primary Health Centre Porkalanged	6
Family Health Centre Adat	5
Family Health Centre Ayyanthole	5
Family Health Centre Chamakkala	5
Family Health Centre Desamangalam	5

## 3.1 eHealth Performance - Reception Module

Reception Module is considered to be functional in a PHC/FHC/UPHC only if the number of total visits for the month is of minimum 500.

Reception module started in 52 of 54 PHCs/FHCs/UPHCs

District	PHC/FHC/UPHC Count	PHC/FHC/UPHC with Reception	% of PHC/FHC/UPHC with Reception
ALAPPUZHA	17	17	100.00%
KOLLAM	21	21	100.00%
PATHANAMTHITTA	17	17	100.00%
WAYANAD	15	15	100.00%
PALAKKAD	38	37	97.00%
THIRUVANANTHAPURAM	68	65	96.00%
THRISSUR	54	52	96.00%
KASARAGOD	19	18	95.00%
IDUKKI	17	16	94.00%
KANNUR	27	25	93.00%
KOTTAYAM	22	20	91.00%
MALAPPURAM	46	42	91.00%
ERNAKULAM	33	28	85.00%
KOZHIKODE	34	28	82.00%

Institutions where the reception module is either not started or not using

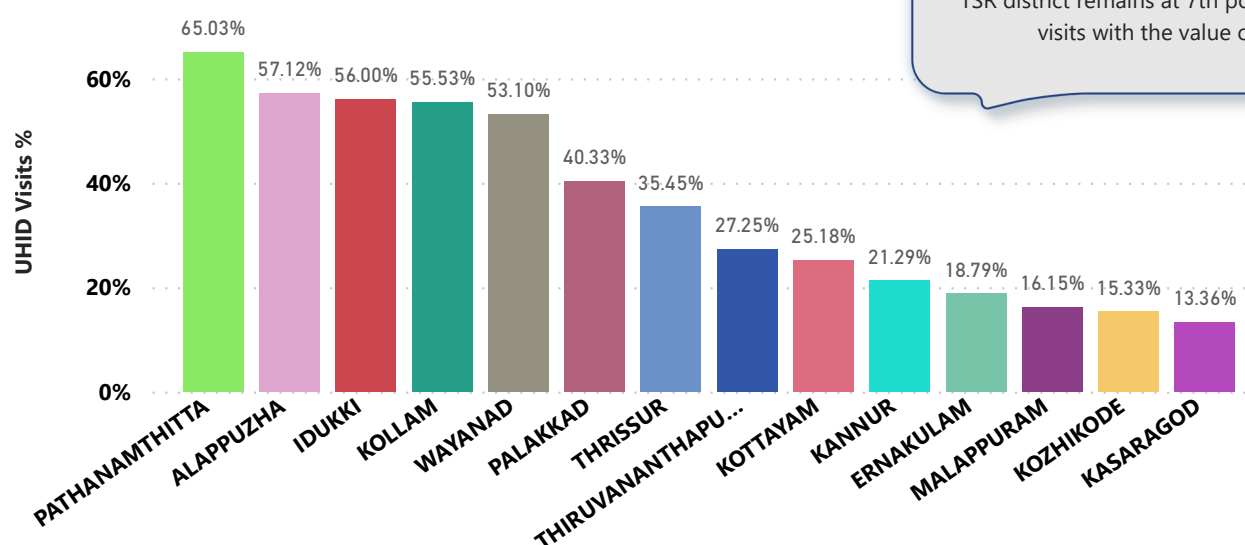
### Hospital Name

Family Health Centre Madakathara
Family Health Centre Thiruvilwamala



## 3.2 e-Health Performance - UHID Visits

UHID Visit % is calculated as (UHID Visits / Total Visit ) \*100



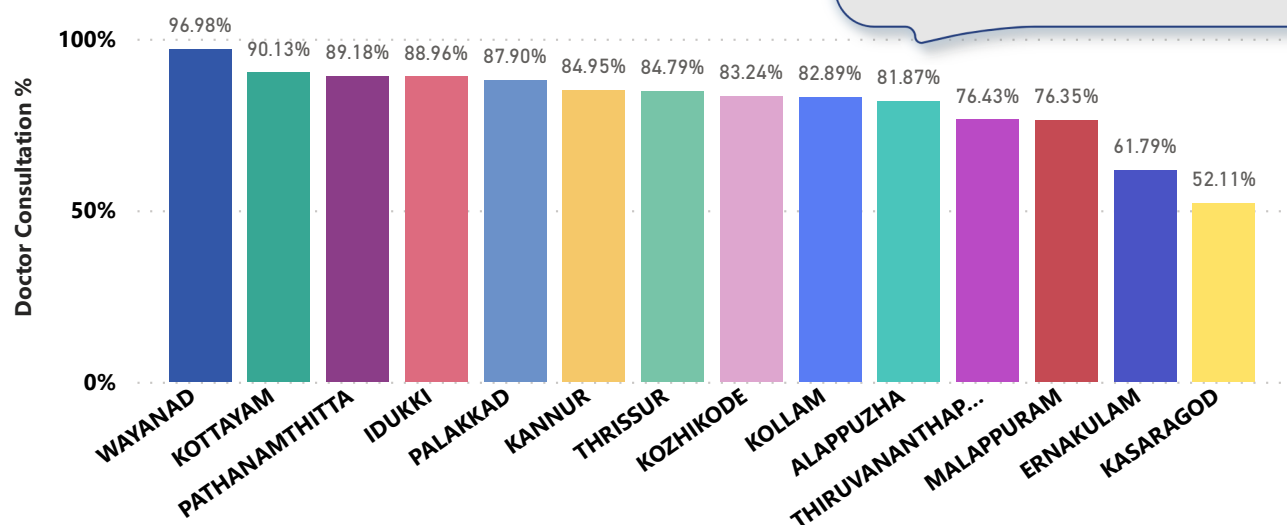
## PHCs/FHCs/UPHCs based on UHID Visits

Institutions with atleast 100 UHID visits are listed here.

Hospital	UHID Visit %
Urban Primary Health Centre Kachery	74.00%
Family Health Centre Porkulam	66.00%
Family Health Centre Karalam	65.00%
Family Health Centre Meloor	64.00%
Family Health Centre Panjal	63.00%
Family Health Centre Poomangalam	63.00%
Family Health Centre Velookkara	61.00%
Urban Primary Health Centre Porkalanged	58.00%
Urban Primary Health Centre V R Puram	58.00%
Family Health Centre Poomala	57.00%
Family Health Centre Kaipamangalam	55.00%
Family Health Centre Nenmanikkara	54.00%
Family Health Centre Pookode	52.00%

Hospital	UHID Visit %
Family Health Centre Poyya	3.00%
Family Health Centre Pattikkad	5.00%
Family Health Centre Velur	5.00%
Urban Primary Health Centre Paravattani	5.00%
Family Health Centre Thekkumkara	16.00%
Family Health Centre Vallathol Nagar	16.00%
Family Health Centre Methala	18.00%
Family Health Centre Pamboor	20.00%
Family Health Centre Mundur Tholur	21.00%
Family Health Centre Vembellur	22.00%
Family Health Centre Thrikkur	24.00%
Family Health Centre Punnayur	25.00%
Family Health Centre Kuzhoor	26.00%

## 3.3 e-Health Performance - Doctor Consultation



## Doctor Consultation Percentage in PHCs/FHCs/UPHCs

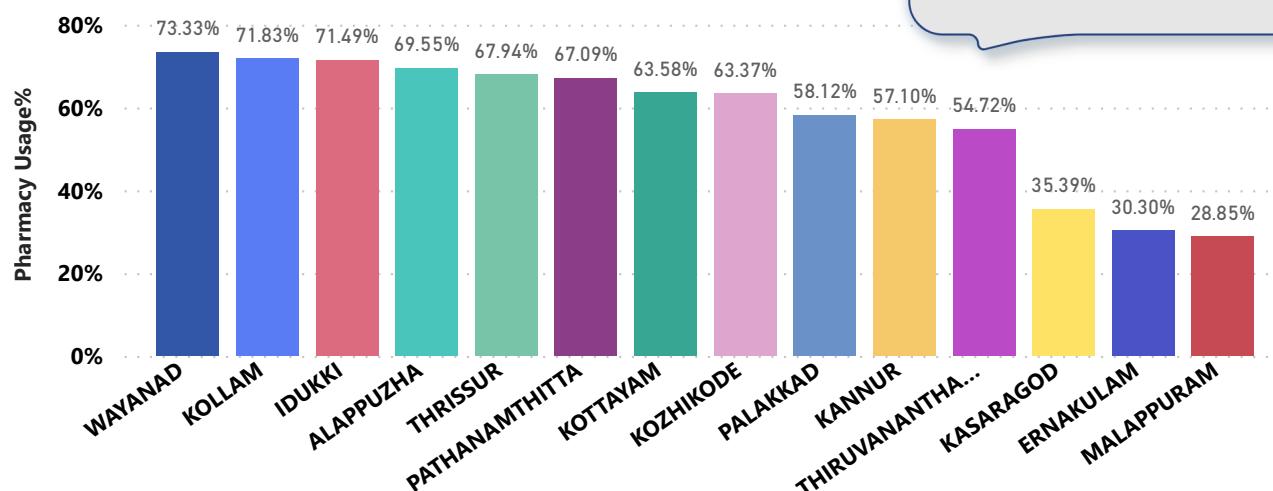
Hospital	Doctor Consultation %
Family Health Centre Thrikkur	99.85%
Urban Primary Health Centre Anapuzha	99.83%
Family Health Centre Vilvattom	99.53%
Family Health Centre Poyya	99.41%
Family Health Centre Pariyaram Thrissur	99.35%
Family Health Centre Velur	99.19%
Family Health Centre Thalikulam	99.07%
Family Health Centre Venkitangu	98.99%
Family Health Centre Manaloor	98.99%
Family Health Centre Arthat	98.96%
Urban Primary Health Centre V R Puram	98.65%
Family Health Centre Thekkumkara	98.28%
Family Health Centre Chamakkala	97.81%
Family Health Centre Desamangalam	97.60%
Urban Primary Health Centre Gosayikunnu	97.25%

Hospital	Doctor Consultation %
Family Health Centre Vembellur	7.95%
Family Health Centre Mundur Tholur	18.13%
Urban Primary Health Centre Paravattani	22.30%
Family Health Centre Poomala	32.56%
Family Health Centre Edavilangu	62.75%
Family Health Centre Madavana	67.92%
Family Health Centre Punneyur	75.72%
Urban Primary Health Centre Guruvayoor	76.09%
Family Health Centre Paralam	81.14%
Family Health Centre Aloor	83.68%
Family Health Centre Meloor	83.75%
Family Health Centre Methala	83.94%
Family Health Centre Kodakara	85.95%
Family Health Centre Vallathol Nagar	86.13%
Family Health Centre Nattika	87.54%

## 3.4 e-Health Performance - Pharmacy Usage in PHCs/FHCs/UPHCs

Pharmacy usage is calculated as (Pharmacy Prescription Count / Total Visits ) \*100

The Thrissur district remains at position 5 in Pharmacy Usage with 65%.



## Pharmacy Usage in PHCs/FHCs/UPHCs

Hospital	Pharmacy Usage %
Family Health Centre Poyya	94.00%
Family Health Centre Mambra	91.00%
Family Health Centre Elanad	88.00%
Family Health Centre Poomangalam	87.00%
Family Health Centre Velur	86.00%
Family Health Centre Arthat	85.00%
Family Health Centre Kuzhoor	85.00%
Family Health Centre Thrikkur	85.00%
Family Health Centre Venkitangu	85.00%
Family Health Centre Desamangalam	84.00%
Family Health Centre Koolimuttom	84.00%
Family Health Centre Vilvattom	84.00%
Urban Primary Health Centre Gosayikunnu	84.00%

Hospital	Pharmacy Usage %
Family Health Centre Vembellur	3.00%
Family Health Centre Pamboor	7.00%
Family Health Centre Porkulam	13.00%
Urban Primary Health Centre Paravattani	16.00%
Family Health Centre Mundur Tholur	18.00%
Family Health Centre Poomala	19.00%
Family Health Centre Edavilangu	37.00%
Family Health Centre Methala	49.00%
Family Health Centre Vaniyamapara	49.00%
Family Health Centre Madavana	52.00%
Family Health Centre Kadangode	57.00%
Urban Primary Health Centre Porkalanged	60.00%

## 4. Status of Modules started in Hospitals

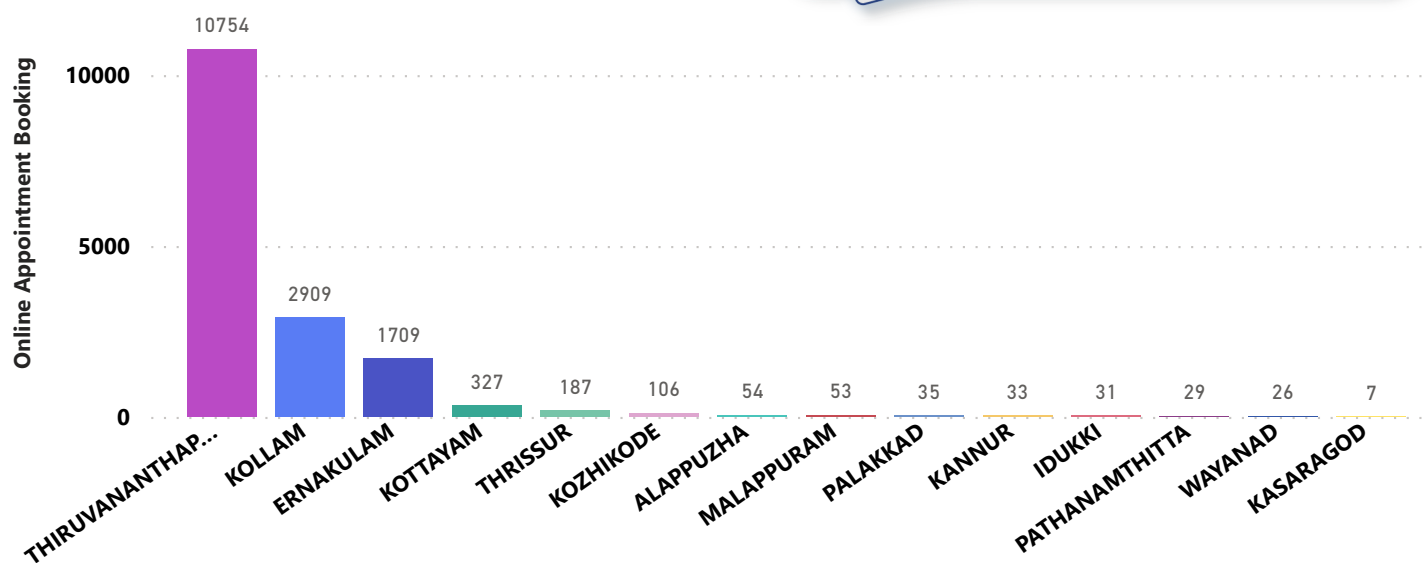
District wise status of live institutions and the count of various modules [Reception, OP Consultation, Lab, Pharmacy] started.

District Name	Live Institutions	Reception	Consultation	Lab	Pharmacy
THIRUVANANTHAPURAM	105	99 (94.3%)	94 (89.5%)	83 (79.%)	79 (75.2%)
THRISSUR	59	56 (94.9%)	53 (89.8%)	49 (83.1%)	53 (89.8%)
MALAPPURAM	49	45 (91.8%)	42 (85.7%)	20 (40.8%)	30 (61.2%)
KOZHIKODE	46	36 (78.3%)	34 (73.9%)	27 (58.7%)	28 (60.9%)
PALAKKAD	39	39 (100.%)	37 (94.9%)	32 (82.1%)	28 (71.8%)
ERNAKULAM	37	30 (81.1%)	29 (78.4%)	16 (43.2%)	21 (56.8%)
KANNUR	30	26 (86.7%)	26 (86.7%)	21 (70.%)	22 (73.3%)
KOTTAYAM	26	21 (80.8%)	21 (80.8%)	19 (73.1%)	20 (76.9%)
KOLLAM	23	23 (100.%)	23 (100.%)	23 (100.%)	23 (100.%)
ALAPPUZHA	21	21 (100.%)	19 (90.5%)	19 (90.5%)	18 (85.7%)
KASARAGOD	21	18 (85.7%)	18 (85.7%)	15 (71.4%)	16 (76.2%)
IDUKKI	19	18 (94.7%)	17 (89.5%)	11 (57.9%)	16 (84.2%)
PATHANAMTHITTA	19	18 (94.7%)	16 (84.2%)	13 (68.4%)	13 (68.4%)
WAYANAD	16	16 (100.%)	16 (100.%)	14 (87.5%)	15 (93.8%)
<b>Total</b>	<b>510</b>	<b>466 (91.4%)</b>	<b>445 (87.3%)</b>	<b>362 (71.%)</b>	<b>382 (74.9%)</b>

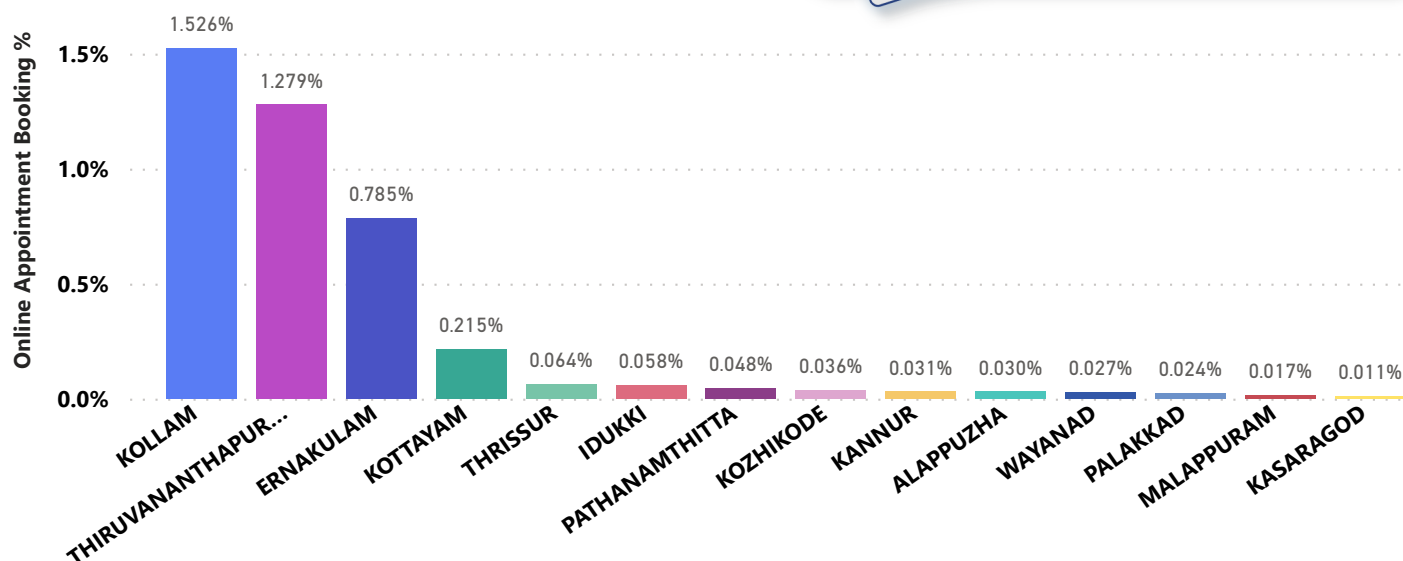


## 5. Percentage of Online Appointment Booking in Hospitals

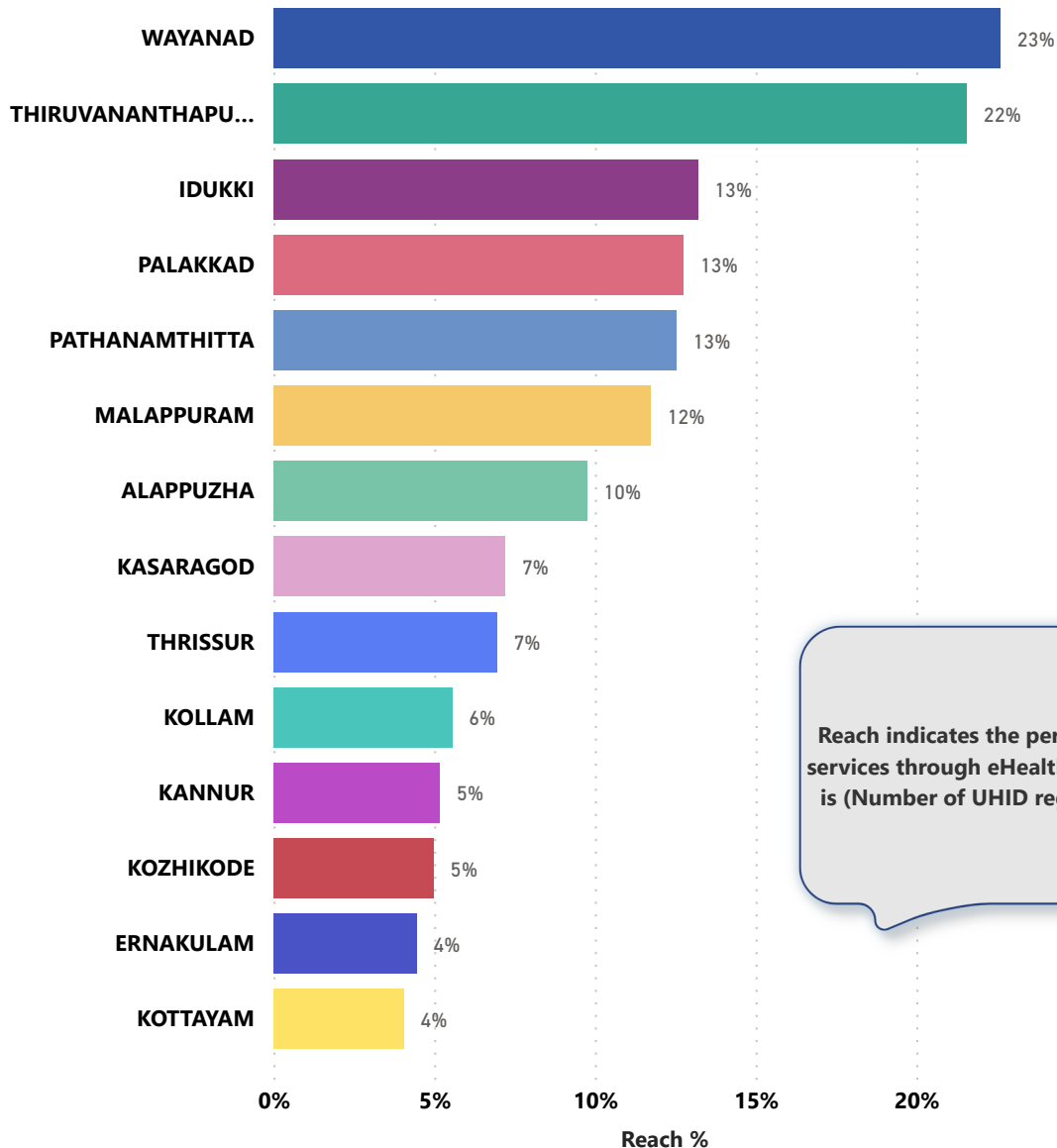
District-wise count of online appointments taken during the month of February'23. TSR district is at position 5(up by 1) in online appointment booking.



District-wise percentage of online appointment booking up on OP visits for the month of February'23. Calculation is performed as (Online Visits / OP Visits) \* 100 %.



## 6. eHealth Performance - Reach



Reach indicates the percentage of population availing services through eHealth. The formula used to calculate is  $(\text{Number of UHID registered} / \text{Population}) * 100 \%$ .

## 7. Public Health Survey Status

