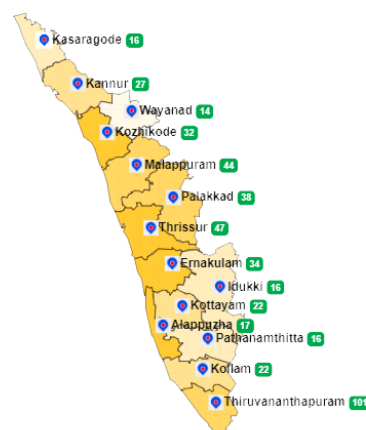


1. eHealth Kerala - Vital Statistics

Live Institutions	105
Medical College Hospitals	4
PHCs/FHCs	62
CHCs	18
DHs/GHs	4
PH Labs	1
Other(Inc UPHCs,Taluk Hospitals)	16



2. Highlights



- Thiruvananthapuram district remains at position 2 in overall performance ranking of districts based on PHCs/FHCs/UPHCs.
- Reception module is functional in 65 of the 68 PHCs/FHCs/UPHCs of the district.
- The district remains at position 1 in the number of online appointment booking.
- The district is at top position in house survey completion (57%) and member survey completion (3%).
- The district is at position 2 in reach rank which indicates UHID registration proportionate to the population.



- District is at :
 - position 11(down by 1) in Doctor Consultation with nearly 76%.
 - position 11 in Pharmacy Usage with nearly 55%.
- The district remains at position 8 in UHID Visits with 27%.
- Member survey completion percentage in the district is only 3%.

3. eHealth - District Ranking Matrix Based on Performance of PHCs/FHCs/UPHCs

The ranking matrix showcase the district performance in providing eHealth services through PHCs/FHCs/UPHCs based on six different parameters. These parameters include whether the reception module is started or not, UHID Visits, Doctor Consultation, Pharmacy Usage, Lab Usage and number of Live Institutions. Based on the ranking, the districts are classified into three broad categories, the best performing districts, the average performing districts and the low performing districts.

The best performing districts should strive to continue to remain in the same position, whereas the average performing as well as the low performing districts should strive to reach to the 'top four' league.

The ranking matrix for the month of February '23 is given below:

District	Rank
WAYANAD	1
IDUKKI	2
KOLLAM	2
PALAKKAD	2
PATHANAMTHITTA	2
THIRUVANANTHAPURAM	2
ALAPPUZHA	3
THRISSUR	3
KOTTAYAM	4
KANNUR	5
KOZHIKODE	5
MALAPPURAM	6
KASARAGOD	7
ERNAKULAM	8

 Best performing
 Average performing
 Low performing

3. eHealth - Institution Level Ranking of PHCs/FHCs/UPHCs

Hospital	Rank
Family Health Centre Anakudy	1
Family Health Centre Kottukal	2
Family Health Centre Kuttichal	2
Family Health Centre Poozhanad	2
Family Health Centre Amachal New	3
Family Health Centre Kallikkad New	3
Family Health Centre Mukkola	3
Family Health Centre Panavoor	3
Family Health Centre Aruvikkara	4
Family Health Centre Edava	4
Family Health Centre Karakulam	4
Family Health Centre Manickal	4
Family Health Centre Paraniyam	4
Family Health Centre Parasuvaikkal Parasala	4
Family Health Centre Perumpazhuthoor	4
Family Health Centre Vamanapuram	4
Urban Health Centre Mannanthala	4
Urban Primary Health Centre Mambazhakkara	4
Family Health Centre Balaramapuram	5
Family Health Centre Kadakampally	5
Family Health Centre Kunnathukal	5
Family Health Centre Maranalloor	5
Family Health Centre Vattiyoorkavu	5
Family Health Centre Veeranakavu	5
Primary Health Centre Kalliyoor	5
Family Health Centre Jagathy	6
Family Health Centre Perumathura	6
Family Health Centre Pozhiyoor	6
Family Health Centre Vembayam	6
Family Health Centre Anad	7
Family Health Centre Chenkal	7

Hospital	Rank
Family Health Centre Chemboor	13
Family Health Centre Kollayil	13
Family Health Centre Madavoor	13
Family Health Centre Vettoor	13
Primary Health Centre Azhoor	13
Secretariat Health Centre Thiruvananthapuram	13
Urban Primary Health Centre Vattiyoorkavu	13
Family Health Centre Kattakada	12
Family Health Centre Pangapara Integrated	12
Family Health Centre Puthukurichy	12
Family Health Centre Uzhamalakkal	12
Family Health Centre Chemmaruthy	11
Family Health Centre Mudakkal	11
Family Health Centre Peringammala	11
Urban Primary Health Centre Poovathoor	11
Family Health Centre Karavaram	10
Family Health Centre Thonipara	10
Family Health Centre Vilavoorkkal	10
Family Health Centre Mangalapuram	9
Family Health Centre Pulimath	9
Family Health Centre Tholicode	9
Urban Primary Health Centre Chalai	9
Family Health Centre Amboori	8
Family Health Centre Cherunniyoor	8
Family Health Centre Karode	8
Family Health Centre Keezhattingal	8
Family Health Centre Kilimanoor	8
Family Health Centre Kulathoor	8
Urban Primary Health Centre Thrikkannapuram	8
Family Health Centre Anad	7
Family Health Centre Chenkal	7

3.1 eHealth Performance - Reception Module

Reception Module is considered to be functional in a PHC/FHC/UPHC only if the number of total visits for the month is of minimum 500.

Reception module started in 65 of 68 PHCs/FHCs/UPHCs

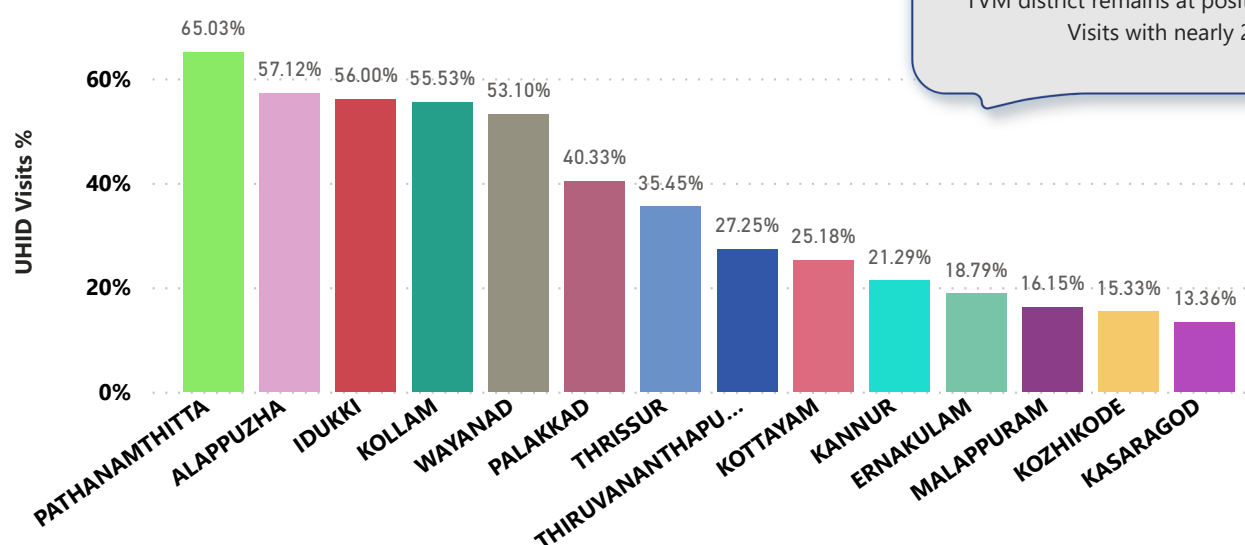
District	PHC/FHC/UPHC Count	PHC/FHC/UPHC with Reception	% of PHC/FHC/UPHC with Reception
ALAPPUZHA	17	17	100.00%
KOLLAM	21	21	100.00%
PATHANAMTHITTA	17	17	100.00%
WAYANAD	15	15	100.00%
PALAKKAD	38	37	97.00%
THIRUVANANTHAPURAM	68	65	96.00%
THRISSUR	54	52	96.00%
KASARAGOD	19	18	95.00%
IDUKKI	17	16	94.00%
KANNUR	27	25	93.00%
KOTTAYAM	22	20	91.00%
MALAPPURAM	46	42	91.00%
ERNAKULAM	33	28	85.00%
KOZHIKODE	34	28	82.00%

Institutions where the reception module is either not started or not using

Hospital Name
Primary Health Centre Veli
Primary Health Centre Bharathannoor
Family Health Centre Malayadi

3.2 e-Health Performance - UHID Visits

UHID Visit % is calculated as (UHID Visits / Total Visit) *100



TVM district remains at position 8 in UHID Visits with nearly 27%.

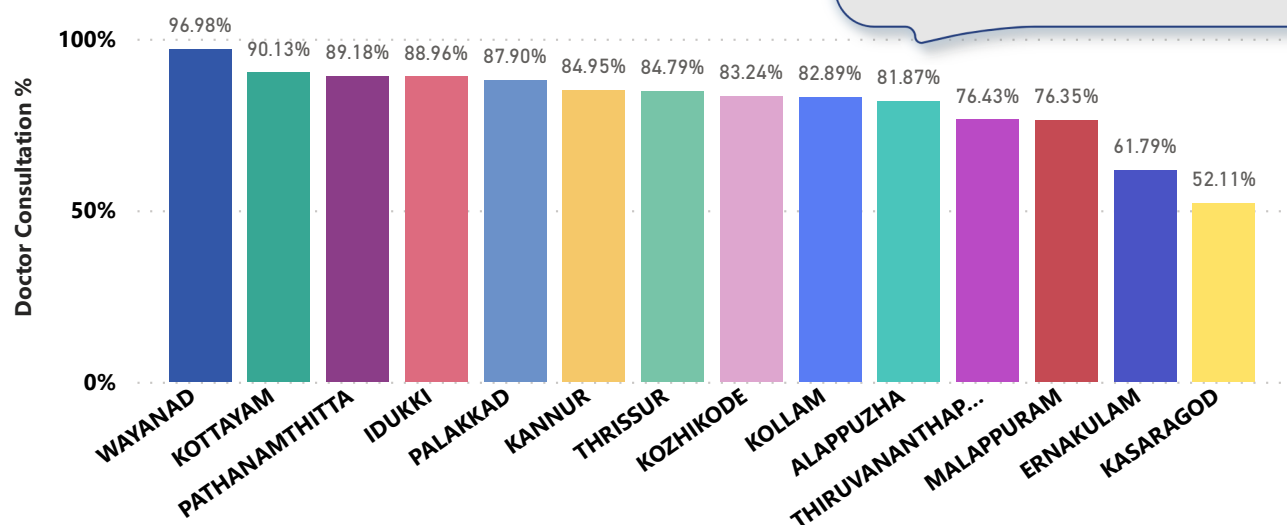
PHCs/FHCs/UPHCs based on UHID Visits

Institutions with atleast 100 UHID visits are listed here.

Hospital	UHID Visit %
Family Health Centre Anakudy	93.00%
Urban Health Centre Mannanthala	87.00%
Family Health Centre Karavaram	69.00%
Family Health Centre Kottukal	67.00%
Family Health Centre Pullampara	66.00%
Family Health Centre Veeranakavu	62.00%
Family Health Centre Parasuvaikkal Parasala	61.00%
Family Health Centre Maranalloor	54.00%
Family Health Centre Kallikkad New	52.00%
Family Health Centre Perumpazhuthoor	51.00%
Family Health Centre Amachal New	49.00%
Family Health Centre Tholicode	47.00%
Family Health Centre Boorhanad	46.00%

Hospital	UHID Visit %
Family Health Centre Kollayil	3.00%
Primary Health Centre Thonnakkal	6.00%
Family Health Centre Vembayam	7.00%
Family Health Centre Vettoor	7.00%
Primary Health Centre Kalliyoor	7.00%
Family Health Centre Chemmaruthy	8.00%
Family Health Centre Kadakampally	9.00%
Primary Health Centre Azhoor	10.00%
Family Health Centre Chemboor	11.00%
Family Health Centre Pangapara Integrated	11.00%
Family Health Centre Vattiyoor	11.00%
Family Health Centre Manickal	12.00%
Family Health Centre Boorhanad	12.00%

3.3 e-Health Performance - Doctor Consultation



TVM district is at position 11(down by 1) in OP consultation with nearly 76%.

Doctor Consultation Percentage in PHCs/FHCs/UPHCs

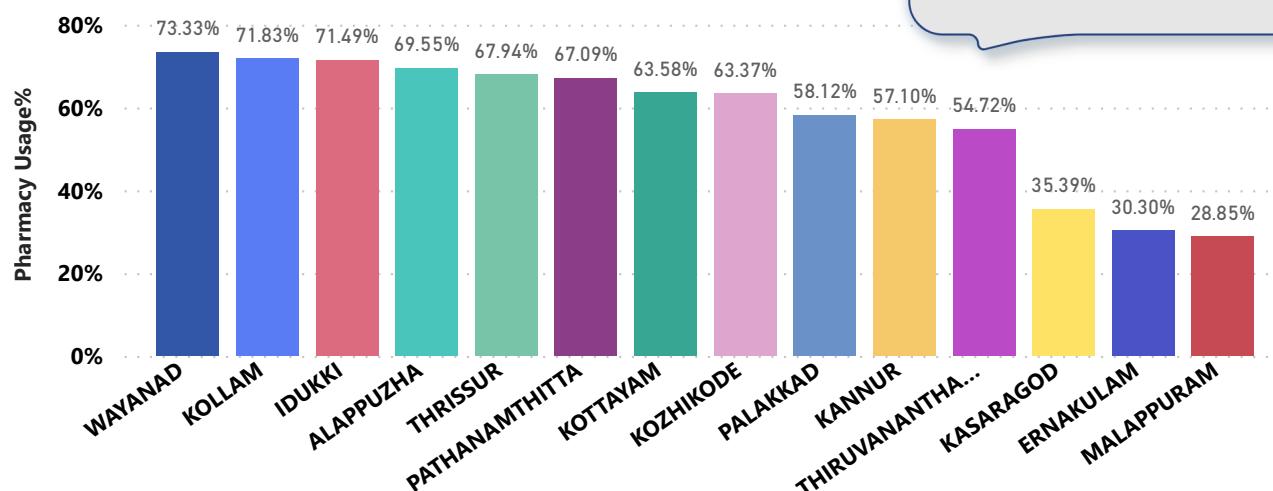
Hospital	Doctor Consultation %
Family Health Centre Amachal New	99.80%
Family Health Centre Poozhanad	99.54%
Primary Health Centre Vellayani	99.38%
Family Health Centre Kadakampally	99.09%
Family Health Centre Kuttichal	98.95%
Family Health Centre Anakudy	98.92%
Family Health Centre Vembayam	98.46%
Family Health Centre Aruvikkara	97.89%
Family Health Centre Kallikkad New	97.50%
Family Health Centre Vamanapuram	97.12%
Family Health Centre Mukkola	97.12%
Family Health Centre Manickal	96.99%
Family Health Centre Parasuvaikkal Parasala	96.76%
Urban Health Centre Mannanthala	94.78%

Hospital	Doctor Consultation %
Secretariat Health Centre Thiruvananthapuram	0.00%
Primary Health Centre Azhoor	5.10%
Family Health Centre Vettoor	11.51%
Family Health Centre Karavaram	18.88%
Family Health Centre Kollayil	24.01%
Family Health Centre Uzhamalakkal	33.71%
Family Health Centre Kattakada	44.19%
Family Health Centre Chemmaruthy	44.22%
Family Health Centre Chemboor	45.35%
Family Health Centre Peringammala	52.97%
Family Health Centre Kilimanoor	57.76%
Family Health Centre Thonipara	58.65%
Family Health Centre Pangapara Integrated	59.82%
Family Health Centre Mudakkal	66.55%

3.4 e-Health Performance - Pharmacy Usage in PHCs/FHCs/UPHCs

Pharmacy usage is calculated as (Pharmacy Prescription Count / Total Visits) *100

The TVM district stands at position 11 in Pharmacy Usage with nearly 55%.



Pharmacy Usage in PHCs/FHCs/UPHCs

Hospital	Pharmacy Usage %
Family Health Centre Panavoor	91.00%
Urban Health Centre Mannanthala	90.00%
Family Health Centre Mukkola	89.00%
Family Health Centre Parasuvaikkal Parasala	88.00%
Family Health Centre Poozhanad	87.00%
Family Health Centre Anakudy	85.00%
Family Health Centre Kadakampally	84.00%
Family Health Centre Kallikkad New	84.00%
Family Health Centre Pozhiyoor	84.00%
Family Health Centre Edava	83.00%
Family Health Centre Kuttichal	82.00%
Family Health Centre Manickal	82.00%
Family Health Centre Perumathura	81.00%

Hospital	Pharmacy Usage %
Family Health Centre Mudakkal	0.00%
Primary Health Centre Azhoor	0.00%
Secretariat Health Centre Thiruvananthapuram	0.00%
Family Health Centre Peringammala	6.00%
Family Health Centre Vettoor	10.00%
Family Health Centre Kattakada	14.00%
Family Health Centre Karavaram	18.00%
Family Health Centre Kollayil	18.00%
Family Health Centre Pulimath	20.00%
Family Health Centre Chemboor	22.00%
Family Health Centre Karode	22.00%
Family Health Centre Pangapara Integrated	27.00%

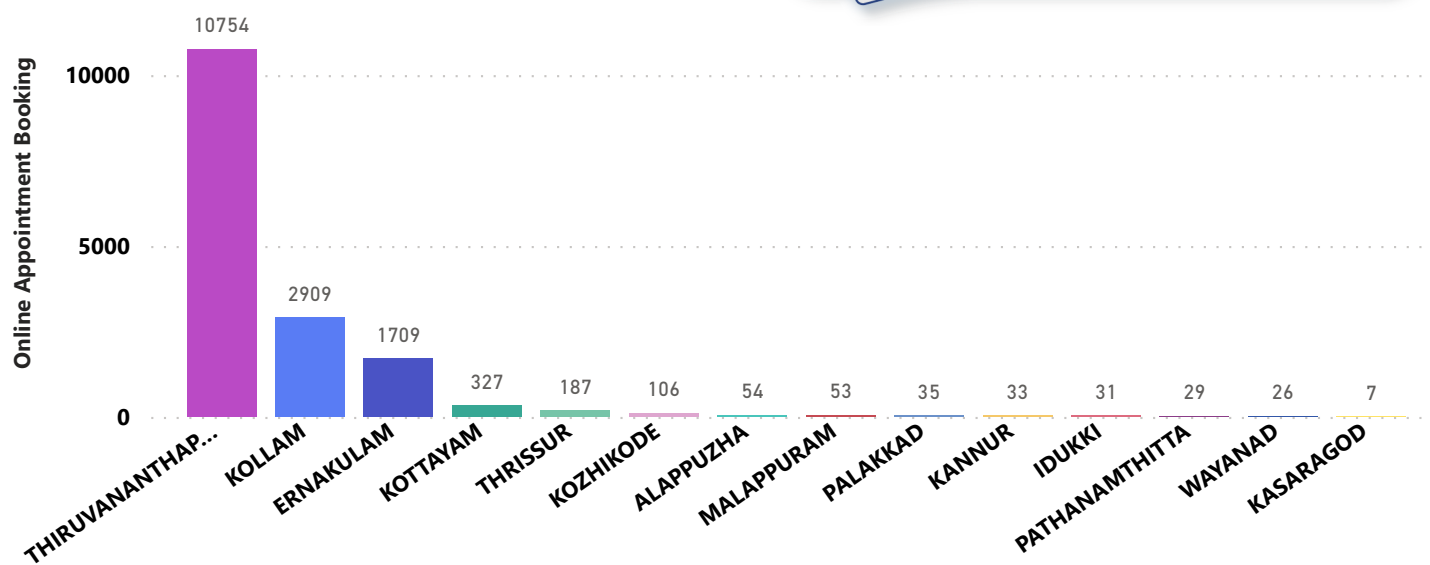
4. Status of Modules started in Hospitals

District wise status of live institutions and the count of various modules [Reception, OP Consultation, Lab, Pharmacy] started.

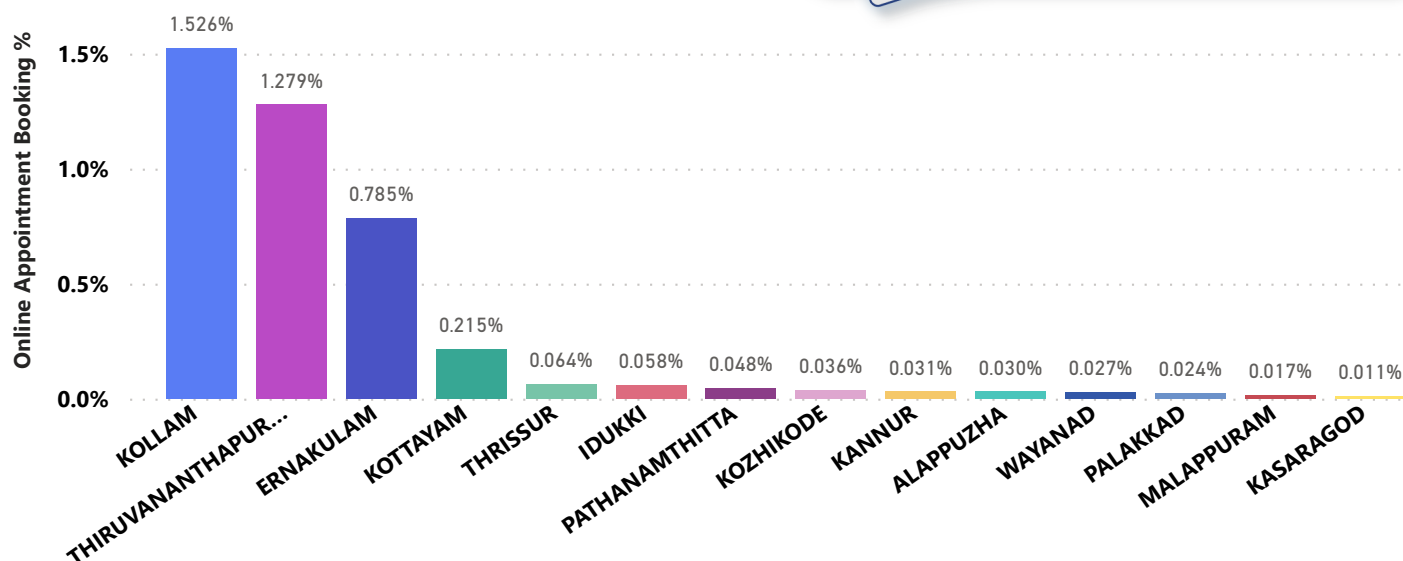
District Name	Live Institutions	Reception	Consultation	Lab	Pharmacy
THIRUVANANTHAPURAM	105	99 (94.3%)	94 (89.5%)	83 (79.%)	79 (75.2%)
THRISSUR	59	56 (94.9%)	53 (89.8%)	49 (83.1%)	53 (89.8%)
MALAPPURAM	49	45 (91.8%)	42 (85.7%)	20 (40.8%)	30 (61.2%)
KOZHIKODE	46	36 (78.3%)	34 (73.9%)	27 (58.7%)	28 (60.9%)
PALAKKAD	39	39 (100.%)	37 (94.9%)	32 (82.1%)	28 (71.8%)
ERNAKULAM	37	30 (81.1%)	29 (78.4%)	16 (43.2%)	21 (56.8%)
KANNUR	30	26 (86.7%)	26 (86.7%)	21 (70.%)	22 (73.3%)
KOTTAYAM	26	21 (80.8%)	21 (80.8%)	19 (73.1%)	20 (76.9%)
KOLLAM	23	23 (100.%)	23 (100.%)	23 (100.%)	23 (100.%)
ALAPPUZHA	21	21 (100.%)	19 (90.5%)	19 (90.5%)	18 (85.7%)
KASARAGOD	21	18 (85.7%)	18 (85.7%)	15 (71.4%)	16 (76.2%)
IDUKKI	19	18 (94.7%)	17 (89.5%)	11 (57.9%)	16 (84.2%)
PATHANAMTHITTA	19	18 (94.7%)	16 (84.2%)	13 (68.4%)	13 (68.4%)
WAYANAD	16	16 (100.%)	16 (100.%)	14 (87.5%)	15 (93.8%)
Total	510	466 (91.4%)	445 (87.3%)	362 (71.%)	382 (74.9%)

5. Percentage of Online Appointment Booking in Hospitals

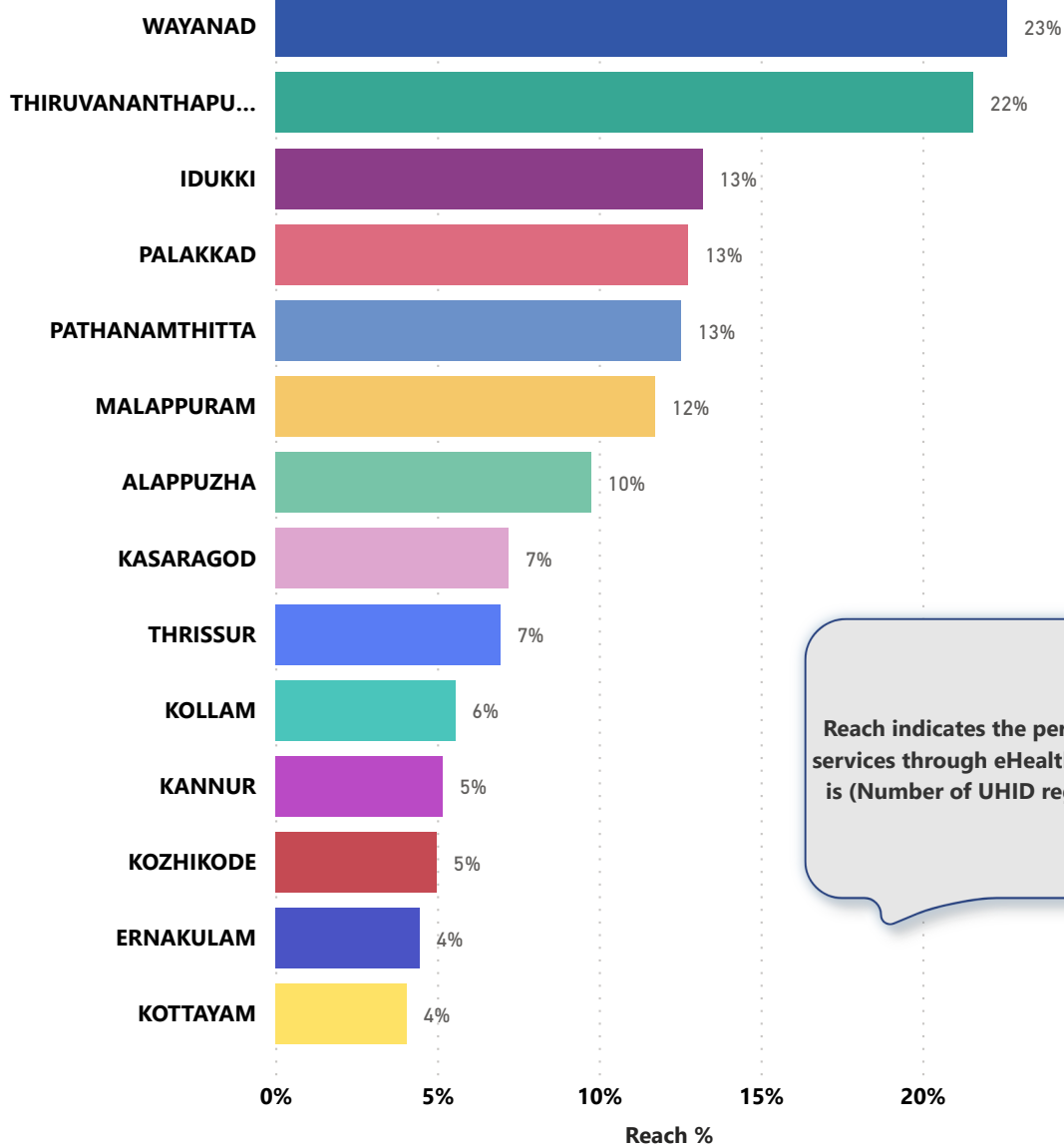
District-wise count of online appointments taken during the month of February '23. TVM district stands at first position in online appointment booking.



District-wise percentage of online appointment booking up on OP visits for the month of February '23. Calculation is performed as $(\text{Online Visits} / \text{OP Visits}) * 100 \%$.



6. eHealth Performance - Reach



Reach indicates the percentage of population availing services through eHealth. The formula used to calculate is $(\text{Number of UHID registered} / \text{Population}) * 100 \%$.

7. Public Health Survey Status

