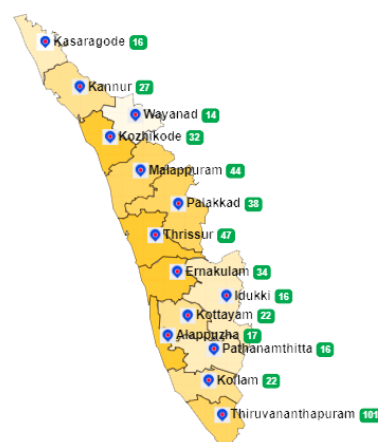


1. eHealth Kerala - Vital Statistics

Live Institutions	16
Medical College Hospitals	0
PHCs/FHCs	14
CHCs	0
DHs/GHs	1
PH Labs	0
Other(Inc UPHCs,Taluk Hospitals)	1



2. Highlights



- The district remains at position 1 in overall performance ranking of districts based on PHCs/FHCs/UPHCs.
- Reception module started in all Institutions.
- The district is at position 1 in reach rank which indicates UHID registration proportionate to the population.
- District is at :
 - position 1 in Doctor consultation with 96.98%.
 - position 1(up by 2) in Pharmacy Usage with 73%.



- District remains at position 5 in UHID Visits with 53.10%.
- The district is at position 13 in online appointment booking.
- The house survey completion status is 0.77% and member survey completion status is 0.03%.

3. eHealth - District Ranking Matrix Based on Performance of PHCs/FHCs/UPHCs

The ranking matrix showcase the district performance in providing eHealth services through PHCs/FHCs/UPHCs based on six different parameters. These parameters include whether the reception module is started or not, UHID Visits, Doctor Consultation, Pharmacy Usage, Lab Usage and number of Live Institutions. Based on the ranking, the districts are classified into three broad categories, the best performing districts, the average performing districts and the low performing districts.

The best performing districts should strive to continue to remain in the same position, whereas the average performing as well as the low performing districts should strive to reach to the 'top four' league.

The ranking matrix for the month of February '23 is given below:

District	Rank
WAYANAD	1
IDUKKI	2
KOLLAM	2
PALAKKAD	2
PATHANAMTHITTA	2
THIRUVANANTHAPURAM	2
ALAPPUZHA	3
THRISSUR	3
KOTTAYAM	4
KANNUR	5
KOZHIKODE	5
MALAPPURAM	6
KASARAGOD	7
ERNAKULAM	8

 Best performing
 Average performing
 Low performing

3. eHealth - Institution Level Ranking of PHCs/FHCs/UPHCs

Hospital	Rank
Family Health Centre Cheeral	1
Family Health Centre Chethalayam	1
Family Health Centre Meppady	1
Family Health Centre Poothadi	1
Family Health Centre Pozhuthana	1
Family Health Centre Vengapally	1
Family Health Centre Padinharethara	2
Family Health Centre Thondernad	2
Urban Primary Health Centre Kalpetta	2
Family Health Center Noolpuzha	3
Family Health Centre Kottathara	3
Family Health Centre Vellamunda	3
Family Health Centre Appappara	4
Family Health Centre Edavaka	4
Family Health Centre Ambalavayal	5

3.1 eHealth Performance - Reception Module

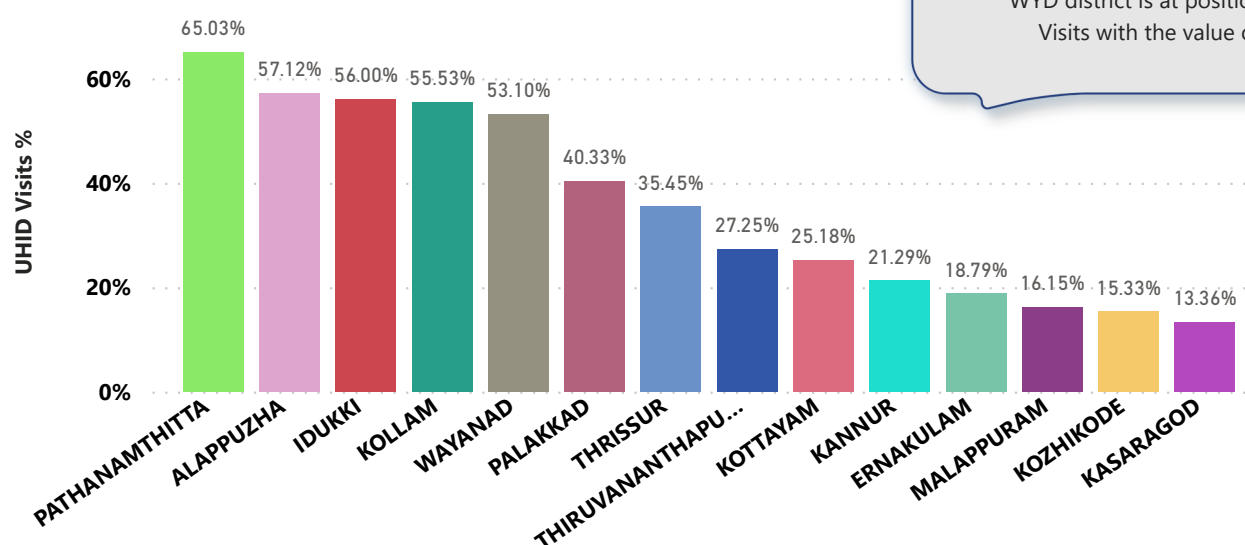
Reception Module is considered to be functional in a PHC/FHC/UPHC only if the number of total visits for the month is of minimum 500.

Reception module started at all PHCs/FHCs/UPHCs

District	PHC/FHC/UPHC Count	PHC/FHC/UPHC with Reception	% of PHC/FHC/UPHC with Reception
ALAPPUZHA	17	17	100.00%
KOLLAM	21	21	100.00%
PATHANAMTHITTA	17	17	100.00%
WAYANAD	15	15	100.00%
PALAKKAD	38	37	97.00%
THIRUVANANTHAPURAM	68	65	96.00%
THRISSUR	54	52	96.00%
KASARAGOD	19	18	95.00%
IDUKKI	17	16	94.00%
KANNUR	27	25	93.00%
KOTTAYAM	22	20	91.00%
MALAPPURAM	46	42	91.00%
ERNAKULAM	33	28	85.00%
KOZHIKODE	34	28	82.00%

3.2 e-Health Performance - UHID Visits

UHID Visit % is calculated as (UHID Visits / Total Visit) *100



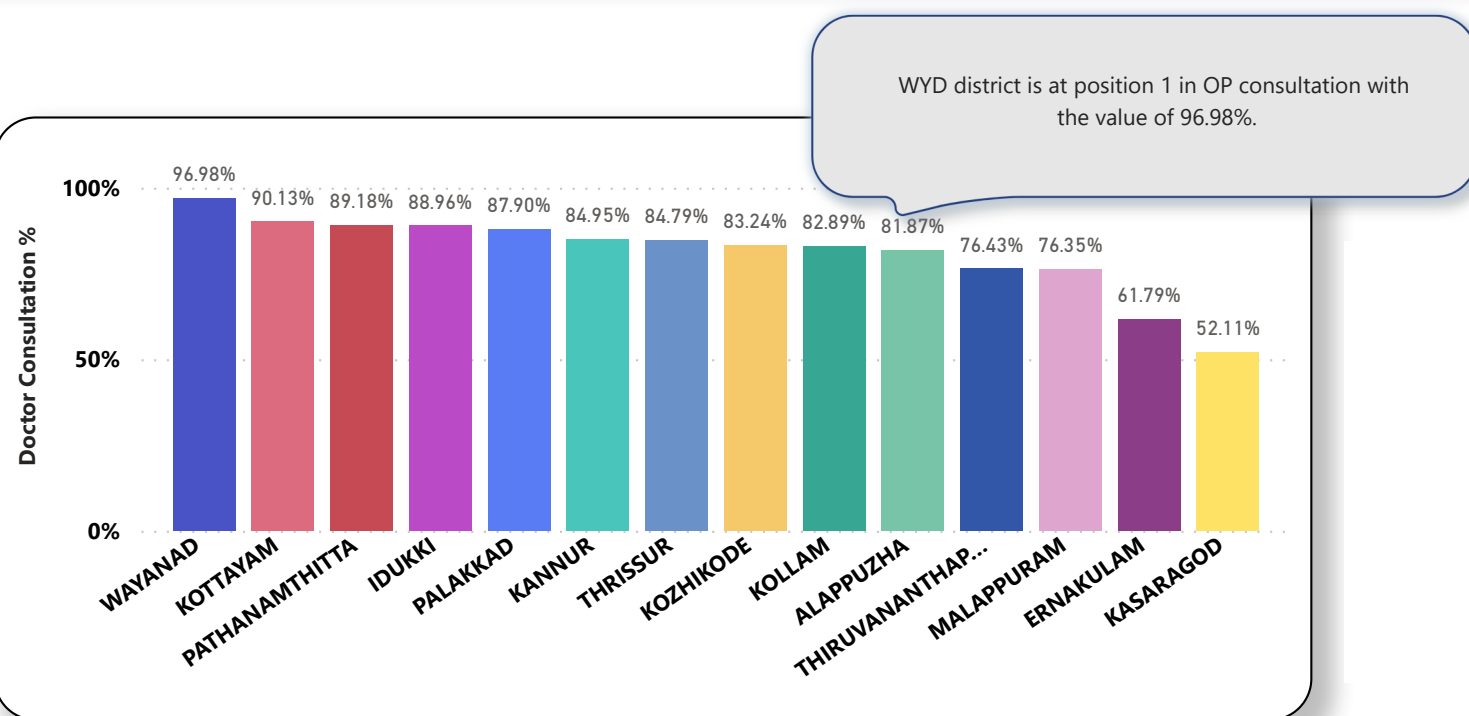
PHCs/FHCs/UPHCs based on UHID Visits

Institutions with atleast 100 UHID visits are listed here.

Hospital	UHID Visit %
Family Health Centre Pozhuthana	78.00%
Family Health Centre Kottathara	73.00%
Family Health Centre Chethalayam	71.00%
Family Health Centre Vengapally	70.00%
Family Health Centre Meppady	68.00%
Family Health Centre Cheeral	66.00%
Family Health Centre Padinharethara	65.00%
Family Health Centre Poothadi	61.00%
Urban Primary Health Centre Kalpetta	60.00%
Family Health Center Noolpuzha	55.00%
Family Health Centre Ambalavayal	48.00%

Hospital	UHID Visit %
Family Health Centre Vellamunda	25.00%
Family Health Centre Appappara	32.00%
Family Health Centre Edavaka	32.00%
Family Health Centre Thondernad	45.00%
Family Health Centre Ambalavayal	48.00%
Family Health Center Noolpuzha	55.00%
Urban Primary Health Centre Kalpetta	60.00%
Family Health Centre Poothadi	61.00%
Family Health Centre Padinharethara	65.00%
Family Health Centre Cheeral	66.00%
Family Health Centre Meppady	68.00%

3.3 e-Health Performance - Doctor Consultation



Doctor Consultation Percentage in PHCs/FHCs/UPHCs

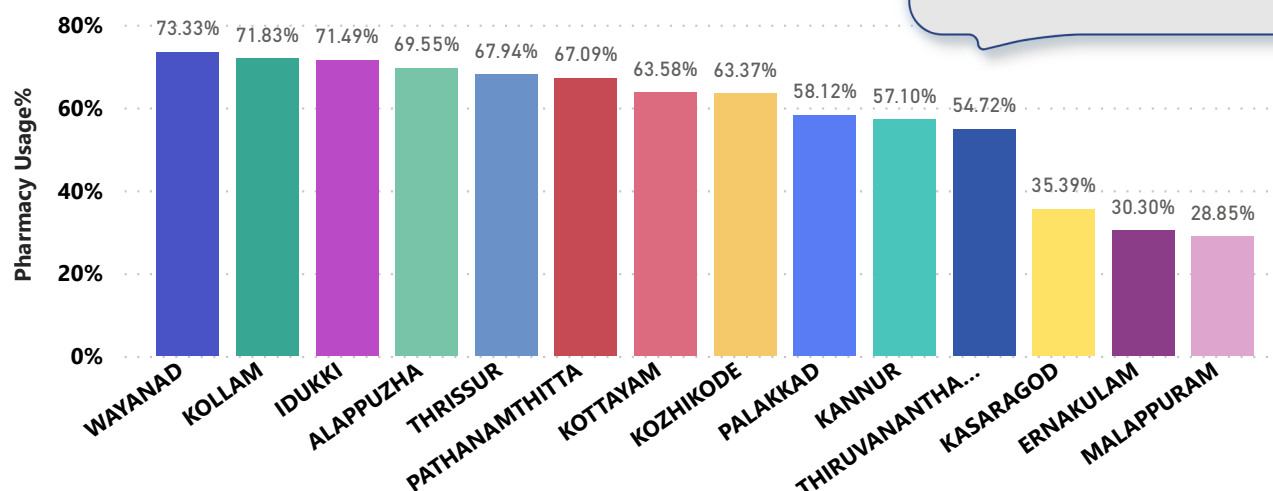
Hospital	Doctor Consultation %
Family Health Centre Poothadi	99.81%
Family Health Centre Cheeral	99.43%
Family Health Centre Vellamunda	99.08%
Family Health Centre Vengapally	98.98%
Family Health Centre Ambalavayal	98.89%
Family Health Centre Edavaka	98.02%
Family Health Centre Kottathara	97.25%
Family Health Centre Meppady	97.08%
Family Health Centre Pozhuthana	96.54%
Family Health Centre Thondernad	95.62%
Family Health Centre Chethalayam	95.20%
Family Health Centre Appappara	94.05%
Family Health Center Noolpuzha	93.48%
Urban Primary Health Centre Kalpetta	91.79%

Hospital	Doctor Consultation %
Family Health Centre Padinharethara	91.07%
Urban Primary Health Centre Kalpetta	91.79%
Family Health Center Noolpuzha	93.48%
Family Health Centre Appappara	94.05%
Family Health Centre Chethalayam	95.20%
Family Health Centre Thondernad	95.62%
Family Health Centre Pozhuthana	96.54%
Family Health Centre Meppady	97.08%
Family Health Centre Kottathara	97.25%
Family Health Centre Edavaka	98.02%
Family Health Centre Ambalavayal	98.89%
Family Health Centre Vengapally	98.98%
Family Health Centre Vellamunda	99.08%
Family Health Centre Cheeral	99.43%

3.4 e-Health Performance - Pharmacy Usage in PHCs/FHCs/UPHCs

Pharmacy usage is calculated as (Pharmacy Prescription Count / Total Visits) *100

The WYD district is at position 1 in Pharmacy Usage with 73.33%



Pharmacy Usage in PHCs/FHCs/UPHCs

Hospital	Pharmacy Usage %
Family Health Centre Vengapally	92.00%
Family Health Centre Poothadi	90.00%
Family Health Centre Kottathara	87.00%
Family Health Centre Vellamunda	86.00%
Family Health Centre Cheeral	85.00%
Family Health Centre Meppady	84.00%
Urban Primary Health Centre Kalpetta	84.00%
Family Health Centre Thondernad	83.00%
Family Health Centre Chethalayam	81.00%
Family Health Centre Pozhuthana	81.00%
Family Health Center Noolpuzha	79.00%
Family Health Centre Edavaka	78.00%
Family Health Centre Padinharethara	76.00%
Family Health Centre Appappara	75.00%

Hospital	Pharmacy Usage %
Family Health Centre Ambalavayal	15.00%
Family Health Centre Appappara	75.00%
Family Health Centre Padinharethara	76.00%
Family Health Centre Edavaka	78.00%
Family Health Center Noolpuzha	79.00%
Family Health Centre Chethalayam	81.00%
Family Health Centre Pozhuthana	81.00%
Family Health Centre Thondernad	83.00%
Family Health Centre Meppady	84.00%
Urban Primary Health Centre Kalpetta	84.00%
Family Health Centre Cheeral	85.00%
Family Health Centre Vellamunda	86.00%
Family Health Centre Kottathara	87.00%

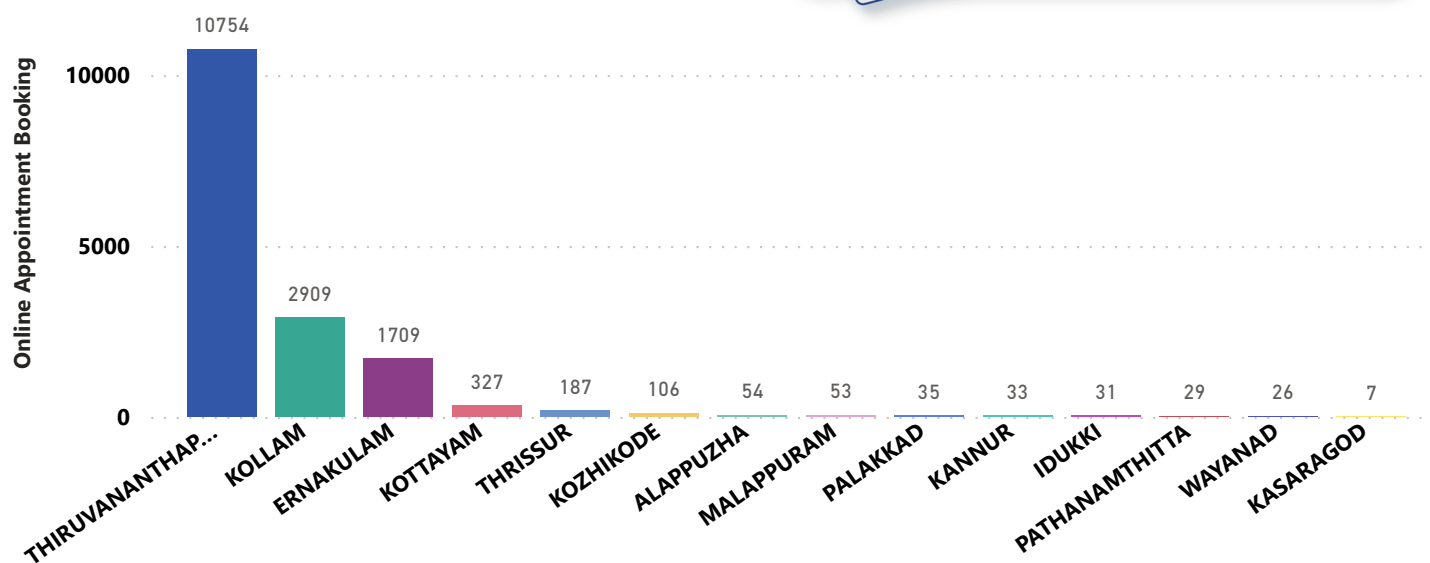
4. Status of Modules started in Hospitals

District wise status of live institutions and the count of various modules [Reception, OP Consultation, Lab, Pharmacy] started.

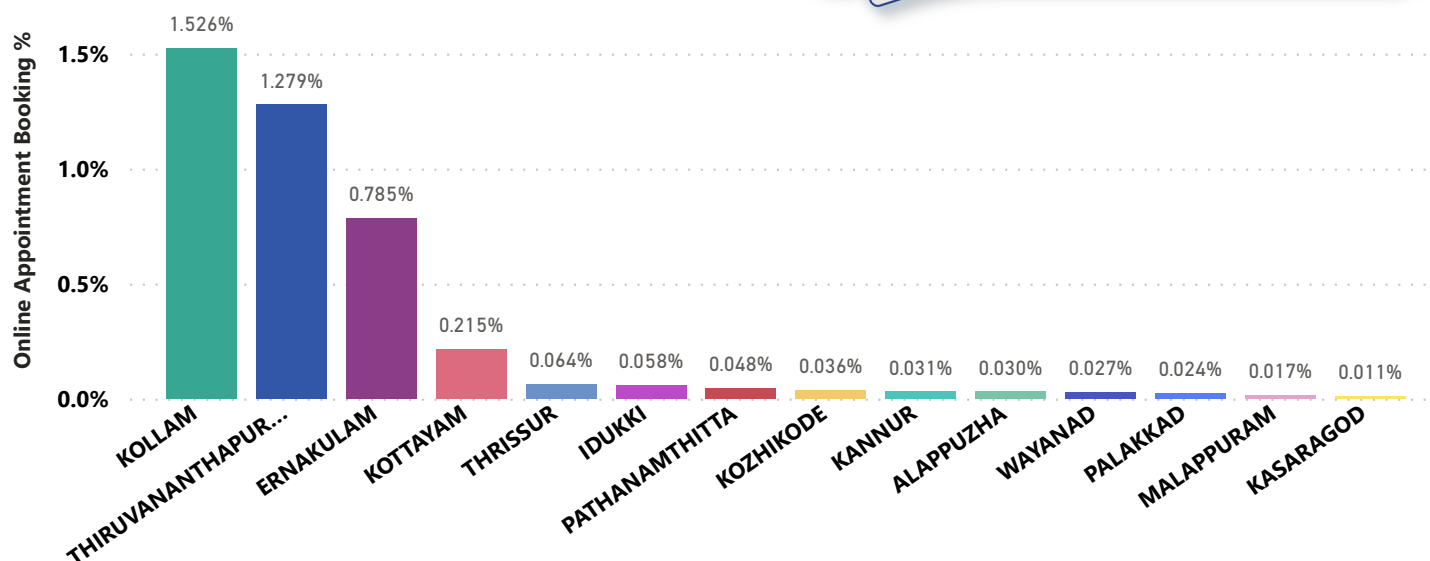
District Name	Live Institutions	Reception	Consultation	Lab	Pharmacy
THIRUVANANTHAPURAM	105	99 (94.3%)	94 (89.5%)	83 (79.%)	79 (75.2%)
THRISSUR	59	56 (94.9%)	53 (89.8%)	49 (83.1%)	53 (89.8%)
MALAPPURAM	49	45 (91.8%)	42 (85.7%)	20 (40.8%)	30 (61.2%)
KOZHIKODE	46	36 (78.3%)	34 (73.9%)	27 (58.7%)	28 (60.9%)
PALAKKAD	39	39 (100.%)	37 (94.9%)	32 (82.1%)	28 (71.8%)
ERNAKULAM	37	30 (81.1%)	29 (78.4%)	16 (43.2%)	21 (56.8%)
KANNUR	30	26 (86.7%)	26 (86.7%)	21 (70.%)	22 (73.3%)
KOTTAYAM	26	21 (80.8%)	21 (80.8%)	19 (73.1%)	20 (76.9%)
KOLLAM	23	23 (100.%)	23 (100.%)	23 (100.%)	23 (100.%)
ALAPPUZHA	21	21 (100.%)	19 (90.5%)	19 (90.5%)	18 (85.7%)
KASARAGOD	21	18 (85.7%)	18 (85.7%)	15 (71.4%)	16 (76.2%)
IDUKKI	19	18 (94.7%)	17 (89.5%)	11 (57.9%)	16 (84.2%)
PATHANAMTHITTA	19	18 (94.7%)	16 (84.2%)	13 (68.4%)	13 (68.4%)
WAYANAD	16	16 (100.%)	16 (100.%)	14 (87.5%)	15 (93.8%)
Total	510	466 (91.4%)	445 (87.3%)	362 (71.%)	382 (74.9%)

5. Percentage of Online Appointment Booking in Hospitals

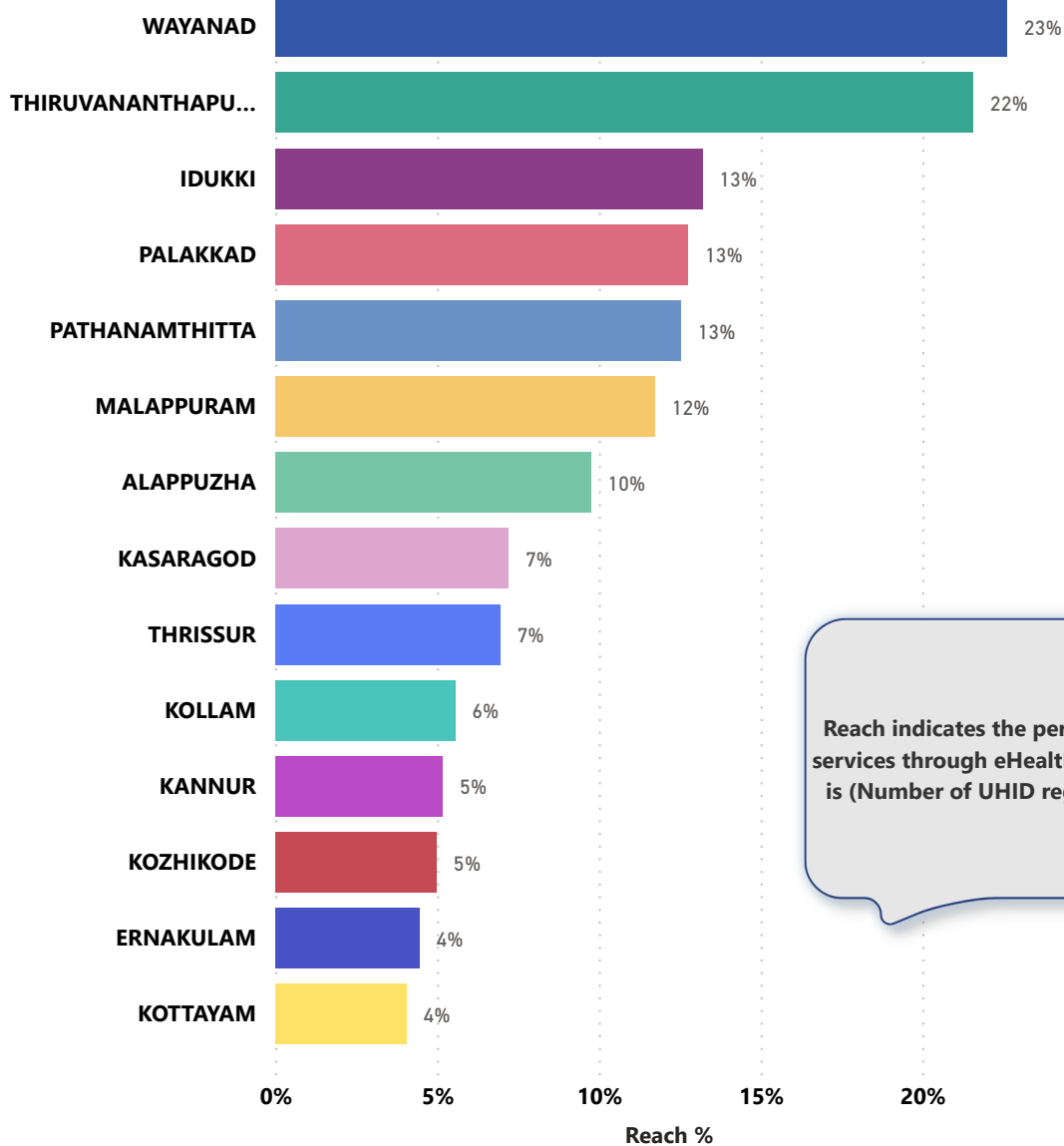
District-wise count of Online appointments taken during the month of February '23. WYD district is at position 13(2 positions down) in online appointment booking.



District-wise percentage of online appointment booking up on OP visits for the month of February '23. Calculation is performed as (Online Visits / OP Visits) * 100 %.



6. eHealth Performance - Reach



Reach indicates the percentage of population availing services through eHealth. The formula used to calculate is $(\text{Number of UHID registered} / \text{Population}) * 100 \%$.

7. Public Health Survey Status

