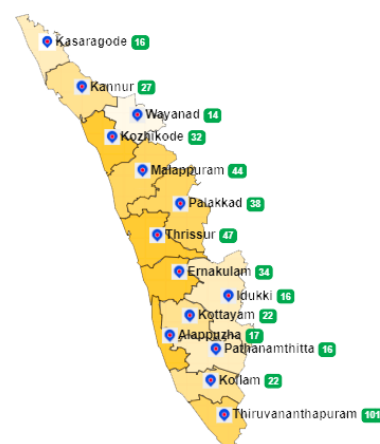


1. eHealth Kerala - Vital Statistics

Live Institutions	36
Medical College Hospitals	1
PHCs/FHCs	28
CHCs	0
DHs/GHs	1
PH Labs	0
Other(Inc UPHCs,Taluk Hospitals)	6



2. Highlights



- The reception module is functional in 26 of the 33PHCs/FHCs/UPHCs of the Ernakulam district.
- The Ernakulam District is at last position (down by 1) in the overall performance ranking of districts based on PHCs/FHCs/UPHCs.
- The district remains at position 3 in online appointment booking.



- District remains at :
 - position 11 in UHID Visits (19%) .
 - position 14(down by 1) in Pharmacy Usage(27%, up by 1%).
- The district moved from position 12 to position 13 in Doctor Consultation(61%, up by 1%).
- The district remains at 13th position in reach rank which indicates UHID registration proportionate to the population.
- The district is at position 8 in house survey completion (2.19%) and at position 12 in member survey completion (0.01%).

3. eHealth - District Ranking Matrix Based on Performance of PHCs/FHCs/UPHCs

The ranking matrix showcase the district performance in providing eHealth services through PHCs/FHCs/UPHCs based on six different parameters. These parameters include whether the reception module is started or not, UHID Visits, Doctor Consultation, Pharmacy Usage, Lab Usage and number of Live Institutions. Based on the ranking, the districts are classified into three broad categories, the best performing districts, the average performing districts and the low performing districts.

The best performing districts should strive to continue to remain in the same position, whereas the average performing as well as the low performing districts should strive to reach to the 'top four' league.

The ranking matrix for the month of January '23 is given below:

District	Rank
WAYANAD	1
IDUKKI	2
KOLLAM	2
PATHANAMTHITTA	2
THIRUVANANTHAPURAM	2
ALAPPUZHA	3
PALAKKAD	3
KOTTAYAM	4
THRISSUR	4
KANNUR	5
KOZHIKODE	5
KASARAGOD	6
MALAPPURAM	7
ERNAKULAM	8

 Best performing
 Average performing
 Low performing

3. eHealth - Institution Level Ranking of PHCs/FHCs/UPHCs

Hospital	Rank
Family Health Centre Eroor	1
Family Health Centre Maneed	1
Family Health Centre Kadavoor	2
Family Health Centre Munambam	3
Family Health Centre Kottappady	4
Urban Primary Health Centre Kennadimukku	4
Family Health Centre Karumallor	5
Urban Primary Health Centre Moolamkuzhy	5
Family Health Centre Cheranelloore	6
Family Health Centre Mazhuvannoor	6
Family Health Centre Thirumarady	6
Family Health Centre Chittattukara	7
Family Health Centre Manjapra	7
Family Health Centre Thiruvaniyoor	7
Family Health Centre Ayyampuzha	8
Family Health Centre Chowara	8
Family Health Centre Gothuruth	8
Family Health Centre Kodanad	8
Family Health Centre Neriyamangalam	8
Family Health Centre Vazhakulam	8
Family Health Centre Chellanam	9
Family Health Centre Edavanakkad	9
Family Health Centre Koonammavu	9
Family Health Centre Kuttampuzha	9
Family Health Centre Mulavukad	9
Family Health Centre Rayamangalam	9
Family Health Centre Paipra	10
Family Health Centre Alangad	11
Family Health Centre Okkal	11

3.1 eHealth Performance - Reception Module

Reception Module is considered to be functional in a PHC/FHC/UPHC only if the number of total visits for the month is of minimum 500.

The reception module is functional in 26 of the 33 PHCs/FHCs/UPHCs of the Kottayam district.

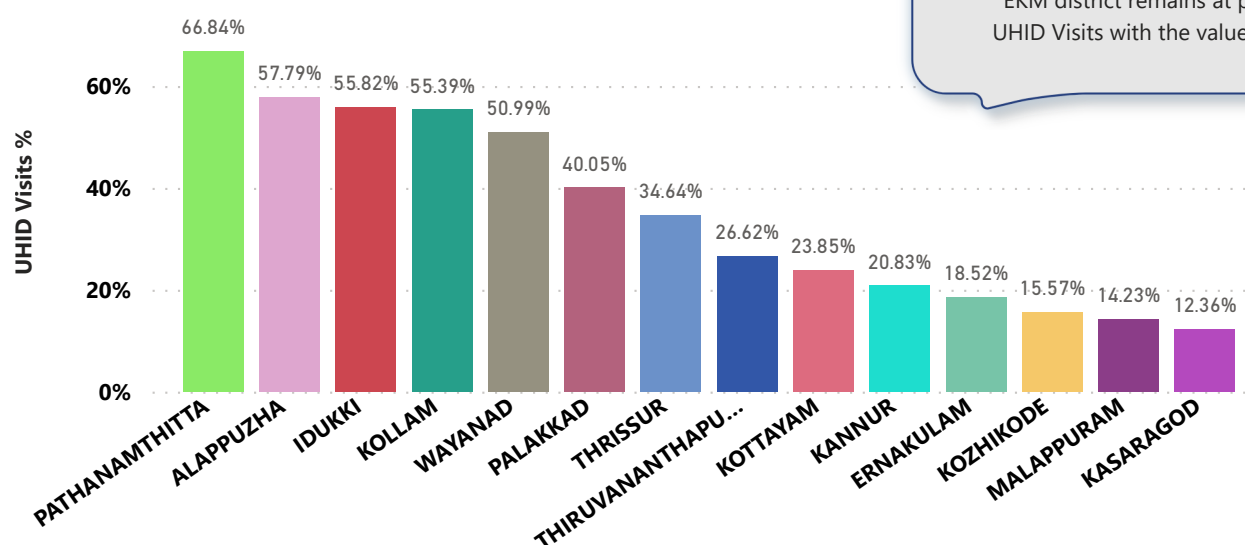
District	PHC/FHC/UPHC Count	PHC/FHC/UPHC with Reception	% of PHC/FHC/UPHC with Reception
ALAPPUZHA	17	17	100.00%
KASARAGOD	19	19	100.00%
KOLLAM	21	21	100.00%
WAYANAD	15	15	100.00%
PALAKKAD	38	37	97.00%
THIRUVANANTHAPURAM	68	65	96.00%
IDUKKI	17	16	94.00%
PATHANAMTHITTA	17	16	94.00%
THRISSUR	54	51	94.00%
KANNUR	27	25	93.00%
KOZHIKODE	30	28	93.00%
KOTTAYAM	22	20	91.00%
MALAPPURAM	46	41	89.00%
ERNAKULAM	33	26	79.00%

Institutions where the reception module is either not started or not using

Hospital Name
Family Health Centre Alangad
Family Health Centre Nayarambalm
Family Health Centre Okkal
Family Health Centre Paipra
Urban Primary Health Centre Elamanthoppu
Urban Primary Health Centre Thammanam
Urban Primary Health Centre Vattekunnam

3.2 e-Health Performance - UHID Visits

UHID Visit % is calculated as (UHID Visits / Total Visit) *100



EKM district remains at position 11 in UHID Visits with the value of nearly 19%

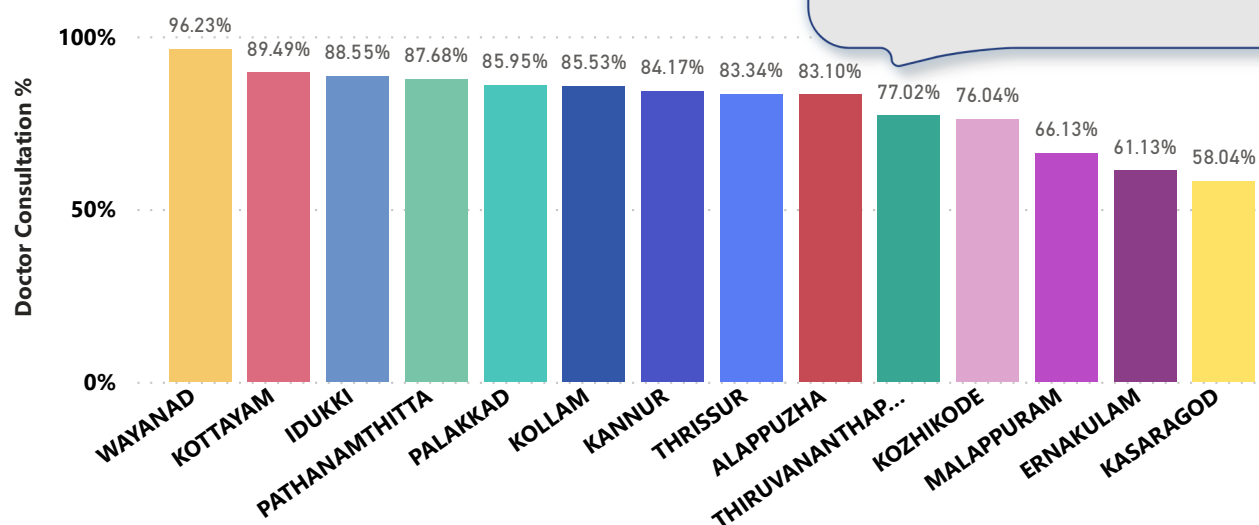
PHCs/FHCs/UPHCs based on UHID Visits

Institutions with atleast 100 UHID visits are listed here.

Hospital	UHID Visit %
Family Health Centre Munambam	77.00%
Family Health Centre Eroor	60.00%
Family Health Centre Kadavoor	56.00%
Family Health Centre Maneed	49.00%
Family Health Centre Thirumarady	48.00%
Family Health Centre Neriyanamangalam	30.00%
Family Health Centre Chittattukara	24.00%
Family Health Centre Kottappady	22.00%
Family Health Centre Cheranelloore	19.00%
Family Health Centre Mazhuvannoor	16.00%
Family Health Centre Thiruvaniyoor	16.00%

Hospital	UHID Visit %
Family Health Centre Kodanad	3.00%
Family Health Centre Rayamangalam	3.00%
Family Health Centre Koonammavu	4.00%
Family Health Centre Mulavukad	5.00%
Urban Primary Health Centre Kennadimukku	6.00%
Family Health Centre Edavanakkad	7.00%
Family Health Centre Manjapra	10.00%
Urban Primary Health Centre Moolamkuzhy	11.00%
Family Health Centre Vazhakulam	15.00%
Family Health Centre Mazhuvannoor	16.00%

3.3 e-Health Performance - Doctor Consultation



Doctor Consultation Percentage in PHCs/FHCs/UPHCs

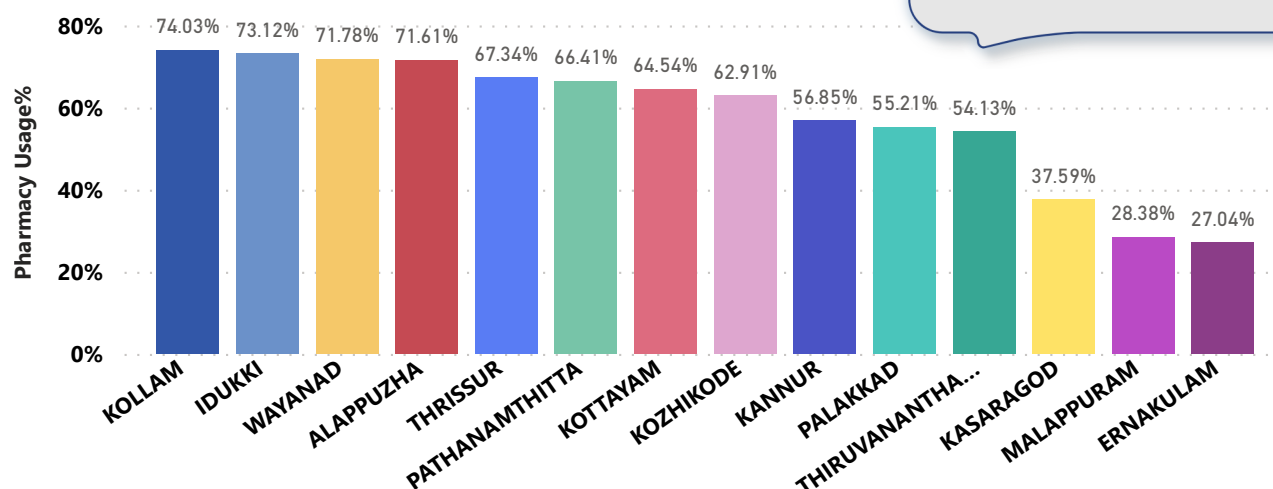
Hospital	Doctor Consultation %
Family Health Centre Mazhuvannoor	98.69%
Family Health Centre Eroor	96.94%
Family Health Centre Kadavoor	93.65%
Family Health Centre Maneed	92.61%
Family Health Centre Cheranelloore	90.62%
Family Health Centre Manjapra	87.48%
Urban Primary Health Centre Moolamkuzhy	85.04%
Family Health Centre Munambam	78.45%
Family Health Centre Kottappady	76.53%
Urban Primary Health Centre Kennadimukku	74.83%
Family Health Centre Vazhakulam	73.55%
Family Health Centre Chittattukara	66.93%
Family Health Centre Thiruvaniyoor	62.59%
Family Health Centre Kodanad	61.36%

Hospital	Doctor Consultation %
Family Health Centre Edavanakkad	0.00%
Family Health Centre Mulavukad	0.05%
Family Health Centre Neriya Mangalam	10.76%
Family Health Centre Koonammavu	36.82%
Family Health Centre Rayamangalam	48.35%
Family Health Centre Thirumarady	50.60%
Family Health Centre Kodanad	61.36%
Family Health Centre Thiruvaniyoor	62.59%
Family Health Centre Chittattukara	66.93%
Family Health Centre Vazhakulam	73.55%
Urban Primary Health Centre Kennadimukku	74.83%
Family Health Centre Kottappady	76.53%
Family Health Centre Munambam	78.45%
Urban Primary Health Centre Moolamkuzhy	85.04%

3.4 e-Health Performance - Pharmacy Usage in PHCs/FHCs/UPHCs

Pharmacy usage is calculated as (Pharmacy Prescription Count / Total Visits) *100

The EKM district stands remains at position 14 in Pharmacy Usage with 27%(up by 1%).



Pharmacy Usage in PHCs/FHCs/UPHCs

Hospital	Pharmacy Usage %
Family Health Centre Eroor	83.00%
Family Health Centre Kadavoor	80.00%
Family Health Centre Maneed	79.00%
Family Health Centre Kottappady	77.00%
Urban Primary Health Centre Moolamkuzhy	72.00%
Urban Primary Health Centre Kennadimukku	68.00%
Family Health Centre Munambam	62.00%
Family Health Centre Thiruvaniyoor	34.00%
Family Health Centre Vazhakulam	34.00%
Family Health Centre Mazhuvannoor	21.00%
Family Health Centre Thirumarady	18.00%
Family Health Centre Kodanad	16.00%

Hospital	Pharmacy Usage %
Family Health Centre Chittattukara	0.00%
Family Health Centre Edavanakkad	0.00%
Family Health Centre Manjapra	0.00%
Family Health Centre Mulavukad	0.00%
Family Health Centre Neriyamangalam	0.00%
Family Health Centre Rayamangalam	0.00%
Family Health Centre Koonammavu	1.00%
Family Health Centre Cheranelloore	5.00%
Family Health Centre Kodanad	16.00%
Family Health Centre Thirumarady	18.00%
Family Health Centre Mazhuvannoor	21.00%
Family Health Centre Thiruvaniyoor	34.00%
Family Health Centre Vazhakulam	34.00%

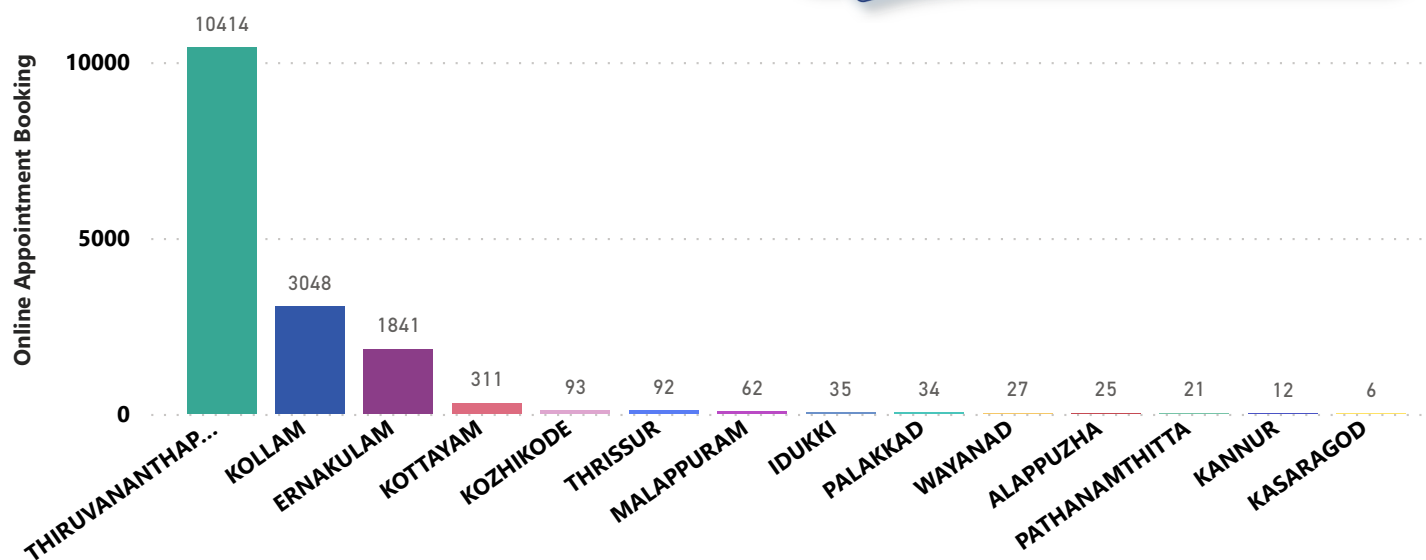
4. Status of Modules started in Hospitals

District wise status of live institutions and the count of various modules [Reception, OP Consultation, Lab, Pharmacy] started.

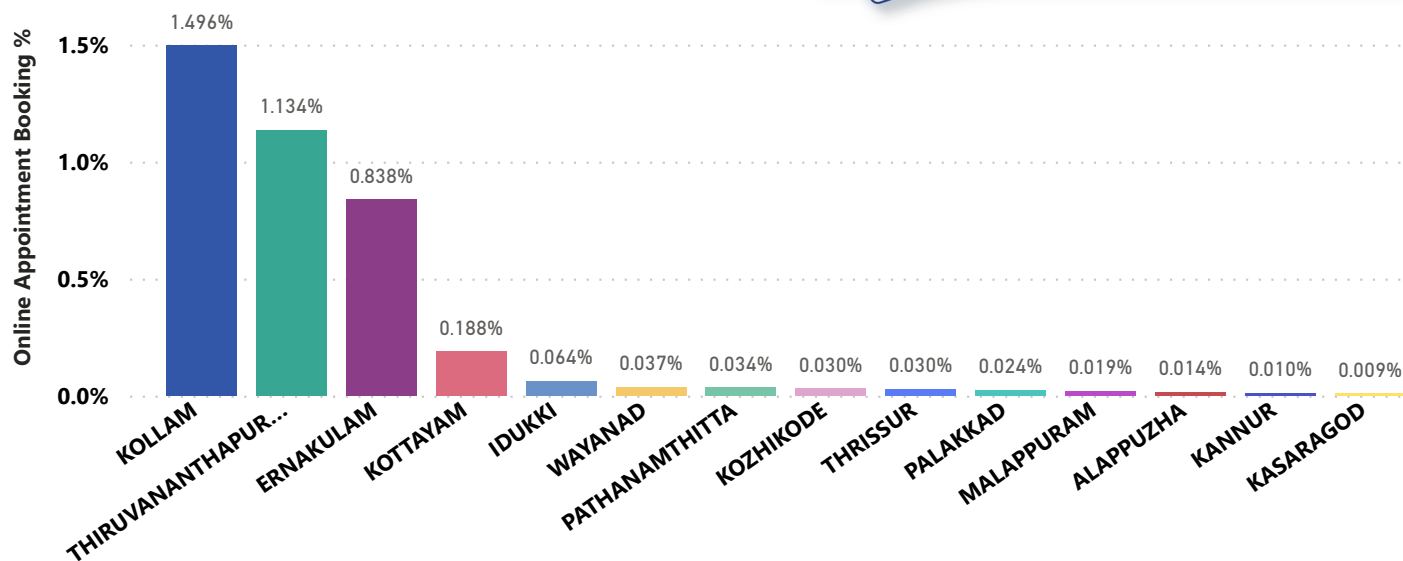
District Name	Live Institutions	Reception	Consultation	Lab	Pharmacy
THIRUVANANTHAPURAM	105	99 (94.3%)	94 (89.5%)	83 (79.%)	79 (75.2%)
THRISSUR	59	56 (94.9%)	54 (91.5%)	49 (83.1%)	53 (89.8%)
MALAPPURAM	49	44 (89.8%)	42 (85.7%)	20 (40.8%)	21 (42.9%)
KOZHIKODE	42	36 (85.7%)	30 (71.4%)	25 (59.5%)	25 (59.5%)
PALAKKAD	39	39 (100.%)	36 (92.3%)	32 (82.1%)	24 (61.5%)
ERNAKULAM	36	28 (77.8%)	25 (69.4%)	13 (36.1%)	19 (52.8%)
KANNUR	30	26 (86.7%)	25 (83.3%)	22 (73.3%)	22 (73.3%)
KOTTAYAM	26	21 (80.8%)	21 (80.8%)	17 (65.4%)	20 (76.9%)
KOLLAM	23	23 (100.%)	23 (100.%)	23 (100.%)	23 (100.%)
ALAPPUZHA	21	20 (95.2%)	19 (90.5%)	17 (81.%)	18 (85.7%)
KASARAGOD	20	19 (95.%)	18 (90.%)	14 (70.%)	16 (80.%)
IDUKKI	19	18 (94.7%)	17 (89.5%)	11 (57.9%)	16 (84.2%)
PATHANAMTHITTA	19	18 (94.7%)	16 (84.2%)	13 (68.4%)	13 (68.4%)
WAYANAD	16	16 (100.%)	15 (93.8%)	15 (93.8%)	15 (93.8%)
Total	504	463 (91.9%)	435 (86.3%)	354 (70.2%)	364 (72.2%)

5. Percentage of Online Appointment Booking in Hospitals

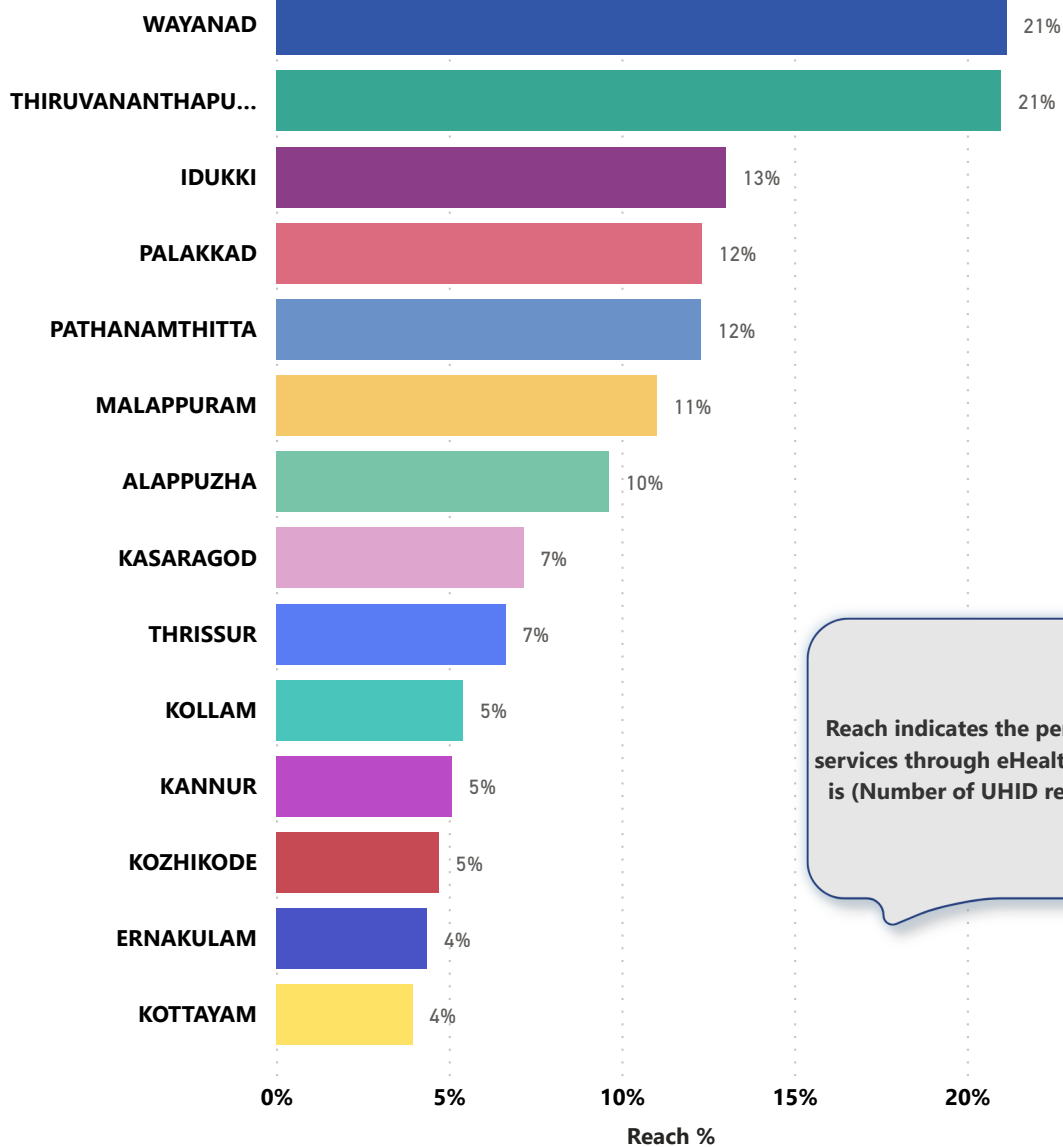
District-wise count of Online appointments taken during the month of January '23. EKM district remains at 3rd position in online appointment booking.



District-wise percentage of online appointment booking up on OP visits for the month of January '23. Calculation is performed as (Online Visits / OP Visits) * 100 %.



6. eHealth Performance - Reach



Reach indicates the percentage of population availing services through eHealth. The formula used to calculate is $(\text{Number of UHID registered} / \text{Population}) * 100 \%$.

7. Public Health Survey Status

