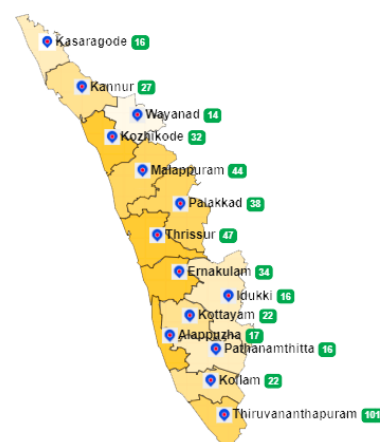


1. eHealth Kerala - Vital Statistics

Live Institutions	19
Medical College Hospitals	0
PHCs/FHCs	16
CHCs	1
DHs/GHs	0
PH Labs	0
Other(Inc UPHCs,Taluk Hospitals)	2



2. Highlights



- The Idukki district stands at position 2(down by 1) in the overall performance ranking of districts based on PHCs/FHCs/UPHCs.
- The reception module started in 16 out of 17 PHCs/FHCs/UPHCs.
- The district is at position 2 in the house survey completion (43.25%) and at position 5 in member survey completion (0.13%).
- The Idukki district remains at
 - position 3 in UHID visits with 56%(up by 1%).
 - position 2 in Pharmacy Usage with 73%(up by 1%).
- The district remains at position 3 in reach rank which indicates UHID registration proportionate to the population.



- The Idukki district moved from position 2 to position 3 in OP consultation with 88%(1% down).
- Idukki district stands at position 8 (up by 1) in online appointment booking.




3. eHealth - District Ranking Matrix Based on Performance of PHCs/FHCs/UPHCs

The ranking matrix showcase the district performance in providing eHealth services through PHCs/FHCs/UPHCs based on six different parameters. These parameters include whether the reception module is started or not, UHID Visits, Doctor Consultation, Pharmacy Usage, Lab Usage and number of Live Institutions. Based on the ranking, the districts are classified into three broad categories, the best performing districts, the average performing districts and the low performing districts.

The best performing districts should strive to continue to remain in the same position, whereas the average performing as well as the low performing districts should strive to reach to the 'top four' league.

The ranking matrix for the month of January '23 is given below:

District	Rank
WAYANAD	1
IDUKKI	2
KOLLAM	2
PATHANAMTHITTA	2
THIRUVANANTHAPURAM	2
ALAPPUZHA	3
PALAKKAD	3
KOTTAYAM	4
THRISSUR	4
KANNUR	5
KOZHIKODE	5
KASARAGOD	6
MALAPPURAM	7
ERNAKULAM	8

 Best performing
 Average performing
 Low performing

3. eHealth - Institution Level Ranking of PHCs/FHCs/UPHCs

Hospital	Rank
Family Health Centre Alakode	1
Family Health Centre Elamdesom	1
Family Health Centre Kumaramangalam	1
Family Health Centre Kumily	2
Family Health Centre Rajakumary	2
Family Health Centre Kanchiyar	3
Family Health Centre Udumbanchola	3
Family Health Centre Karimkunnam	4
Family Health Centre Bison Valley	5
Family Health Centre Kudayathur	5
Family Health Centre Mariyapuram	6
Family Health Centre Peruvanthanam	6
Family Health Centre Konnathady	7
Family Health Centre Vattavada	7
Family Health Centre Kamakshy	8
Urban Primary Health Centre Parakkadavu	8
Family Health Centre Arakulam	9

3.1 eHealth Performance - Reception Module

Reception Module is considered to be functional in a PHC/FHC/UPHC only if the number of total visits for the month is of minimum 500.

The reception module is functional in 16 of the 17 PHCs/FHCs/UPHCs of the Kottayam district.

District	PHC/FHC/UPHC Count	PHC/FHC/UPHC with Reception	% of PHC/FHC/UPHC with Reception
ALAPPUZHA	17	17	100.00%
KASARAGOD	19	19	100.00%
KOLLAM	21	21	100.00%
WAYANAD	15	15	100.00%
PALAKKAD	38	37	97.00%
THIRUVANANTHAPURAM	68	65	96.00%
IDUKKI	17	16	94.00%
PATHANAMTHITTA	17	16	94.00%
THRISSUR	54	51	94.00%
KANNUR	27	25	93.00%
KOZHIKODE	30	28	93.00%
KOTTAYAM	22	20	91.00%
MALAPPURAM	46	41	89.00%
ERNAKULAM	33	26	79.00%

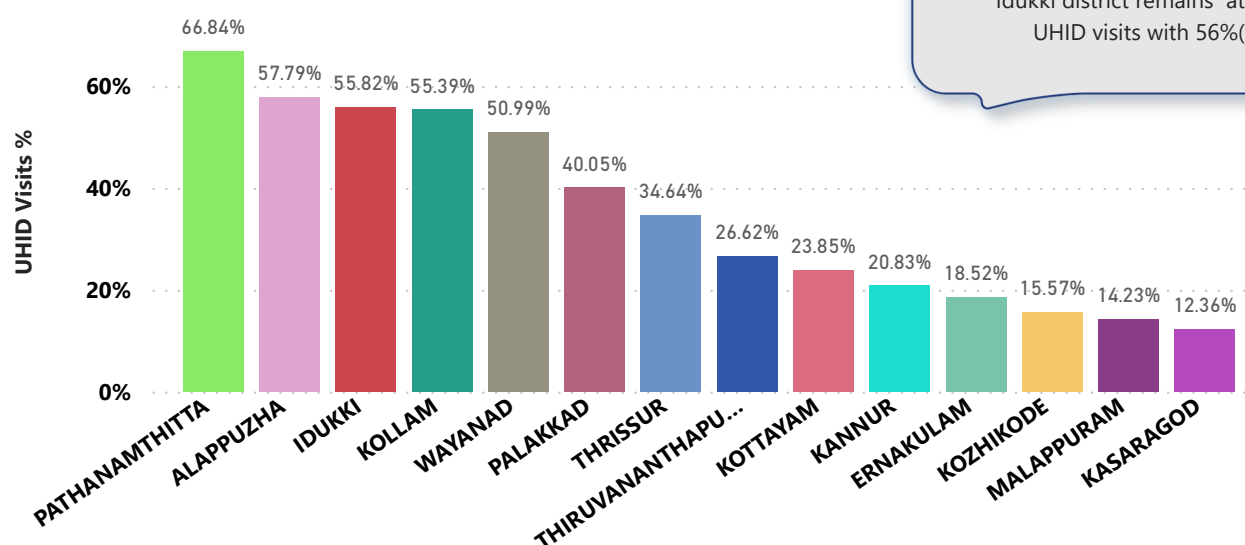
Institutions where the reception module is either not started or not using

Hospital Name

Family Health Centre Arakulam

3.2 e-Health Performance - UHID Visits

UHID Visit % is calculated as (UHID Visits / Total Visit) *100



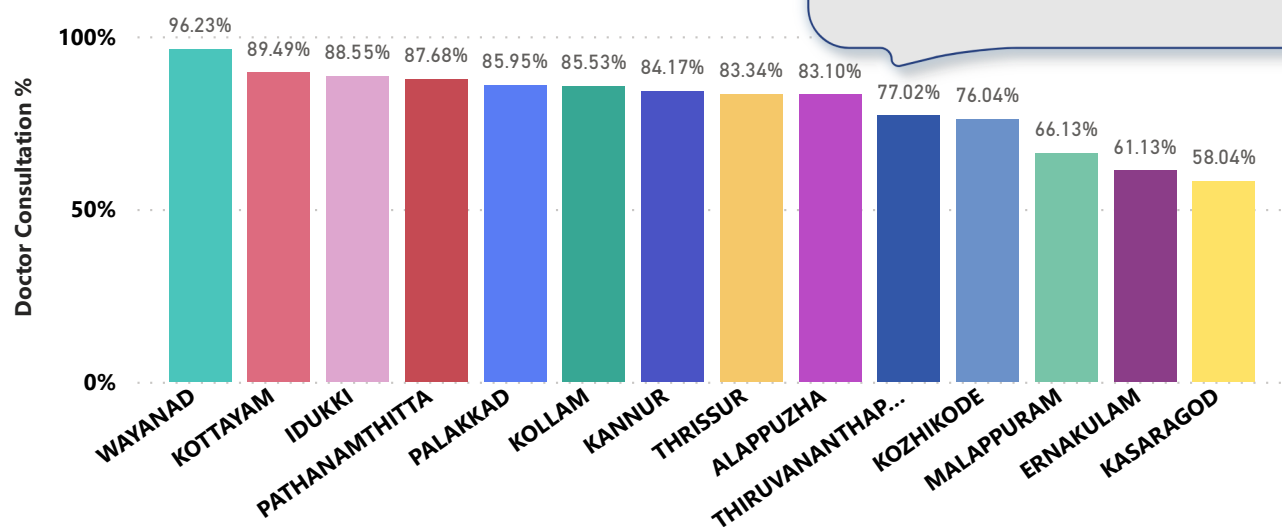
Idukki district remains at position 3 in UHID visits with 56%(up by 1%).

PHCs/FHCs/UPHCs based on UHID Visits

Institutions with atleast 100 UHID visits are listed here.

Hospital	UHID Visit %
Family Health Centre Alakode	80.00%
Family Health Centre Kudayathur	79.00%
Family Health Centre Kumaramangalam	75.00%
Family Health Centre Elamdesom	72.00%
Family Health Centre Konnathady	65.00%
Family Health Centre Peruvanthanam	65.00%
Family Health Centre Bison Valley	62.00%
Family Health Centre Karimkunnam	57.00%
Family Health Centre Rajakumary	55.00%
Family Health Centre Mariyapuram	54.00%
Family Health Centre Kanchiyar	50.00%
Family Health Centre Kumily	47.00%
Urban Primary Health Centre Parakkadavu	36.00%
Family Health Centre Kamakshy	31.00%
Family Health Centre Vattavada	31.00%
Family Health Centre Udumbanchola	26.00%

3.3 e-Health Performance - Doctor Consultation

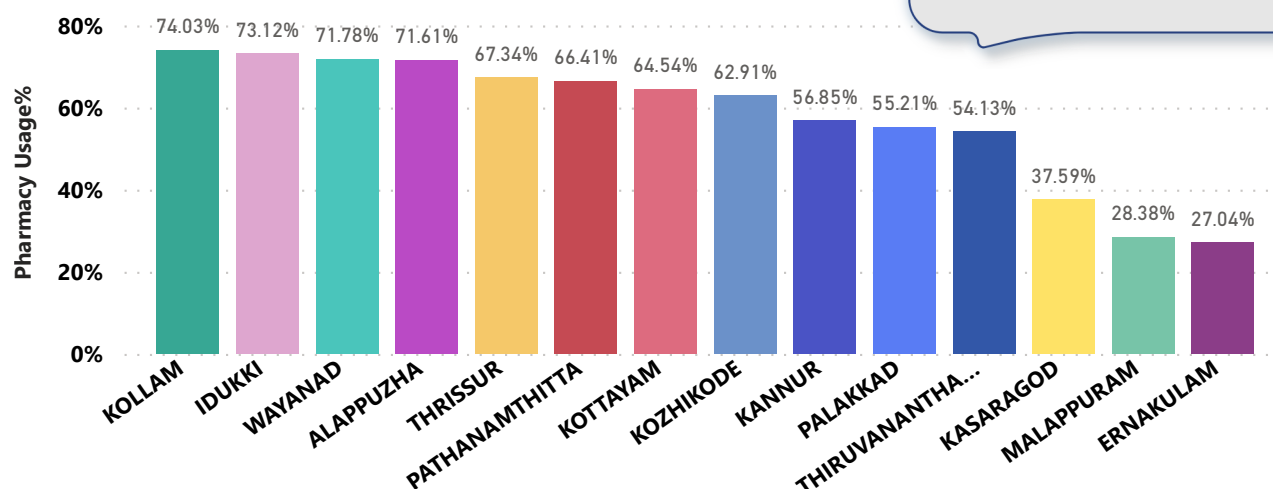


Doctor Consultation Percentage in PHCs/FHCs/UPHCs

Hospital	Doctor Consultation %
Family Health Centre Kumily	99.75%
Family Health Centre Udumbanchola	99.53%
Family Health Centre Kanchiyar	99.48%
Family Health Centre Elamdesom	99.32%
Family Health Centre Kudayathur	97.38%
Family Health Centre Rajakumary	96.72%
Family Health Centre Kumaramangalam	95.27%
Family Health Centre Karimkunnam	94.71%
Family Health Centre Alakode	91.48%
Family Health Centre Peruvanthanam	81.80%
Family Health Centre Bison Valley	73.53%
Family Health Centre Vattavada	66.74%
Family Health Centre Mariyapuram	63.57%
Family Health Centre Kamakshy	61.56%
Urban Primary Health Centre Parakkadavu	61.00%
Family Health Centre Konnathady	57.44%

3.4 e-Health Performance - Pharmacy Usage in PHCs/FHCs/UPHCs

Pharmacy usage is calculated as (Pharmacy Prescription Count / Total Visits) *100



The district remains at position 2 in Pharmacy Usage with 73%(1% up).

Pharmacy Usage in PHCs/FHCs/UPHCs

Hospital	Pharmacy Usage %
Family Health Centre Elamdesom	90.00%
Family Health Centre Udumbanchola	90.00%
Family Health Centre Alakode	88.00%
Family Health Centre Kumily	87.00%
Family Health Centre Kumaramangalam	85.00%
Family Health Centre Karimkunnam	84.00%
Family Health Centre Rajakumary	82.00%
Family Health Centre Kanchiyar	72.00%
Family Health Centre Vattavada	63.00%
Family Health Centre Bison Valley	62.00%
Family Health Centre Mariyapuram	59.00%
Family Health Centre Kudayathur	58.00%
Family Health Centre Peruvanthanam	54.00%
Urban Primary Health Centre Parakkadavu	48.00%
Family Health Centre Konnathady	47.00%
Family Health Centre Kamakshy	42.00%

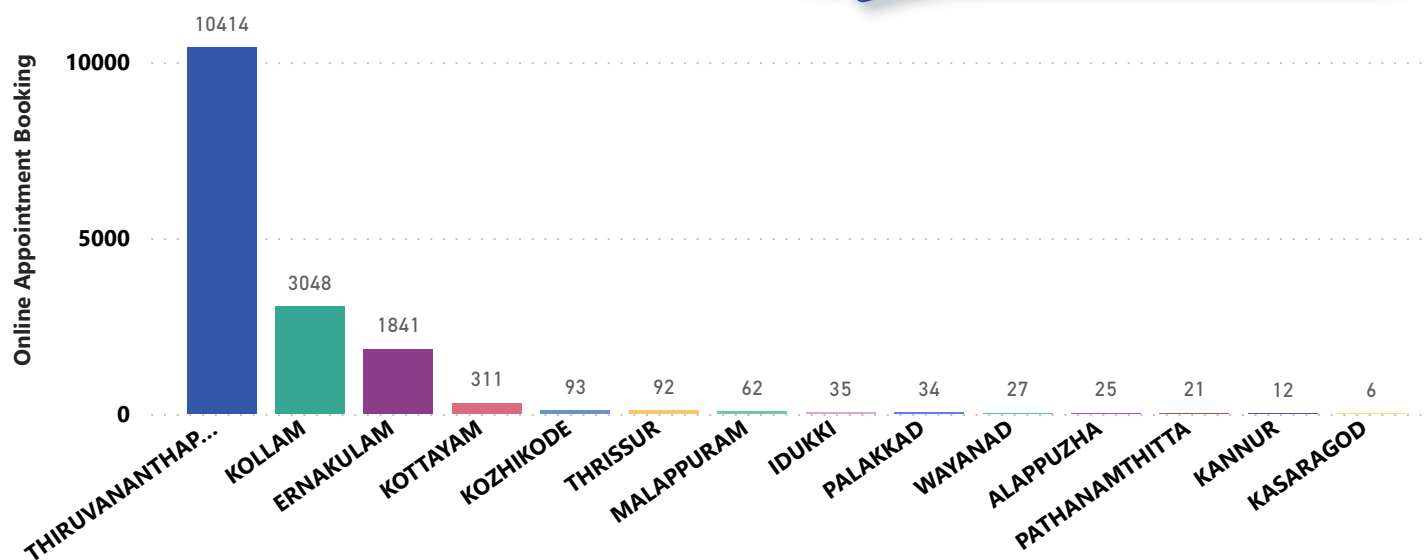
4. Status of Modules started in Hospitals

District wise status of live institutions and the count of various modules [Reception, OP Consultation, Lab, Pharmacy] started.

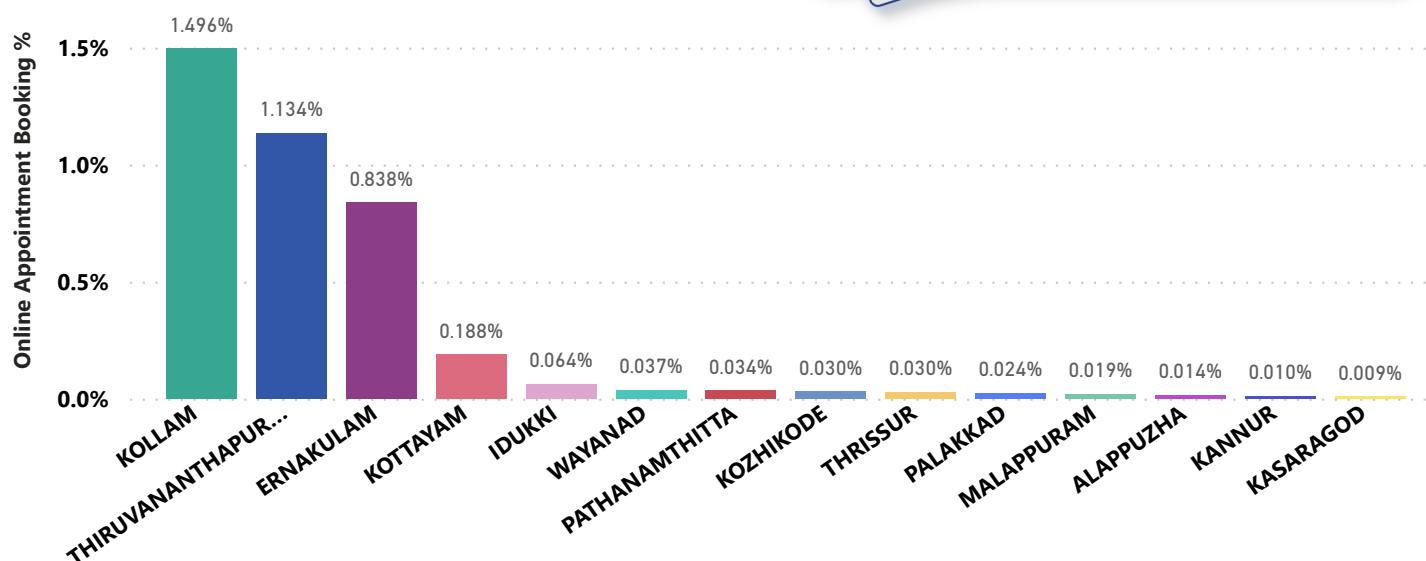
District Name	Live Institutions	Reception	Consultation	Lab	Pharmacy
THIRUVANANTHAPURAM	105	99 (94.3%)	94 (89.5%)	83 (79.%)	79 (75.2%)
THRISSUR	59	56 (94.9%)	54 (91.5%)	49 (83.1%)	53 (89.8%)
MALAPPURAM	49	44 (89.8%)	42 (85.7%)	20 (40.8%)	21 (42.9%)
KOZHIKODE	42	36 (85.7%)	30 (71.4%)	25 (59.5%)	25 (59.5%)
PALAKKAD	39	39 (100.%)	36 (92.3%)	32 (82.1%)	24 (61.5%)
ERNAKULAM	36	28 (77.8%)	25 (69.4%)	13 (36.1%)	19 (52.8%)
KANNUR	30	26 (86.7%)	25 (83.3%)	22 (73.3%)	22 (73.3%)
KOTTAYAM	26	21 (80.8%)	21 (80.8%)	17 (65.4%)	20 (76.9%)
KOLLAM	23	23 (100.%)	23 (100.%)	23 (100.%)	23 (100.%)
ALAPPUZHA	21	20 (95.2%)	19 (90.5%)	17 (81.%)	18 (85.7%)
KASARAGOD	20	19 (95.%)	18 (90.%)	14 (70.%)	16 (80.%)
IDUKKI	19	18 (94.7%)	17 (89.5%)	11 (57.9%)	16 (84.2%)
PATHANAMTHITTA	19	18 (94.7%)	16 (84.2%)	13 (68.4%)	13 (68.4%)
WAYANAD	16	16 (100.%)	15 (93.8%)	15 (93.8%)	15 (93.8%)
Total	504	463 (91.9%)	435 (86.3%)	354 (70.2%)	364 (72.2%)

5. Percentage of Online Appointment Booking in Hospitals

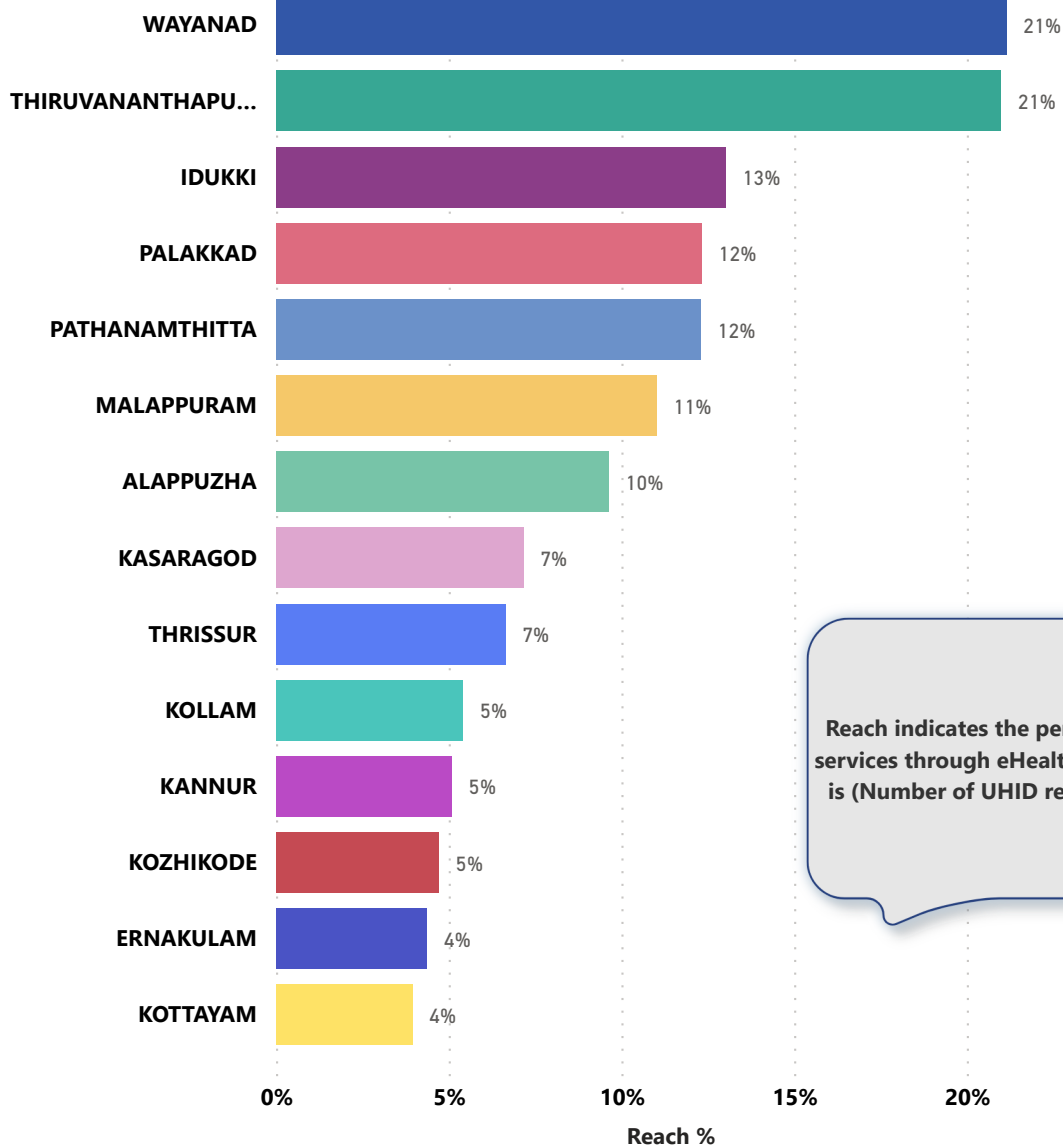
District-wise count of online appointments taken during the month of January '23. Idukki district stands at position 8(up by 1) in online appointment booking.



District-wise percentage of online appointment booking up on OP visits for the month of January '23. Calculation is performed as (Online Visits / OP Visits) * 100 %.



6. eHealth Performance - Reach



Reach indicates the percentage of population availing services through eHealth. The formula used to calculate is $(\text{Number of UHID registered} / \text{Population}) * 100 \%$.

7. Public Health Survey Status

