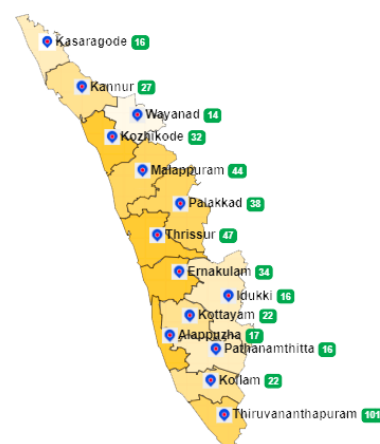


1. eHealth Kerala - Vital Statistics

Live Institutions	42
Medical College Hospitals	2
PHCs/FHCs	25
CHCs	3
DHs/GHs	2
PH Labs	0
Other(Inc UPHCs,Taluk Hospitals)	10



2. Highlights



- eHealth rolled out in 3 new institution during the month of January '23 in Kozhikode district.
- Reception Module started in 28 of the 30 PHCs/FHCs/UPHCs of the district.
- Kozhikode district remains at position 5 in online appointment bookings.



- The district is at position 11 from top in overall performance ranking of districts with a rank of 5 based on PHCs/ FHCs/UPHCs.
- The district is at position 13 in house survey completion(.05%) and at position 11 in member survey completion(0.02%).
- The district remains at
 - position 12 in UHID Visits with the value of 15.57%.
 - position 8 in Pharmacy Usage with 62.91%
- The district is at position 11(down by 1) in OP consultation with 76%(2% down).

3. eHealth - District Ranking Matrix Based on Performance of PHCs/FHCs/UPHCs

The ranking matrix showcase the district performance in providing eHealth services through PHCs/FHCs/UPHCs based on six different parameters. These parameters include whether the reception module is started or not, UHID Visits, Doctor Consultation, Pharmacy Usage, Lab Usage and number of Live Institutions. Based on the ranking, the districts are classified into three broad categories, the best performing districts, the average performing districts and the low performing districts.

The best performing districts should strive to continue to remain in the same position, whereas the average performing as well as the low performing districts should strive to reach to the 'top four' league.

The ranking matrix for the month of January '23 is given below:

District	Rank
WAYANAD	1
IDUKKI	2
KOLLAM	2
PATHANAMTHITTA	2
THIRUVANANTHAPURAM	2
ALAPPUZHA	3
PALAKKAD	3
KOTTAYAM	4
THRISSUR	4
KANNUR	5
KOZHIKODE	5
KASARAGOD	6
MALAPPURAM	7
ERNAKULAM	8

 Best performing
 Average performing
 Low performing

3. eHealth - Institution Level Ranking of PHCs/FHCs/UPHCs

Hospital	Rank
Family Health Centre Thiruvambadi	1
Urban Primary Health Centre Payyanakkal	1
Family Health Centre Atholi	2
Family Health Centre Iringal Kottakkal	2
Family Health Centre Maniyoor	2
Family Health Centre Moodadi	2
Urban Primary Health Centre Kinassery	2
Family Health Centre Arikkulam	3
Family Health Centre Ayanchery	3
Family Health Centre Kunnamangalam	3
Family Health Centre Ramanatukara	3
Urban Primary Health Centre Kallunira	3
Family Health Centre Azhiyur	4
Family Health Centre Maruthonkara	4
Family Health Centre Panangad	4
Family Health Centre Puthiyappa	4
Family Health Centre Vadakara	4
Urban Primary Health Centre Feroke	4
Urban Primary Health Centre Payyoli	4
Family Health Centre Koodaranji	5
Family Health Centre Puduppadi	5
Family Health Centre Nochad	6
Family Health Centre Meppayyur	7
Family Health Centre Kodyyathur	8
Family Health Centre Beypore	9
Family Health Centre Chaliyam	9
Family Health Centre Kakkodi	9
Family Health Centre Madavoor Kozhikode	9

3.1 eHealth Performance - Reception Module

Reception Module is considered to be functional in a PHC/FHC/UPHC only if the number of total visits for the month is of minimum 500.

Reception module started in 28 out of 30 PHCs/FHCs/UPHCs

District	PHC/FHC/UPHC Count	PHC/FHC/UPHC with Reception	% of PHC/FHC/UPHC with Reception
ALAPPUZHA	17	17	100.00%
KASARAGOD	19	19	100.00%
KOLLAM	21	21	100.00%
WAYANAD	15	15	100.00%
PALAKKAD	38	37	97.00%
THIRUVANANTHAPURAM	68	65	96.00%
IDUKKI	17	16	94.00%
PATHANAMTHITTA	17	16	94.00%
THRISSUR	54	51	94.00%
KANNUR	27	25	93.00%
KOZHIKODE	30	28	93.00%
KOTTAYAM	22	20	91.00%
MALAPPURAM	46	41	89.00%
ERNAKULAM	33	26	79.00%

Institutions where the reception module is either not started or not using

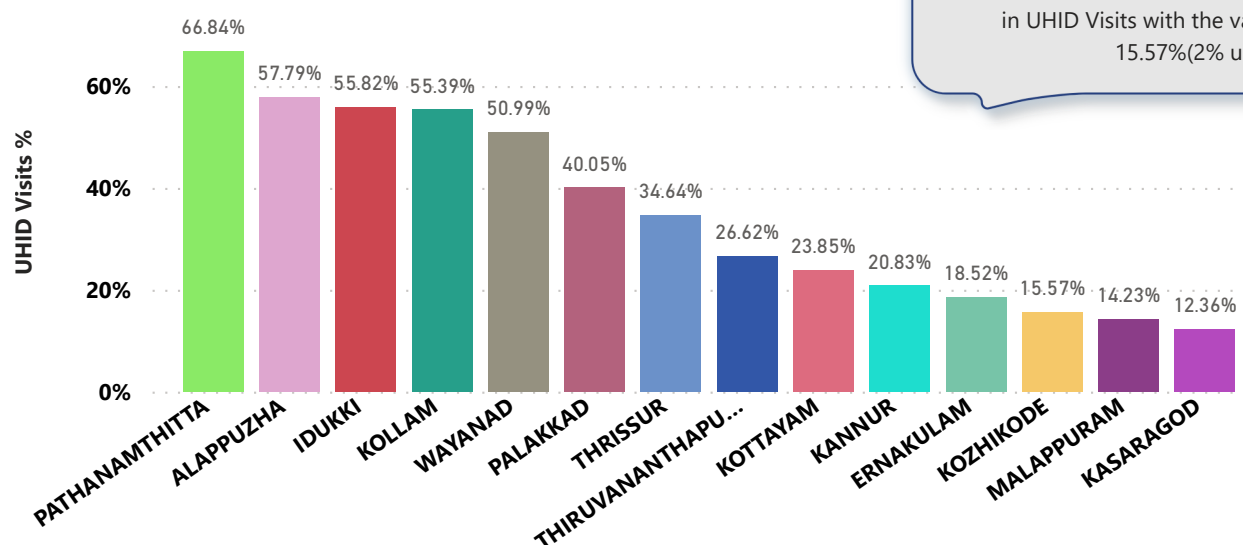
Hospital Name

Family Health Centre Changaroth

Family Health Centre Vanimal

3.2 e-Health Performance - UHID Visits

UHID Visit % is calculated as (UHID Visits / Total Visit) *100



Kozhikode district remains at position 12 in UHID Visits with the value of nearly 15.57%(2% up).

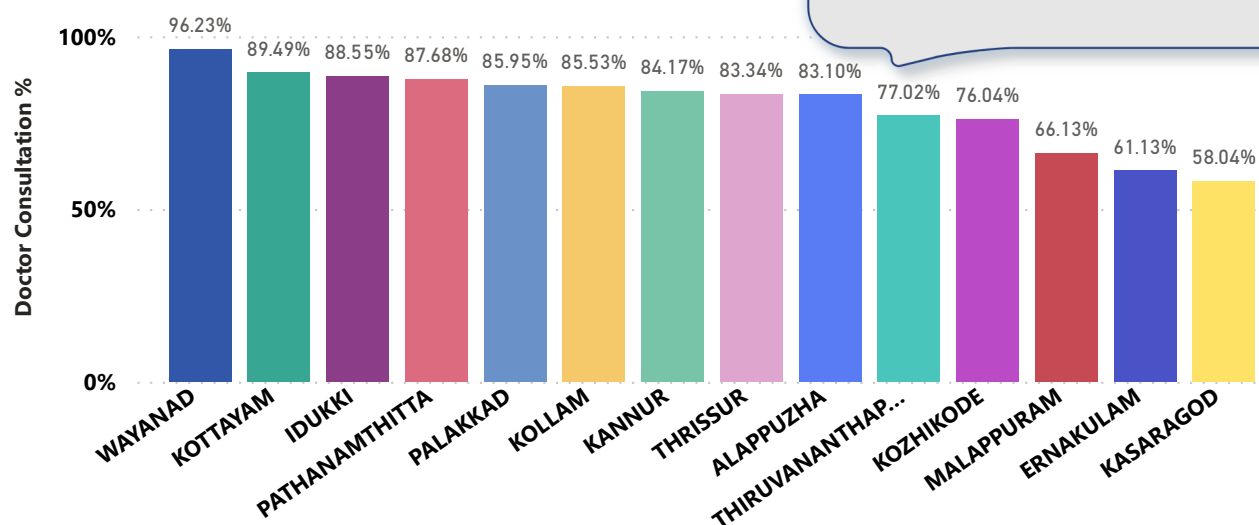
PHCs/FHCs/UPHCs based on UHID Visits

Institutions with atleast 100 UHID visits are listed here.

Hospital	UHID Visit %
Family Health Centre Moodadi	40.00%
Family Health Centre Arikkulam	38.00%
Family Health Centre Panangad	37.00%
Family Health Centre Azhiyur	26.00%
Urban Primary Health Centre Kallunira	26.00%
Family Health Centre Koodaranji	25.00%
Family Health Centre Maruthonkara	25.00%
Family Health Centre Atholi	23.00%
Urban Primary Health Centre Payyanakkal	23.00%
Family Health Centre Kodiathur	22.00%
Family Health Centre Thiruvambadi	21.00%

Hospital	UHID Visit %
Family Health Centre Chaliyam	1.00%
Family Health Centre Ramanatukara	1.00%
Family Health Centre Maniyoor	4.00%
Urban Primary Health Centre Kinassery	4.00%
Family Health Centre Madavoor Kozhikode	5.00%
Family Health Centre Vadakara	5.00%
Family Health Centre Kakkodi	8.00%
Urban Primary Health Centre Feroke	9.00%
Family Health Centre Meppayyur	11.00%
Family Health Centre Iringal Kottakkal	13.00%
Urban Primary Health Centre Payyoli	14.00%

3.3 e-Health Performance - Doctor Consultation



KOZ district is at position 11(down by 1) in OP consultation with 76%(16% up).

Doctor Consultation Percentage in PHCs/FHCs/UPHCs

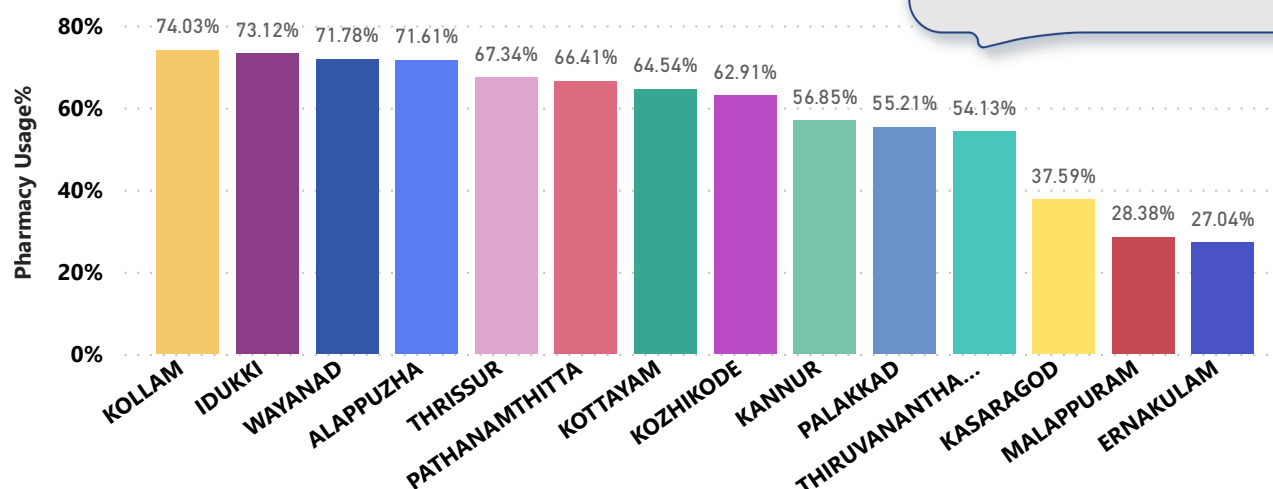
Hospital	Doctor Consultation %
Family Health Centre Iringal Kottakkal	99.97%
Family Health Centre Atholi	99.29%
Family Health Centre Vadakara	98.90%
Family Health Centre Koodaranji	98.63%
Urban Primary Health Centre Kallunira	97.62%
Family Health Centre Ramanatukara	97.34%
Family Health Centre Kunnamangalam	96.97%
Family Health Centre Thiruvambadi	96.89%
Family Health Centre Moodadi	96.30%
Family Health Centre Panangad	95.88%
Family Health Centre Azhiyur	95.53%
Urban Primary Health Centre Feroke	95.36%
Urban Primary Health Centre	95.18%

Hospital	Doctor Consultation %
Family Health Centre Kakkodi	0.00%
Family Health Centre Kodyathur	0.00%
Family Health Centre Madavoor Kozhikode	11.68%
Family Health Centre Chaliyam	18.99%
Family Health Centre Meppayyur	50.90%
Family Health Centre Puduppadi	85.80%
Urban Primary Health Centre Payyoli	87.74%
Family Health Centre Maruthonkara	91.82%
Family Health Centre Maniyoore	92.06%
Urban Primary Health Centre Kinassery	93.28%
Family Health Centre Arikkulam	93.31%
Family Health Centre Ayanchery	95.03%

3.4 e-Health Performance - Pharmacy Usage in PHCs/FHCs/UPHCs

Pharmacy usage is calculated as (Pharmacy Prescription Count / Total Visits) *100

The KOZ district is at position 8 in Pharmacy Usage with 62.91%(17% up)



Pharmacy Usage in PHCs/FHCs/UPHCs

Hospital	Pharmacy Usage %
Urban Primary Health Centre Kallunira	95.00%
Family Health Centre Vadakara	93.00%
Urban Primary Health Centre Feroke	93.00%
Family Health Centre Ayanchery	91.00%
Family Health Centre Atholi	90.00%
Family Health Centre Maniyoor	90.00%
Family Health Centre Iringal Kottakkal	89.00%
Family Health Centre Maruthonkara	89.00%
Urban Primary Health Centre Payyanakkal	88.00%
Family Health Centre Azhiyur	85.00%
Family Health Centre Ramanatukara	85.00%
Urban Primary Health Centre	85.00%

Hospital	Pharmacy Usage %
Family Health Centre Kakkodi	0.00%
Family Health Centre Kodiyathur	0.00%
Family Health Centre Koodaranji	0.00%
Family Health Centre Madavoor Kozhikode	0.00%
Family Health Centre Chaliyam	14.00%
Family Health Centre Meppayyur	44.00%
Family Health Centre Puduppadi	70.00%
Family Health Centre Thiruvambadi	81.00%
Family Health Centre Kunnamangalam	82.00%
Family Health Centre Arikkulam	83.00%
Family Health Centre Moodadi	83.00%
Family Health Centre Panangad	83.00%
Urban Primary Health Centre	84.00%

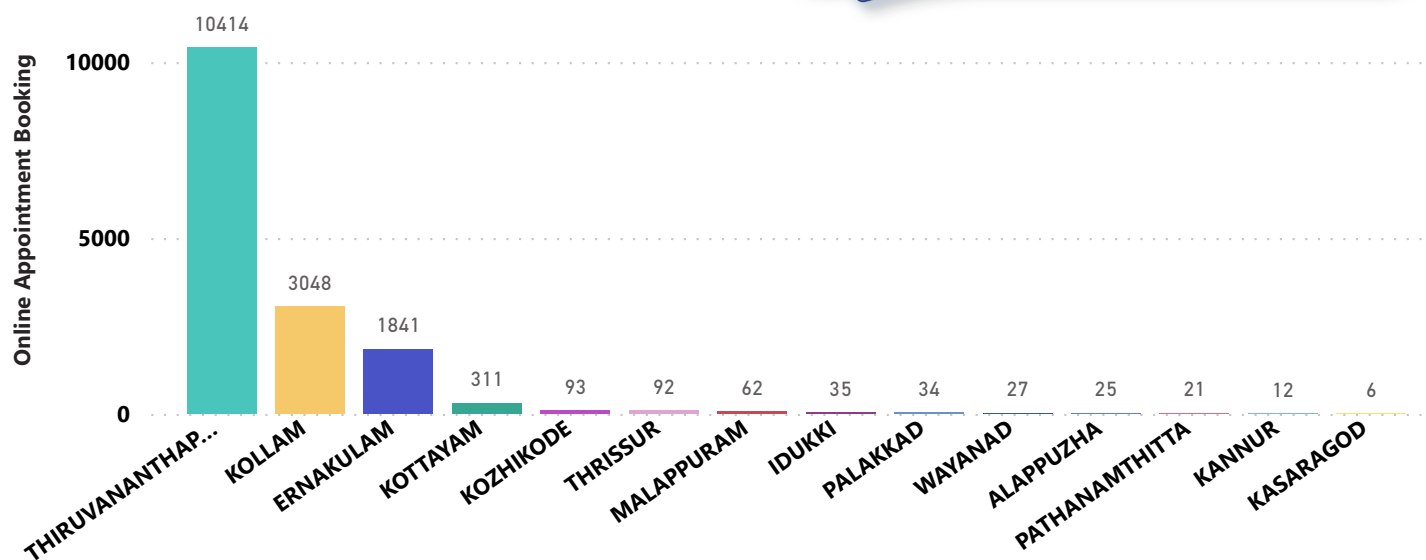
4. Status of Modules started in Hospitals

District wise status of live institutions and the count of various modules [Reception, OP Consultation, Lab, Pharmacy] started.

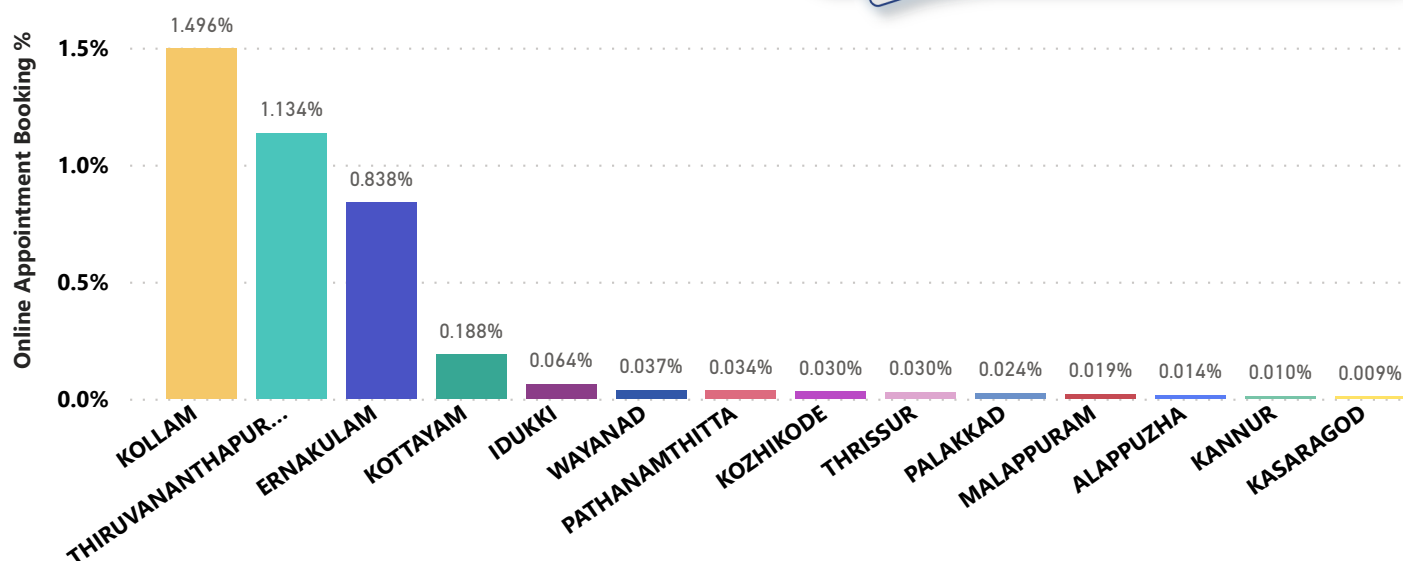
District Name	Live Institutions	Reception	Consultation	Lab	Pharmacy
THIRUVANANTHAPURAM	105	99 (94.3%)	94 (89.5%)	83 (79.%)	79 (75.2%)
THRISSUR	59	56 (94.9%)	54 (91.5%)	49 (83.1%)	53 (89.8%)
MALAPPURAM	49	44 (89.8%)	42 (85.7%)	20 (40.8%)	21 (42.9%)
KOZHIKODE	42	36 (85.7%)	30 (71.4%)	25 (59.5%)	25 (59.5%)
PALAKKAD	39	39 (100.%)	36 (92.3%)	32 (82.1%)	24 (61.5%)
ERNAKULAM	36	28 (77.8%)	25 (69.4%)	13 (36.1%)	19 (52.8%)
KANNUR	30	26 (86.7%)	25 (83.3%)	22 (73.3%)	22 (73.3%)
KOTTAYAM	26	21 (80.8%)	21 (80.8%)	17 (65.4%)	20 (76.9%)
KOLLAM	23	23 (100.%)	23 (100.%)	23 (100.%)	23 (100.%)
ALAPPUZHA	21	20 (95.2%)	19 (90.5%)	17 (81.%)	18 (85.7%)
KASARAGOD	20	19 (95.%)	18 (90.%)	14 (70.%)	16 (80.%)
IDUKKI	19	18 (94.7%)	17 (89.5%)	11 (57.9%)	16 (84.2%)
PATHANAMTHITTA	19	18 (94.7%)	16 (84.2%)	13 (68.4%)	13 (68.4%)
WAYANAD	16	16 (100.%)	15 (93.8%)	15 (93.8%)	15 (93.8%)
Total	504	463 (91.9%)	435 (86.3%)	354 (70.2%)	364 (72.2%)

5. Percentage of Online Appointment Booking in Hospitals

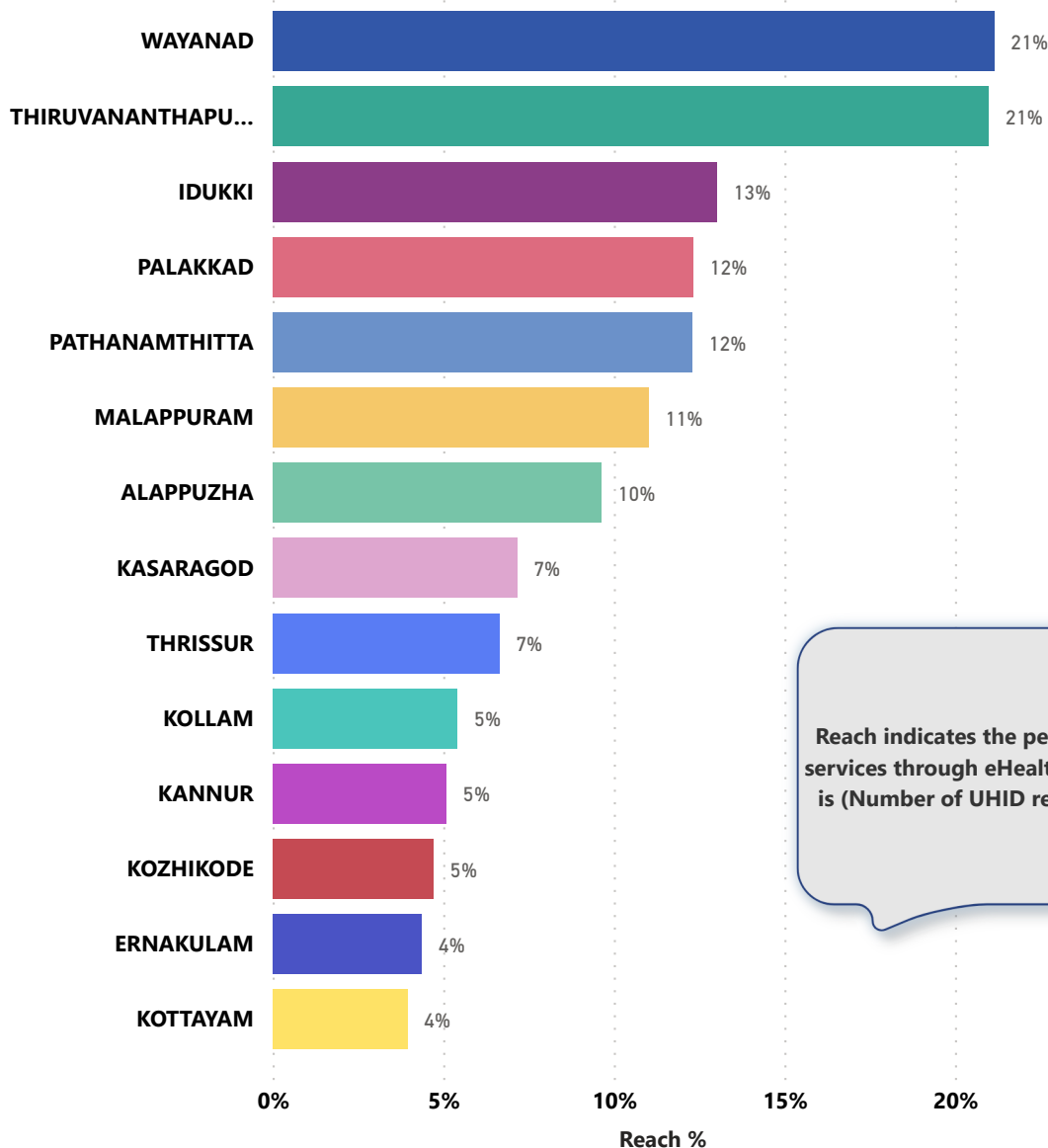
District-wise count of Online appointments taken during the month of January '23. KOZ district remains at position 5 in online appointment bookings.



District-wise percentage of online appointment booking up on OP visits for the month of January '23. Calculation is performed as (Online Visits / OP Visits) * 100 %.



6. eHealth Performance - Reach



Reach indicates the percentage of population availing services through eHealth. The formula used to calculate is $(\text{Number of UHID registered} / \text{Population}) * 100 \%$.

7. Public Health Survey Status

