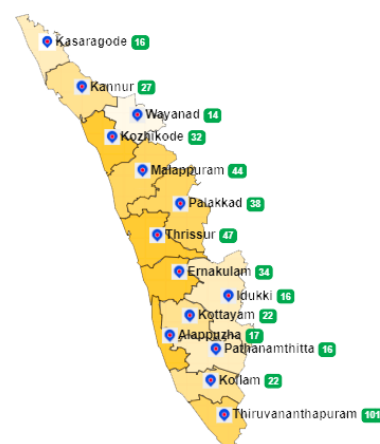


1. eHealth Kerala - Vital Statistics

Live Institutions	23
Medical College Hospitals	1
PHCs/FHCs	19
CHCs	0
DHs/GHs	0
PH Labs	0
Other(Inc UPHCs,Taluk Hospitals)	3



2. Highlights



- The Kollam district remains at position 2 in overall performance ranking of districts based on PHCs/FHCs/UPHCs.
- Reception module started in all PHCs/FHCs /UPHCs of the district.
- District remains at :
 - position 4 in UHID visits (nearly 55%).
 - position 1 in Pharmacy usage with nearly 74%.
- The district remains at position 2 in online appointment booking.



- District is at :
 - position 6(down by 3) in Doctor Consultation with nearly 85%.
- The district remains at 10th position in reach rank which indicates UHID registration proportionate to the population.
- The district is at position 11 in house survey completion(0.64%) and at position 9 in member survey completion(0.03%).



3. eHealth - District Ranking Matrix Based on Performance of PHCs/FHCs/UPHCs

The ranking matrix showcase the district performance in providing eHealth services through PHCs/FHCs/UPHCs based on six different parameters. These parameters include whether the reception module is started or not, UHID Visits, Doctor Consultation, Pharmacy Usage, Lab Usage and number of Live Institutions. Based on the ranking, the districts are classified into three broad categories, the best performing districts, the average performing districts and the low performing districts.

The best performing districts should strive to continue to remain in the same position, whereas the average performing as well as the low performing districts should strive to reach to the 'top four' league.

The ranking matrix for the month of January '23 is given below:

District	Rank
WAYANAD	1
IDUKKI	2
KOLLAM	2
PATHANAMTHITTA	2
THIRUVANANTHAPURAM	2
ALAPPUZHA	3
PALAKKAD	3
KOTTAYAM	4
THRISSUR	4
KANNUR	5
KOZHIKODE	5
KASARAGOD	6
MALAPPURAM	7
ERNAKULAM	8

 Best performing
 Average performing
 Low performing

3. eHealth - Institution Level Ranking of PHCs/FHCs/UPHCs

Hospital	Rank
Family Health Centre Mayyanad Ckm	1
Family Health Centre Sakthikulangara	1
Family Health Centre Sreenarayanapuram	1
Family Health Centre Veliyam	1
Family Health Centre Chavara	2
Family Health Centre Ezhukone Pavithreswaram	2
Family Health Centre Thekkumbhagam	2
Family Health Centre Thenmala	2
Family Health Centre Ummannoor	2
Family Health Centre Azheekkal	3
Family Health Centre Kulasekharapuram	4
Urban Primary Health Centre Mundakkal	4
Urban Primary Health Centre Uliyakovil	4
Family Health Centre Alappad	5
Family Health Centre Elampalloor	5
Family Health Centre Perumon	5
Family Health Centre Thazhava	6
Family Health Centre Mancode Chithara	7
Family Health Centre Vallikkavu	7
Family Health Centre Vilakkudy	8
Family Health Centre Chathanthoor	9

3.1 eHealth Performance - Reception Module

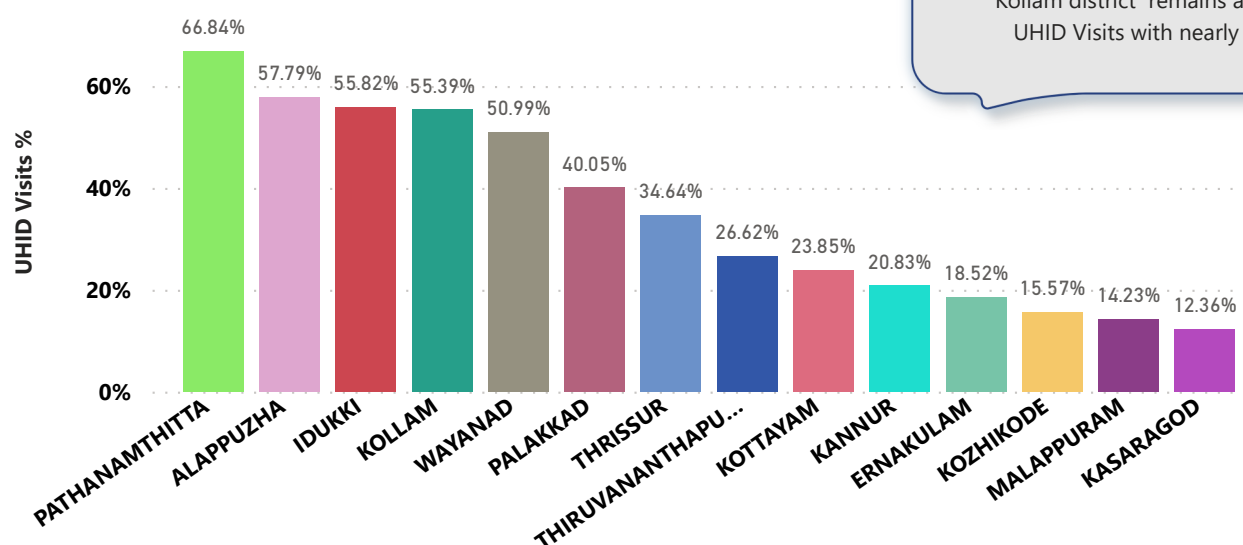
Reception Module is considered to be functional in a PHC/FHC/UPHC only if the number of total visits for the month is of minimum 500.

Reception module started in all PHCs/FHCs/UPHCs

District	PHC/FHC/UPHC Count	PHC/FHC/UPHC with Reception	% of PHC/FHC/UPHC with Reception
ALAPPUZHA	17	17	100.00%
KASARAGOD	19	19	100.00%
KOLLAM	21	21	100.00%
WAYANAD	15	15	100.00%
PALAKKAD	38	37	97.00%
THIRUVANANTHAPURAM	68	65	96.00%
IDUKKI	17	16	94.00%
PATHANAMTHITTA	17	16	94.00%
THRISSUR	54	51	94.00%
KANNUR	27	25	93.00%
KOZHIKODE	30	28	93.00%
KOTTAYAM	22	20	91.00%
MALAPPURAM	46	41	89.00%
ERNAKULAM	33	26	79.00%

3.2 e-Health Performance - UHID Visits

UHID Visit % is calculated as (UHID Visits / Total Visit) *100



Kollam district remains at position 4 in UHID Visits with nearly 55%(1% up).

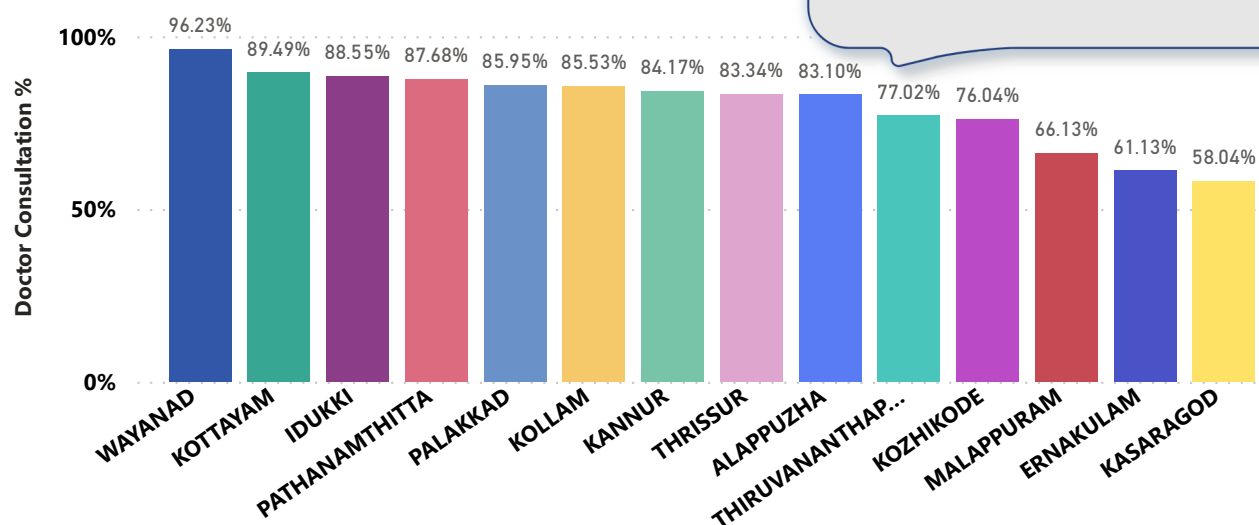
PHCs/FHCs/UPHCs based on UHID Visits

Institutions with atleast 100 UHID visits are listed here.

Hospital	UHID Visit %
Family Health Centre Ummannoor	86.00%
Family Health Centre Ezhukone Pavithreswaram	79.00%
Family Health Centre Perumon	72.00%
Urban Primary Health Centre Uliyakovil	72.00%
Family Health Centre Veliyam	70.00%
Family Health Centre Mayyanad Ckm	67.00%
Family Health Centre Mancode Chithara	66.00%
Family Health Centre Thenmala	63.00%
Family Health Centre Sakthikulangara	61.00%
Family Health Centre Sreenarayanapuram	61.00%

Hospital	UHID Visit %
Family Health Centre Vilakkudy	15.00%
Family Health Centre Chathannoor	30.00%
Family Health Centre Vallikkavu	31.00%
Family Health Centre Elampalloor	41.00%
Family Health Centre Thazhava	53.00%
Family Health Centre Chavara	54.00%
Family Health Centre Thekkumbhagam	54.00%
Family Health Centre Kulasekharapuram	56.00%
Family Health Centre Azheekkal	57.00%
Family Health Centre Alappad	59.00%
Family Health Centre Sakthikulangara	61.00%

3.3 e-Health Performance - Doctor Consultation



Kollam district moved from position 3 to position 6 in Doctor Consultation with 85% (nearly 3% down).

Doctor Consultation Percentage in PHCs/FHCs/UPHCs

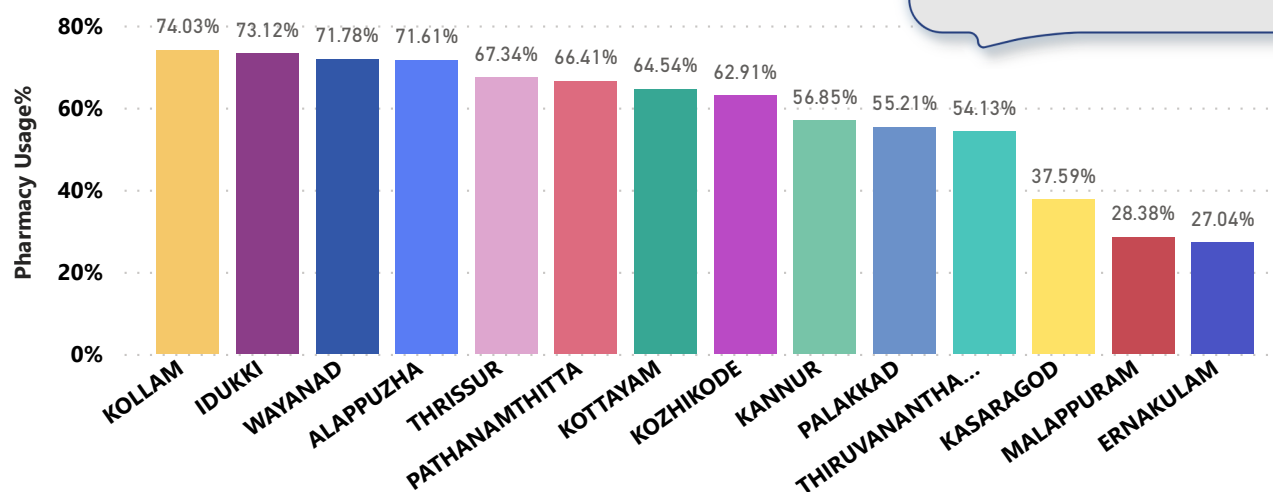
Hospital	Doctor Consultation %
Family Health Centre Veliyam	99.52%
Family Health Centre Ezhukone Pavithreswaram	99.21%
Family Health Centre Sakthikulangara	98.95%
Family Health Centre Mayyanad Ckm	98.85%
Family Health Centre Azheekkal	98.12%
Urban Primary Health Centre Mundakkal	97.04%
Family Health Centre Thekkumbhagam	96.47%
Family Health Centre Chavara	96.41%
Family Health Centre Ummannoor	96.35%
Family Health Centre Sreenarayanapuram	92.05%
Family Health Centre Thenmala	91.87%
Family Health Centre Kulasekharapuram	88.11%
Family Health Centre Vallikkavu	85.50%
Family Health Centre Alappad	85.06%
Family Health Centre Thazhava	84.78%

Hospital	Doctor Consultation %
Family Health Centre Chathannoor	53.45%
Family Health Centre Vilakkudy	54.74%
Family Health Centre Mancode Chithara	67.27%
Family Health Centre Perumon	78.55%
Urban Primary Health Centre Uliyakovil	81.96%
Family Health Centre Elampalloor	83.16%
Family Health Centre Thazhava	84.78%
Family Health Centre Alappad	85.06%
Family Health Centre Vallikkavu	85.50%
Family Health Centre Kulasekharapuram	88.11%
Family Health Centre Thenmala	91.87%
Family Health Centre Sreenarayanapuram	92.05%
Family Health Centre Ummannoor	96.35%
Family Health Centre Chavara	96.41%
Family Health Centre Thekkumbhagam	96.47%
Urban Primary Health Centre Mundakkal	97.04%

3.4 e-Health Performance - Pharmacy Usage in PHCs/FHCs/UPHCs

Pharmacy usage is calculated as (Pharmacy Prescription Count / Total Visits) *100

The Kollam district remains top in Pharmacy usage with 74%(2% down).



Pharmacy Usage in PHCs/FHCs/UPHCs

Hospital	Pharmacy Usage %
Family Health Centre Ummannoor	92.00%
Family Health Centre Ezhukone Pavithreswaram	91.00%
Family Health Centre Veliyam	91.00%
Family Health Centre Sreenarayanapuram	89.00%
Family Health Centre Thenmala	88.00%
Family Health Centre Thekkumbhagam	87.00%
Family Health Centre Kulasekharapuram	84.00%
Family Health Centre Mayyanad Ckm	84.00%
Family Health Centre Chavara	83.00%
Family Health Centre Sakthikulangara	83.00%
Family Health Centre Elampalloor	78.00%
Family Health Centre Alappad	76.00%

Hospital	Pharmacy Usage %
Family Health Centre Vilakkudy	44.00%
Family Health Centre Chathannoor	46.00%
Family Health Centre Mancode Chithara	56.00%
Urban Primary Health Centre Uliyakovil	59.00%
Family Health Centre Thazhava	66.00%
Family Health Centre Perumon	68.00%
Family Health Centre Azheekkal	72.00%
Urban Primary Health Centre Mundakkal	72.00%
Family Health Centre Vallikkavu	74.00%
Family Health Centre Alappad	76.00%
Family Health Centre Elampalloor	78.00%
Family Health Centre Chavara	83.00%

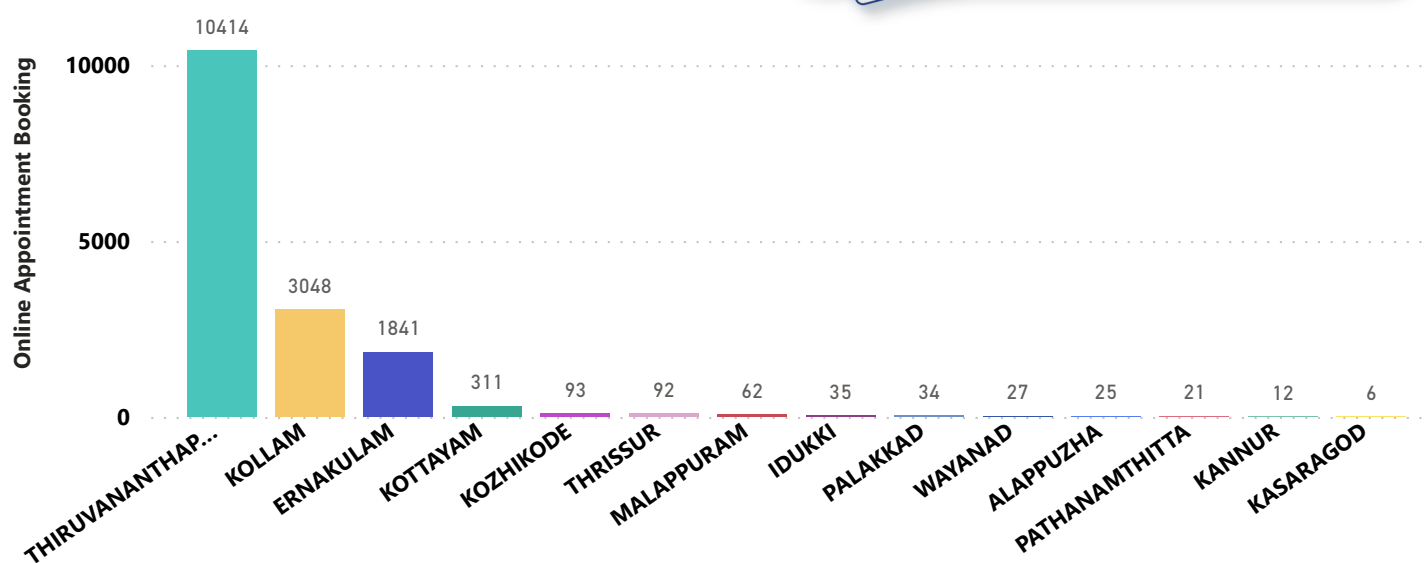
4. Status of Modules started in Hospitals

District wise status of live institutions and the count of various modules [Reception, OP Consultation, Lab, Pharmacy] started.

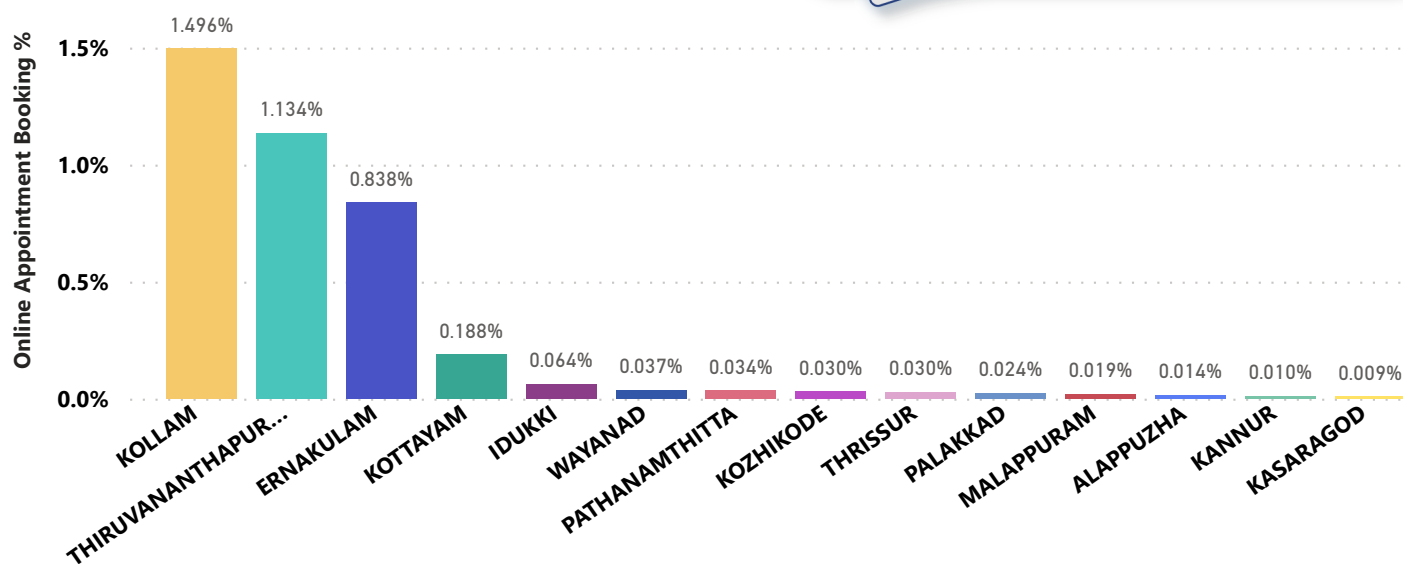
District Name	Live Institutions	Reception	Consultation	Lab	Pharmacy
THIRUVANANTHAPURAM	105	99 (94.3%)	94 (89.5%)	83 (79.%)	79 (75.2%)
THRISSUR	59	56 (94.9%)	54 (91.5%)	49 (83.1%)	53 (89.8%)
MALAPPURAM	49	44 (89.8%)	42 (85.7%)	20 (40.8%)	21 (42.9%)
KOZHIKODE	42	36 (85.7%)	30 (71.4%)	25 (59.5%)	25 (59.5%)
PALAKKAD	39	39 (100.%)	36 (92.3%)	32 (82.1%)	24 (61.5%)
ERNAKULAM	36	28 (77.8%)	25 (69.4%)	13 (36.1%)	19 (52.8%)
KANNUR	30	26 (86.7%)	25 (83.3%)	22 (73.3%)	22 (73.3%)
KOTTAYAM	26	21 (80.8%)	21 (80.8%)	17 (65.4%)	20 (76.9%)
KOLLAM	23	23 (100.%)	23 (100.%)	23 (100.%)	23 (100.%)
ALAPPUZHA	21	20 (95.2%)	19 (90.5%)	17 (81.%)	18 (85.7%)
KASARAGOD	20	19 (95.%)	18 (90.%)	14 (70.%)	16 (80.%)
IDUKKI	19	18 (94.7%)	17 (89.5%)	11 (57.9%)	16 (84.2%)
PATHANAMTHITTA	19	18 (94.7%)	16 (84.2%)	13 (68.4%)	13 (68.4%)
WAYANAD	16	16 (100.%)	15 (93.8%)	15 (93.8%)	15 (93.8%)
Total	504	463 (91.9%)	435 (86.3%)	354 (70.2%)	364 (72.2%)

5. Percentage of Online Appointment Booking in Hospitals

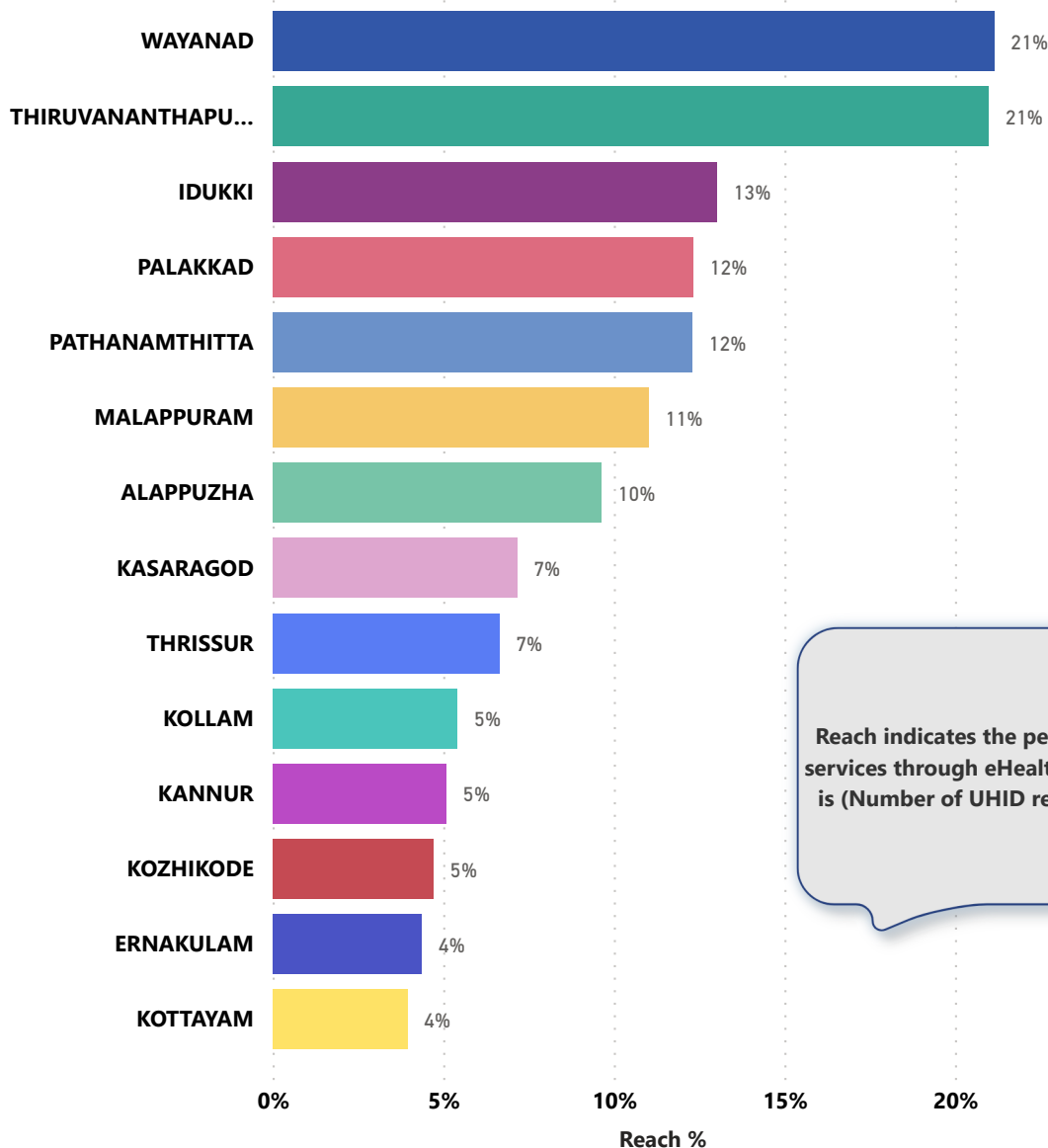
District-wise count of online appointments taken during the month of January '23. Kollam district remains at 2nd position in the usage of Online appointments.



District-wise percentage of online appointment booking up on OP visits for the month of January '23. Calculation is performed as (Online Visits / OP Visits) * 100 %.



6. eHealth Performance - Reach



Reach indicates the percentage of population availing services through eHealth. The formula used to calculate is $(\text{Number of UHID registered} / \text{Population}) * 100 \%$.

7. Public Health Survey Status

