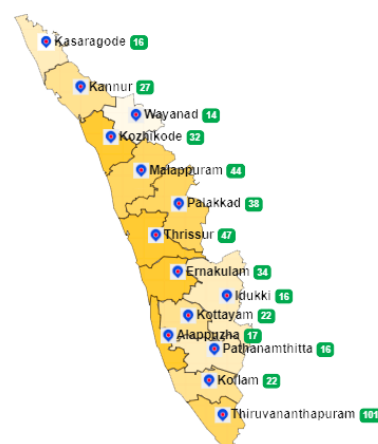


1. eHealth Kerala - Vital Statistics

Live Institutions	30
Medical College Hospitals	0
PHCs/FHCs	22
CHCs	1
DHs/GHs	1
PH Labs	0
Other(Inc UPHCs,Taluk Hospitals)	6



2. Highlights



- eHealth rolled out in 2 new institutions during the month of January '23 in Kannur district.
- The district remains at position 5 in overall performance ranking of districts based on PHCs/FHCs/UPHCs.
- District remains at position 7 in Doctor Consultation with 84%(up by 2%).
- District is at position 9(up by 1) in Pharmacy Usage with 57%(up by 10%).
- Reception module is functional in 25 out of 27 PHCs/FHCs/UPHCs.



- The district is at 13th position in Online appointments.
- The district is at position 4 in house survey completion (30.91%) and at position 3 in member survey completion (0.64%).
- District remains at:
 - - position 10 in UHID Visits (21%).
 - - position 11 in reach rank which indicates UHID registration proportionate to the population.


3. eHealth - District Ranking Matrix Based on Performance of PHCs/FHCs/UPHCs

The ranking matrix showcase the district performance in providing eHealth services through PHCs/FHCs/UPHCs based on six different parameters. These parameters include whether the reception module is started or not, UHID Visits, Doctor Consultation, Pharmacy Usage, Lab Usage and number of Live Institutions. Based on the ranking, the districts are classified into three broad categories, the best performing districts, the average performing districts and the low performing districts.

The best performing districts should strive to continue to remain in the same position, whereas the average performing as well as the low performing districts should strive to reach to the 'top four' league.

The ranking matrix for the month of January '23 is given below:

District	Rank
WAYANAD	1
IDUKKI	2
KOLLAM	2
PATHANAMTHITTA	2
THIRUVANANTHAPURAM	2
ALAPPUZHA	3
PALAKKAD	3
KOTTAYAM	4
THRISSUR	4
KANNUR	5
KOZHIKODE	5
KASARAGOD	6
MALAPPURAM	7
ERNAKULAM	8

 Best performing
 Average performing
 Low performing

3. eHealth - Institution Level Ranking of PHCs/FHCs/UPHCs

Hospital	Rank
Family Health Centre Eramam Kuttur	1
Family Health Centre Alakode Therthalli	2
Family Health Centre Kankol Alappadamba	2
Family Health Centre Morazha Fisheries	2
Family Health Centre Cherukunnu Thara	3
Family Health Centre Cheruthazham	3
Family Health Centre Ramanthali	3
Family Health Centre Valappattanam	3
Family Health Centre Munderi	4
Family Health Centre Kalliassery	5
Family Health Centre Kottiyoor	5
Family Health Centre Malappattam	5
Family Health Centre Pattuvam	5
Urban Primary Health Centre Koovode	5
Family Health Centre Chirakkal	6
Family Health Centre Narath	6
Family Health Centre Anjarakkandy	7
Family Health Centre Kadirur	7
Urban Primary Health Centre Maithanappally	8
Family Health Centre Pattiam	9
Urban Primary Health Centre Panoor	9
Family Health Centre Muzhappilangad	10
Family Health Centre Pulingome	10
Family Health Centre Koodali	11
Family Health Centre Thillenkerry	11

3.1 eHealth Performance - Reception Module

Reception Module is considered to be functional in a PHC/FHC/UPHC only if the number of total visits for the month is of minimum 500.

Reception module started in 25 of 27 PHCs/FHCs/UPHCs

District	PHC/FHC/UPHC Count	PHC/FHC/UPHC with Reception	% of PHC/FHC/UPHC with Reception
ALAPPUZHA	17	17	100.00%
KASARAGOD	19	19	100.00%
KOLLAM	21	21	100.00%
WAYANAD	15	15	100.00%
PALAKKAD	38	37	97.00%
THIRUVANANTHAPURAM	68	65	96.00%
IDUKKI	17	16	94.00%
PATHANAMTHITTA	17	16	94.00%
THRISSUR	54	51	94.00%
KANNUR	27	25	93.00%
KOZHIKODE	30	28	93.00%
KOTTAYAM	22	20	91.00%
MALAPPURAM	46	41	89.00%
ERNAKULAM	33	26	79.00%

Institutions where the reception module is either not started or not using

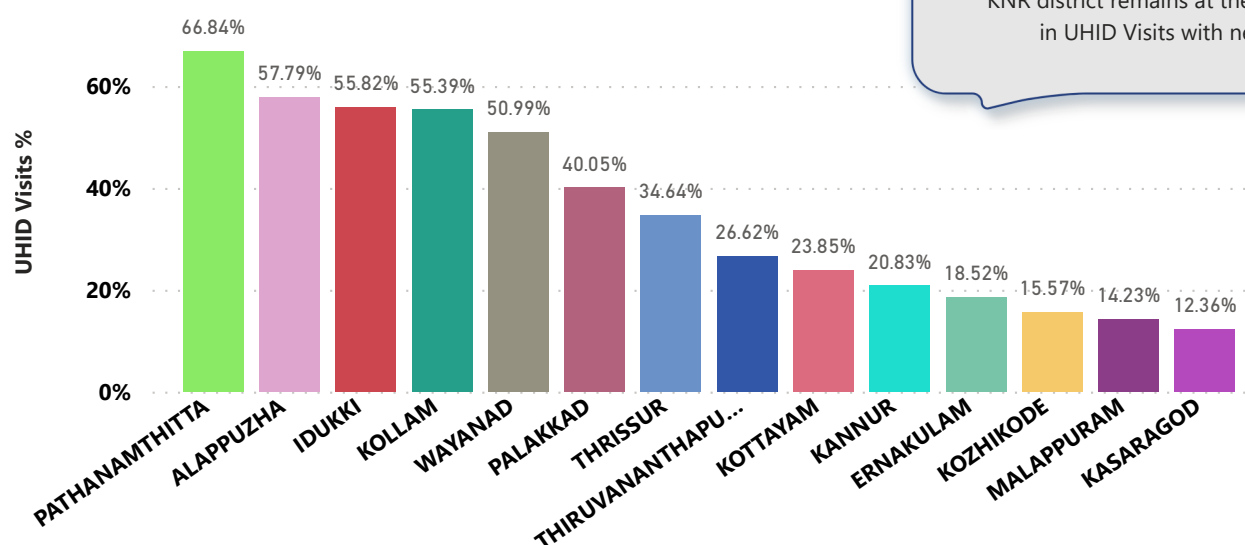
Hospital Name

Urban Primary Health Centre Kolassery

Urban Primary Health Centre Mattanoor

3.2 e-Health Performance - UHID Visits

UHID Visit % is calculated as (UHID Visits / Total Visit) *100



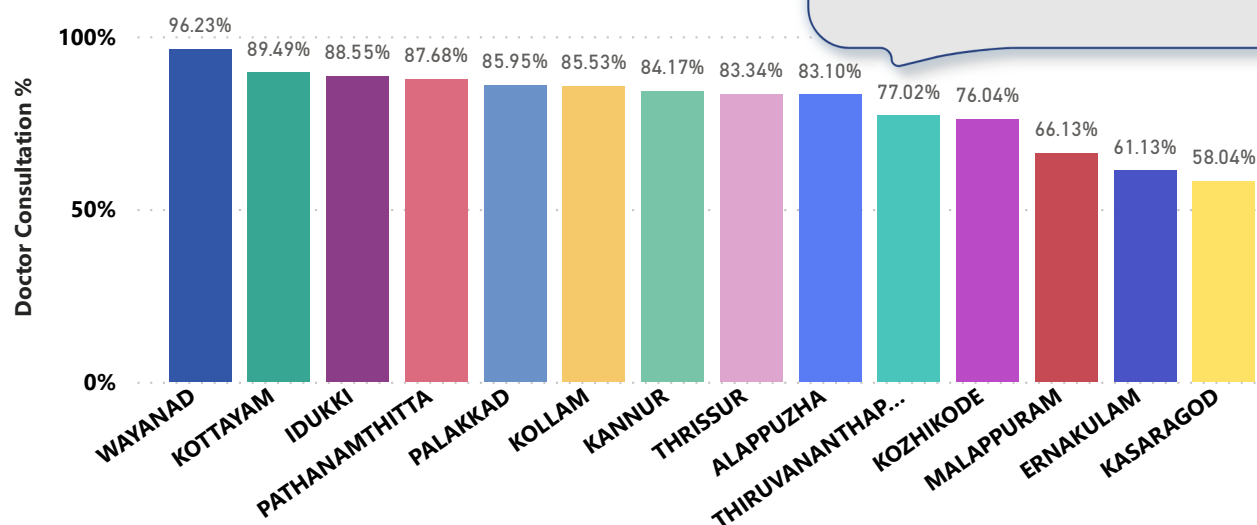
PHCs/FHCs/UPHCs based on UHID Visits

Institutions with atleast 100 UHID visits are listed here.

Hospital	UHID Visit %
Family Health Centre Alakode Therthalli	38.00%
Family Health Centre Anjarakkandy	38.00%
Family Health Centre Cherukunnu Thara	41.00%
Family Health Centre Cheruthazham	16.00%
Family Health Centre Chirakkal	19.00%
Family Health Centre Eramam Kuttur	31.00%
Family Health Centre Kadirur	16.00%
Family Health Centre Kalliassery	31.00%
Family Health Centre Kankol Alappadamba	27.00%
Family Health Centre Kottiyoor	40.00%
Family Health Centre Malappattam	49.00%
Family Health Centre Morazha Fisheries	31.00%
Family Health Centre Munderi	9.00%
Family Health Centre Muzhappilangad	5.00%
Family Health Centre Narath	25.00%

Hospital	UHID Visit %
Family Health Centre Muzhappilangad	5.00%
Family Health Centre Thillenkerry	6.00%
Family Health Centre Pattiam	7.00%
Urban Primary Health Centre Panoor	7.00%
Family Health Centre Munderi	9.00%
Urban Primary Health Centre Maithanappally	13.00%
Family Health Centre Cheruthazham	16.00%
Family Health Centre Kadirur	16.00%
Family Health Centre Valappattanam	18.00%
Family Health Centre Chirakkal	19.00%
Family Health Centre Pattuvam	23.00%
Family Health Centre Narath	25.00%
Family Health Centre Kankol Alappadamba	27.00%
Family Health Centre Pulingome	29.00%

3.3 e-Health Performance - Doctor Consultation



KNR district remains at position 7 in OP consultation with the value of 84%(up by 2%).

Doctor Consultation Percentage in PHCs/FHCs/UPHCs

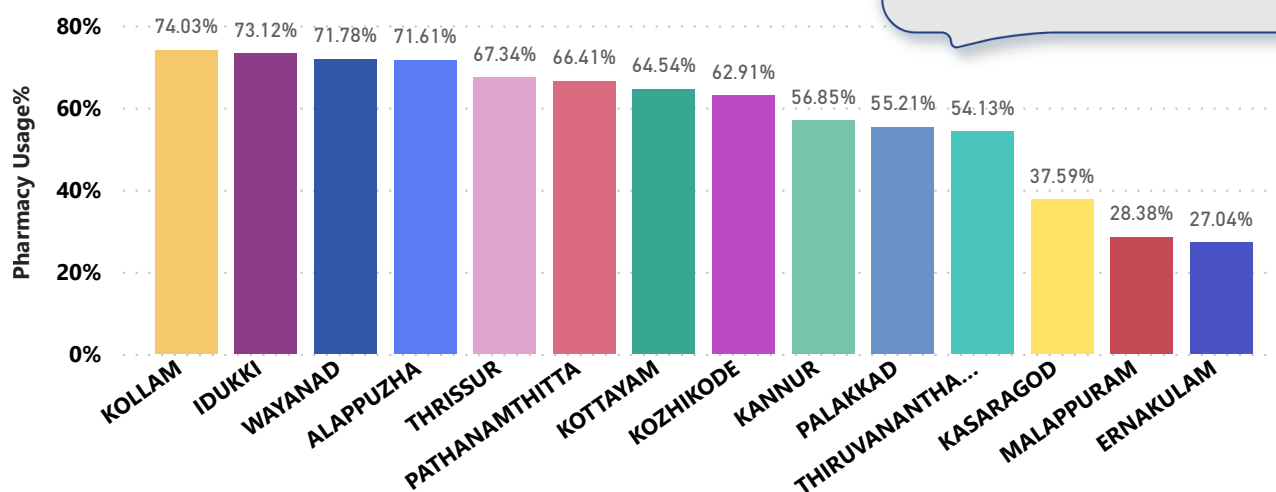
Hospital	Doctor Consultation %
Family Health Centre Ramanthali	99.87%
Family Health Centre Kankol Alappadamba	98.71%
Family Health Centre Anjarakkandy	98.45%
Family Health Centre Alakode Therthalli	97.86%
Family Health Centre Valapattanam	97.76%
Family Health Centre Cheruthazham	97.15%
Family Health Centre Morazha Fisheries	96.81%
Family Health Centre Cherukunnu Thara	96.48%
Family Health Centre Eramam Kuttur	95.79%
Urban Primary Health Centre Maithanappally	93.91%
Family Health Centre Chirakkal	93.65%
Family Health Centre Munderi	92.70%

Hospital	Doctor Consultation %
Family Health Centre Thillenkerry	1.30%
Family Health Centre Pulingome	47.89%
Family Health Centre Muzhappilangad	71.14%
Family Health Centre Kottiyoor	75.73%
Family Health Centre Pattuvam	75.77%
Family Health Centre Malappattam	81.37%
Family Health Centre Narath	84.81%
Family Health Centre Pattiam	85.39%
Family Health Centre Kadirur	85.89%
Urban Primary Health Centre Panoor	88.28%
Family Health Centre Kalliassery	89.75%
Family Health Centre Munderi	92.70%
Family Health Centre Chirakkal	93.65%

3.4 e-Health Performance - Pharmacy Usage in PHCs/FHCs/UPHCs

Pharmacy usage is calculated as (Pharmacy Prescription Count / Total Visits) *100

The district is at position 9(up by 1) in Pharmacy Usage with nearly 57%(up by 10%).



Pharmacy Usage in PHCs/FHCs/UPHCs

Hospital	Pharmacy Usage %
Family Health Centre Ramanthali	93.00%
Family Health Centre Alakode Therthalli	89.00%
Family Health Centre Eramam Kuttur	89.00%
Family Health Centre Morazha Fisheries	87.00%
Family Health Centre Cheruthazham	85.00%
Family Health Centre Kankol Alappadamba	85.00%
Family Health Centre Munderi	84.00%
Family Health Centre Cherukunnu Thara	79.00%
Family Health Centre Valappattanam	79.00%
Family Health Centre Narath	78.00%
Family Health Centre Malappattam	75.00%
Family Health Centre Pattuvam	72.00%
Family Health Centre Kottiyoor	71.00%
Family Health Centre Chirakkal	69.00%
Family Health Centre Kadirur	66.00%

Hospital	Pharmacy Usage %
Family Health Centre Anjarakkandy	0.00%
Family Health Centre Muzhappilangad	0.00%
Family Health Centre Thillenkerry	0.00%
Urban Primary Health Centre Panoor	6.00%
Urban Primary Health Centre Maithanappally	8.00%
Family Health Centre Pulingome	13.00%
Family Health Centre Pattiam	26.00%
Family Health Centre Kalliassery	53.00%
Family Health Centre Kadirur	66.00%
Family Health Centre Chirakkal	69.00%
Family Health Centre Kottiyoor	71.00%
Family Health Centre Pattuvam	72.00%
Family Health Centre Malappattam	75.00%
Family Health Centre Narath	78.00%
Family Health Centre Cherukunnu Thara	79.00%

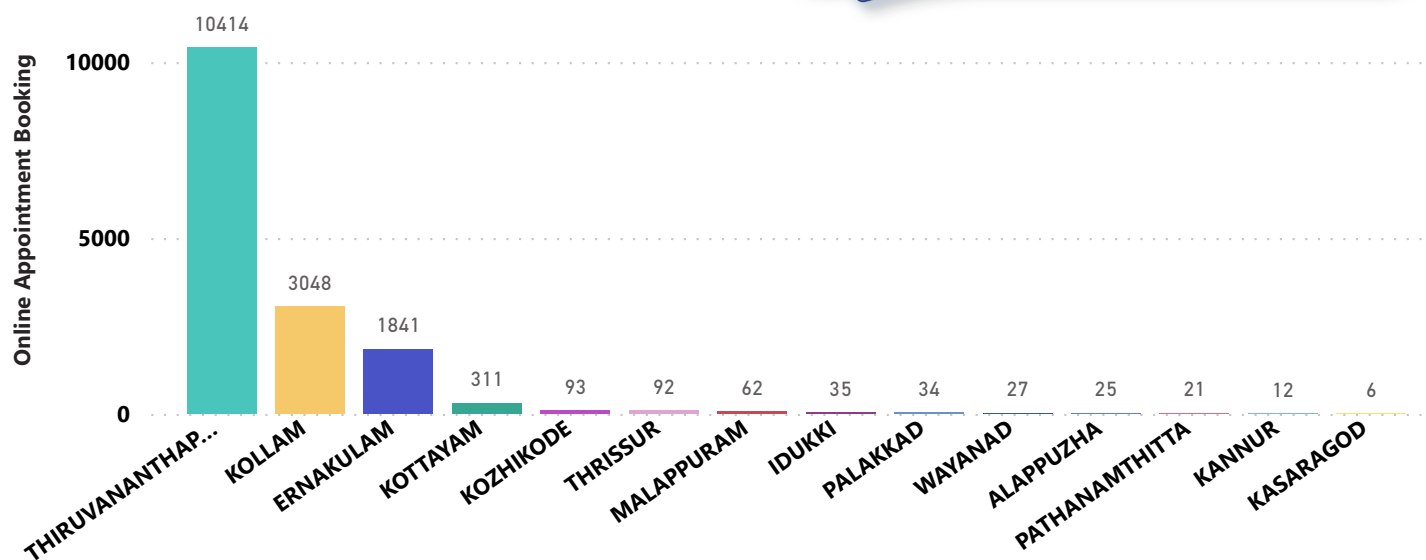
4. Status of Modules started in Hospitals

District wise status of live institutions and the count of various modules [Reception, OP Consultation, Lab, Pharmacy] started.

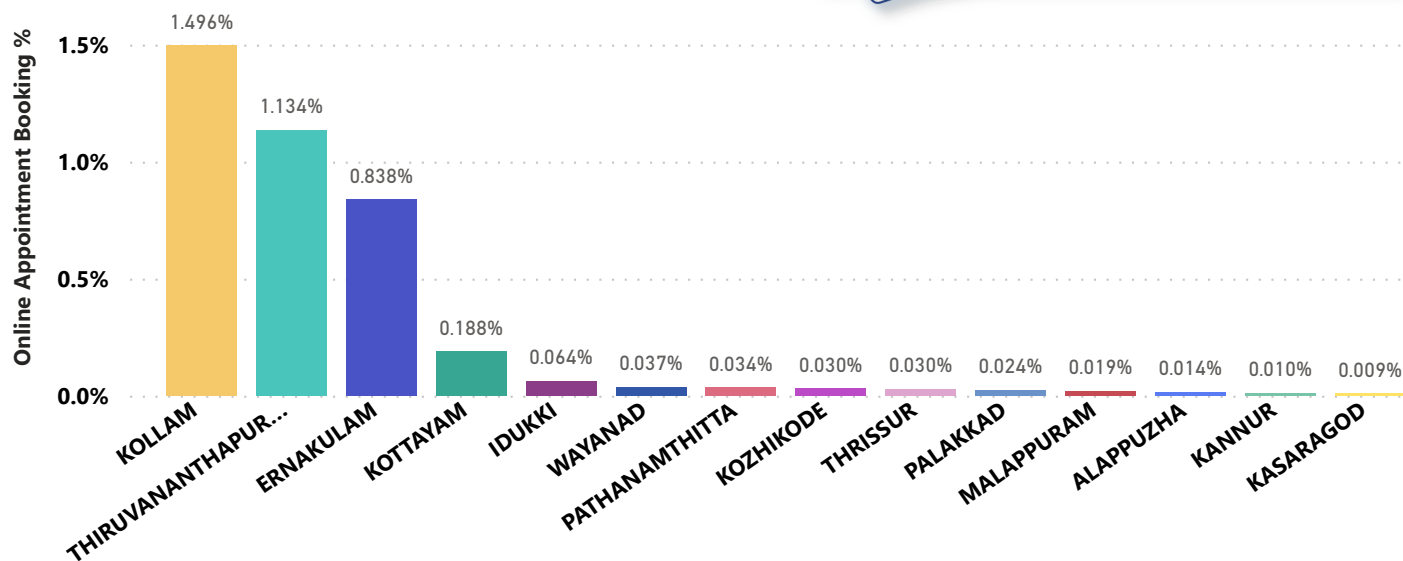
District Name	Live Institutions	Reception	Consultation	Lab	Pharmacy
THIRUVANANTHAPURAM	105	99 (94.3%)	94 (89.5%)	83 (79.%)	79 (75.2%)
THRISSUR	59	56 (94.9%)	54 (91.5%)	49 (83.1%)	53 (89.8%)
MALAPPURAM	49	44 (89.8%)	42 (85.7%)	20 (40.8%)	21 (42.9%)
KOZHIKODE	42	36 (85.7%)	30 (71.4%)	25 (59.5%)	25 (59.5%)
PALAKKAD	39	39 (100.%)	36 (92.3%)	32 (82.1%)	24 (61.5%)
ERNAKULAM	36	28 (77.8%)	25 (69.4%)	13 (36.1%)	19 (52.8%)
KANNUR	30	26 (86.7%)	25 (83.3%)	22 (73.3%)	22 (73.3%)
KOTTAYAM	26	21 (80.8%)	21 (80.8%)	17 (65.4%)	20 (76.9%)
KOLLAM	23	23 (100.%)	23 (100.%)	23 (100.%)	23 (100.%)
ALAPPUZHA	21	20 (95.2%)	19 (90.5%)	17 (81.%)	18 (85.7%)
KASARAGOD	20	19 (95.%)	18 (90.%)	14 (70.%)	16 (80.%)
IDUKKI	19	18 (94.7%)	17 (89.5%)	11 (57.9%)	16 (84.2%)
PATHANAMTHITTA	19	18 (94.7%)	16 (84.2%)	13 (68.4%)	13 (68.4%)
WAYANAD	16	16 (100.%)	15 (93.8%)	15 (93.8%)	15 (93.8%)
Total	504	463 (91.9%)	435 (86.3%)	354 (70.2%)	364 (72.2%)

5. Percentage of Online Appointment Booking in Hospitals

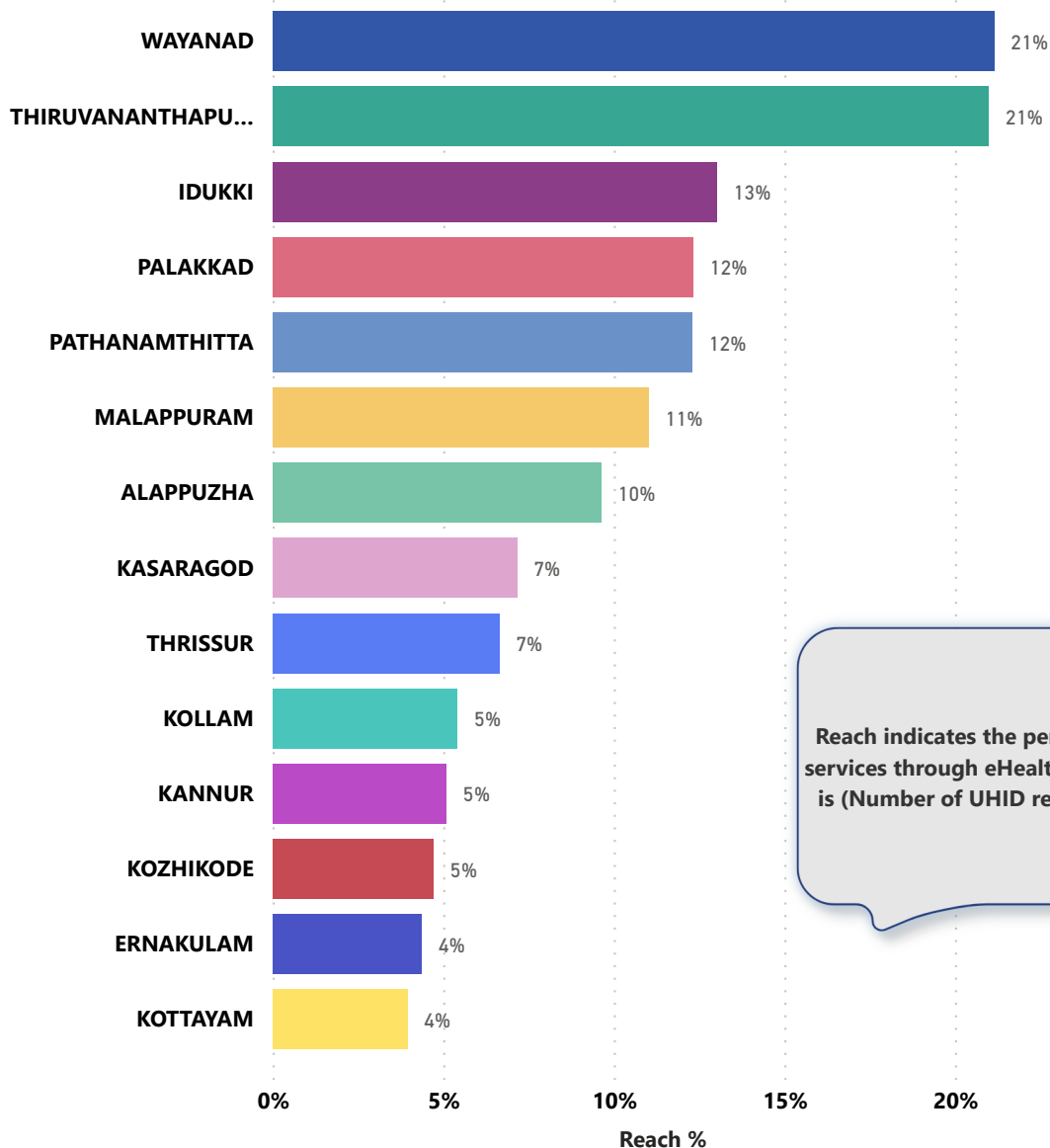
District-wise count of Online appointments taken during the month of January '23. KNR district is at 13th position in Online appointments.



District-wise percentage of online appointment booking up on OP visits for the month of December '23. Calculation is performed as (Online Visits / OP Visits) * 100 %.



6. eHealth Performance - Reach



Reach indicates the percentage of population availing services through eHealth. The formula used to calculate is $(\text{Number of UHID registered} / \text{Population}) * 100 \%$.

7. Public Health Survey Status

