

1. eHealth Kerala - Vital Statistics

Live Institutions	26
Medical College Hospitals	1
PHCs/FHCs	21
CHCs	0
DHs/GHs	2
PH Labs	0
Other(Inc UPHCs,Taluk Hospitals)	2



2. Highlights



- The reception module is functional in 20 of the 21 PHCs/FHCs/UPHCs of the Kottayam district.
- The Kottayam District is at 4th position (up by 1) in the overall performance ranking of districts based on PHCs/FHCs/UPHCs.
- Kottayam district is at position 2 (up by 7) in OP consultation with 89%.
- The district remains at position 4 in online appointment booking.
- The Kottayam district moved from position 8 to position 7 in Pharmacy Usage with 64%(up by 9%).



- The district remains at position 9 in UHID Visits with 24%.
- The district remains at 14th position in reach rank which indicates UHID registration proportionate to the population.
- The district is at position 12 in the house survey completion (0.28%) and at position 13 in member survey completion (0.01%).

3. eHealth - District Ranking Matrix Based on Performance of PHCs/FHCs/UPHCs

The ranking matrix showcase the district performance in providing eHealth services through PHCs/FHCs/UPHCs based on six different parameters. These parameters include whether the reception module is started or not, UHID Visits, Doctor Consultation, Pharmacy Usage, Lab Usage and number of Live Institutions. Based on the ranking, the districts are classified into three broad categories, the best performing districts, the average performing districts and the low performing districts.

The best performing districts should strive to continue to remain in the same position, whereas the average performing as well as the low performing districts should strive to reach to the 'top four' league.

The ranking matrix for the month of January '23 is given below:

District	Rank
WAYANAD	1
IDUKKI	2
KOLLAM	2
PATHANAMTHITTA	2
THIRUVANANTHAPURAM	2
ALAPPUZHA	3
PALAKKAD	3
KOTTAYAM	4
THRISSUR	4
KANNUR	5
KOZHIKODE	5
KASARAGOD	6
MALAPPURAM	7
ERNAKULAM	8

 Best performing
 Average performing
 Low performing

3. eHealth - Institution Level Ranking of PHCs/FHCs/UPHCs

Hospital	Rank
Family Health Centre Brahmamangalam	1
Family Health Centre Panachikkadu	1
Family Health Centre Udayanapuram	1
Family Health Centre Vazhoor	1
Family Health Centre Paippad	2
Family Health Centre Kuruppanthara	3
Family Health Centre Veliyannoor	3
Family Health Centre Manarcad	4
Family Health Centre Erattupetta	5
Family Health Centre Madappally	5
Family Health Centre Moonnilavu	5
Family Health Centre Mutholy	5
Family Health Centre Parampuzha	5
Urban Primary Health Centre Perunna	5
Family Health Centre Velloor	6
Family Health Centre Kallara	7
Family Health Centre Nattakom	7
Family Health Centre Marangattupally	8
Family Health Centre Maravanthuruthu	8
Family Health Centre Meenachil	8
Family Health Centre Vellavoor	9

3.1 eHealth Performance - Reception Module

Reception Module is considered to be functional in a PHC/FHC/UPHC only if the number of total visits for the month is of minimum 500.

The reception module is functional in 20 of the 22 PHCs/FHCs/UPHCs of the Kottayam district.

District	PHC/FHC/UPHC Count	PHC/FHC/UPHC with Reception	% of PHC/FHC/UPHC with Reception
ALAPPUZHA	17	17	100.00%
KASARAGOD	19	19	100.00%
KOLLAM	21	21	100.00%
WAYANAD	15	15	100.00%
PALAKKAD	38	37	97.00%
THIRUVANANTHAPURAM	68	65	96.00%
IDUKKI	17	16	94.00%
PATHANAMTHITTA	17	16	94.00%
THRISSUR	54	51	94.00%
KANNUR	27	25	93.00%
KOZHIKODE	30	28	93.00%
KOTTAYAM	22	20	91.00%
MALAPPURAM	46	41	89.00%
ERNAKULAM	33	26	79.00%

Institutions where the reception module is either not started or not using

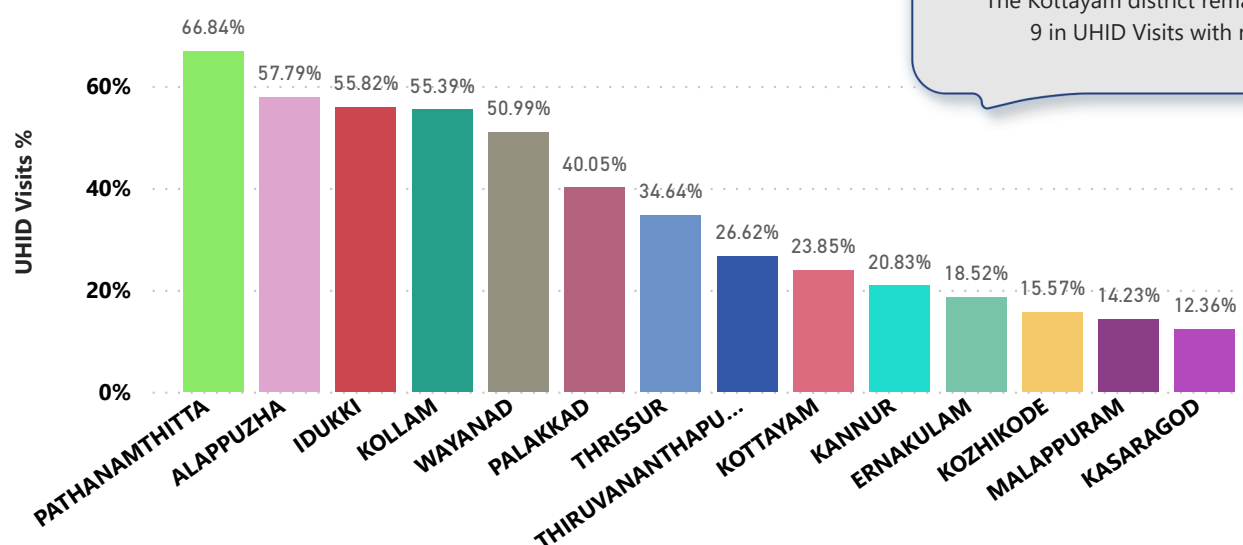
Hospital Name

Family Health Centre Meenadom

Family Health Centre Vellavoor

3.2 e-Health Performance - UHID Visits

UHID Visit % is calculated as (UHID Visits / Total Visit) *100



The Kottayam district remains at position 9 in UHID Visits with nearly 24%.

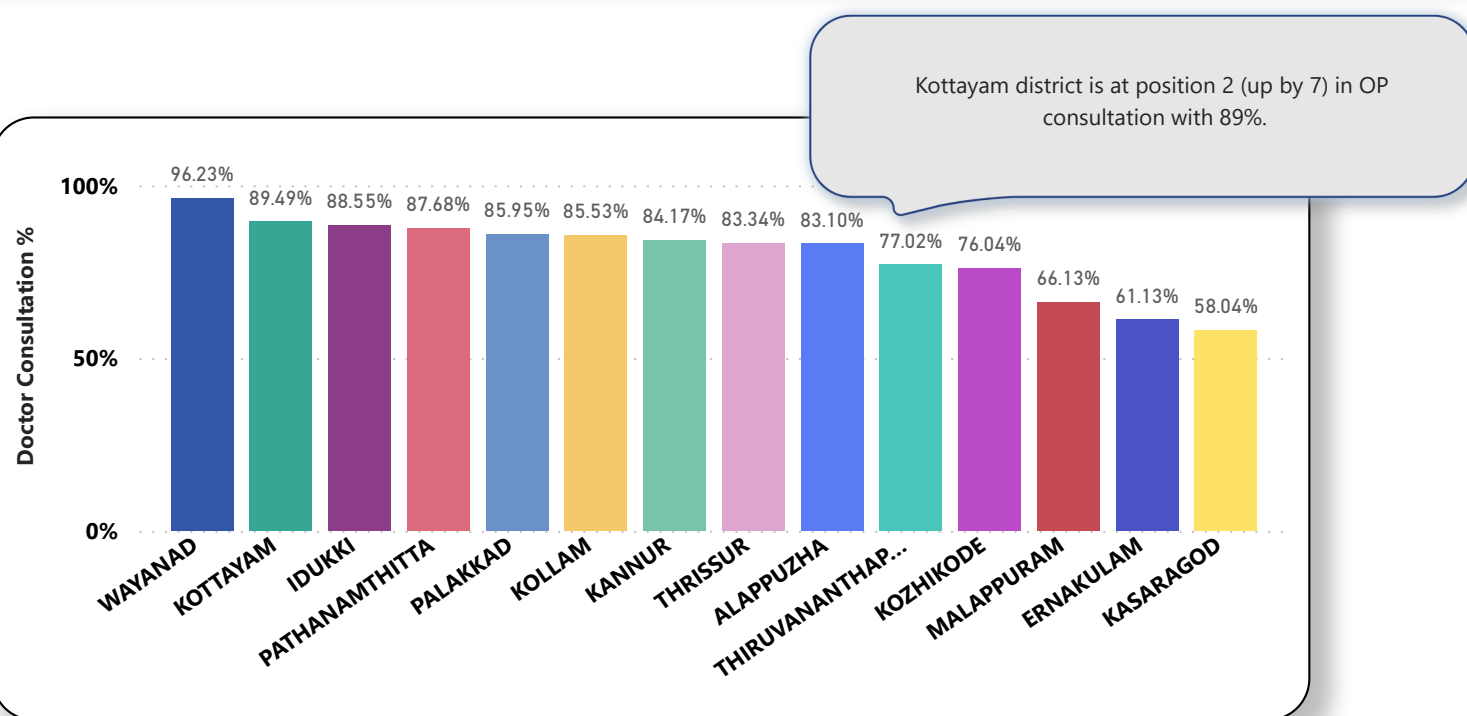
PHCs/FHCs/UPHCs based on UHID Visits

Institutions with atleast 100 UHID visits are listed here.

Hospital	UHID Visit %
Family Health Centre Kuruppanthara	59.00%
Family Health Centre Udayanapuram	59.00%
Family Health Centre Brahmamangalam	54.00%
Family Health Centre Paippad	42.00%
Family Health Centre Vazhoor	36.00%
Family Health Centre Veliyannoor	34.00%
Family Health Centre Madappally	28.00%
Family Health Centre Panachikkadu	28.00%
Family Health Centre Kallara	26.00%
Family Health Centre Mutholy	25.00%
Family Health Centre Maravanthuruthu	22.00%

Hospital	UHID Visit %
Family Health Centre Meenachil	3.00%
Family Health Centre Nattakom	5.00%
Family Health Centre Manarcad	6.00%
Family Health Centre Marangattupally	10.00%
Family Health Centre Velloor	11.00%
Family Health Centre Parampuzha	12.00%
Family Health Centre Erattupetta	13.00%
Urban Primary Health Centre Perunna	15.00%
Family Health Centre Maravanthuruthu	22.00%
Family Health Centre Mutholy	25.00%
Family Health Centre Kallara	26.00%

3.3 e-Health Performance - Doctor Consultation



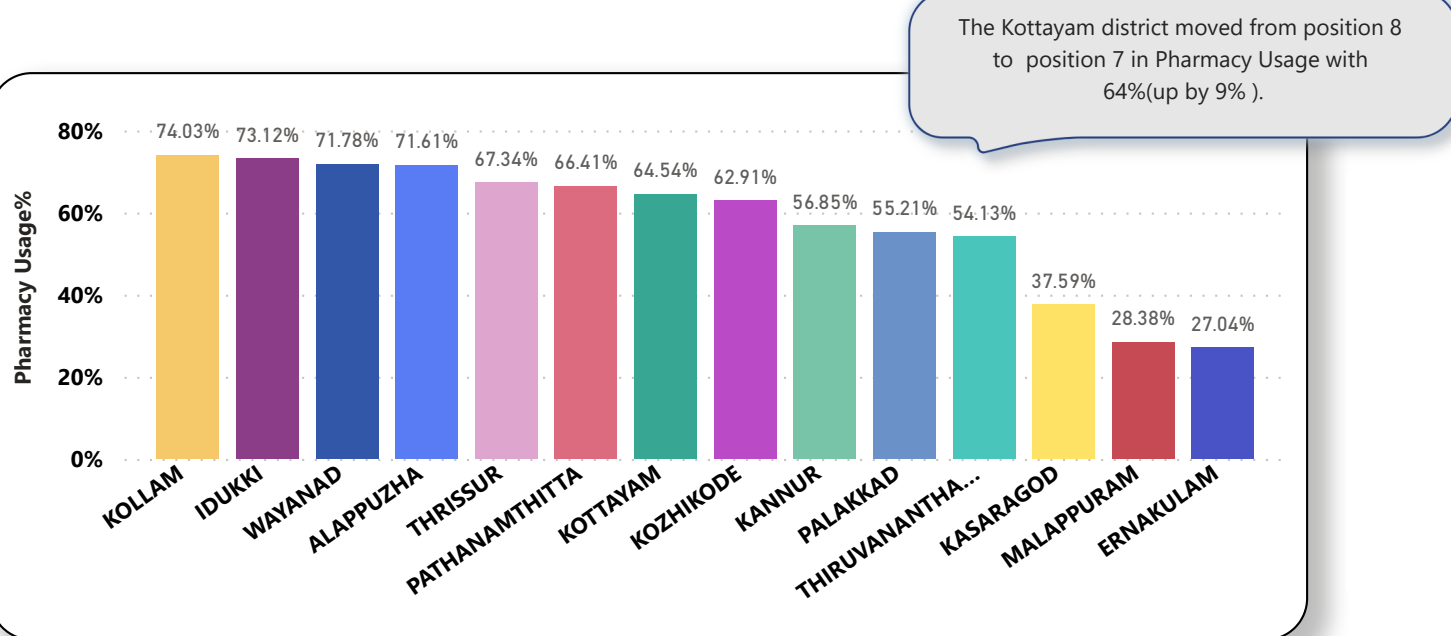
Doctor Consultation Percentage in PHCs/FHCs/UPHCs

Hospital	Doctor Consultation %
Family Health Centre Brahmamangalam	99.02%
Family Health Centre Kuruppanthara	98.23%
Family Health Centre Vazhoor	98.03%
Family Health Centre Panachikkadu	97.98%
Urban Primary Health Centre Perunna	97.74%
Family Health Centre Udayanapuram	97.72%
Family Health Centre Veliyanoor	96.98%
Family Health Centre Marangattupally	96.81%
Family Health Centre Paippad	95.35%
Family Health Centre Erattupetta	93.14%
Family Health Centre Madappally	92.87%
Family Health Centre Parampuzha	90.96%
Family Health Centre Meenachil	90.22%
Family Health Centre Manarcad	89.55%
Family Health Centre Mutholy	84.53%
Family Health Centre Nattakom	83.59%

Hospital	Doctor Consultation %
Family Health Centre Maravanthuruthu	54.00%
Family Health Centre Kallara	56.39%
Family Health Centre Velloor	80.83%
Family Health Centre Nattakom	83.59%
Family Health Centre Mutholy	84.53%
Family Health Centre Manarcad	89.55%
Family Health Centre Meenachil	90.22%
Family Health Centre Parampuzha	90.96%
Family Health Centre Madappally	92.87%
Family Health Centre Erattupetta	93.14%
Family Health Centre Paippad	95.35%
Family Health Centre Marangattupally	96.81%
Family Health Centre Veliyanoor	96.98%
Family Health Centre Udayanapuram	97.72%
Urban Primary Health Centre Perunna	97.74%
Family Health Centre Panachikkadu	97.98%

3.4 e-Health Performance - Pharmacy Usage in PHCs/FHCs/UPHCs

Pharmacy usage is calculated as (Pharmacy Prescription Count / Total Visits) *100



Pharmacy Usage in PHCs/FHCs/UPHCs

Hospital	Pharmacy Usage %
Family Health Centre Brahmamangalam	102.00%
Family Health Centre Vazhoor	100.00%
Family Health Centre Udayanapuram	97.00%
Family Health Centre Veliyanloor	96.00%
Urban Primary Health Centre Perunna	95.00%
Family Health Centre Manarcad	94.00%
Family Health Centre Paippad	90.00%
Family Health Centre Kuruppanthara	89.00%
Family Health Centre Panachikkadu	88.00%
Family Health Centre Velloor	78.00%
Family Health Centre Parampuzha	68.00%
Family Health Centre Mutholy	64.00%
Family Health Centre Kallara	53.00%
Family Health Centre Madappally	50.00%

Hospital	Pharmacy Usage %
Family Health Centre Marangattupally	0.00%
Family Health Centre Meenachil	6.00%
Family Health Centre Erattupetta	27.00%
Family Health Centre Maravanthuruthu	45.00%
Family Health Centre Nattakom	47.00%
Family Health Centre Madappally	50.00%
Family Health Centre Kallara	53.00%
Family Health Centre Mutholy	64.00%
Family Health Centre Parampuzha	68.00%
Family Health Centre Velloor	78.00%
Family Health Centre Panachikkadu	88.00%
Family Health Centre Kuruppanthara	89.00%
Family Health Centre Paippad	90.00%

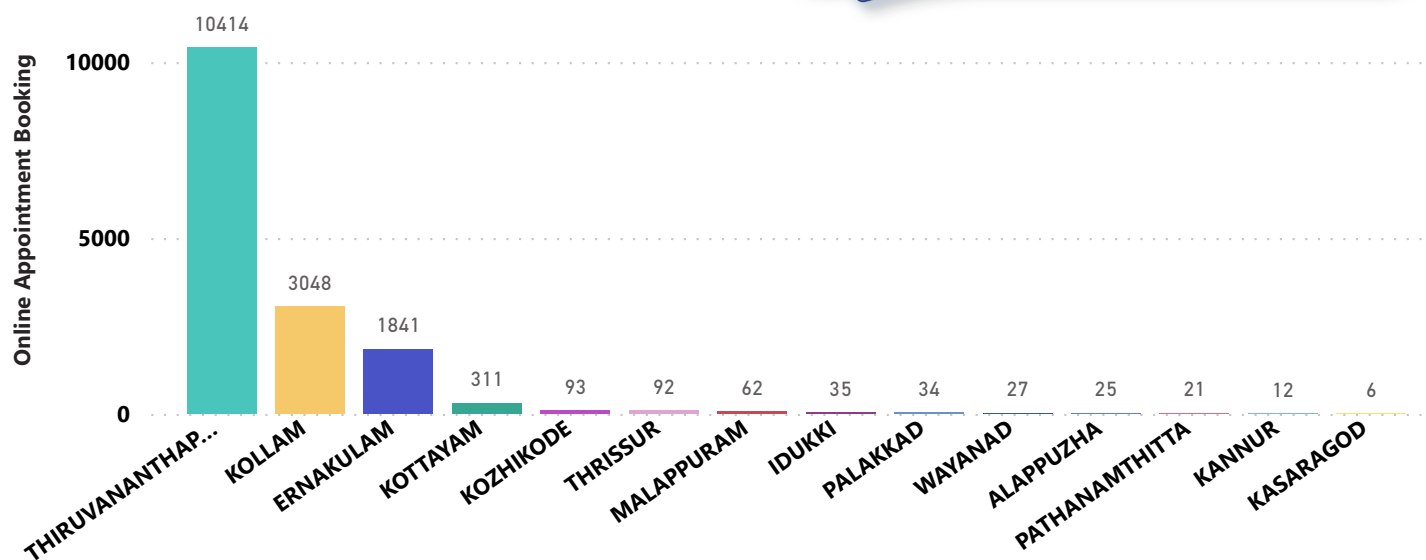
4. Status of Modules started in Hospitals

District wise status of live institutions and the count of various modules [Reception, OP Consultation, Lab, Pharmacy] started.

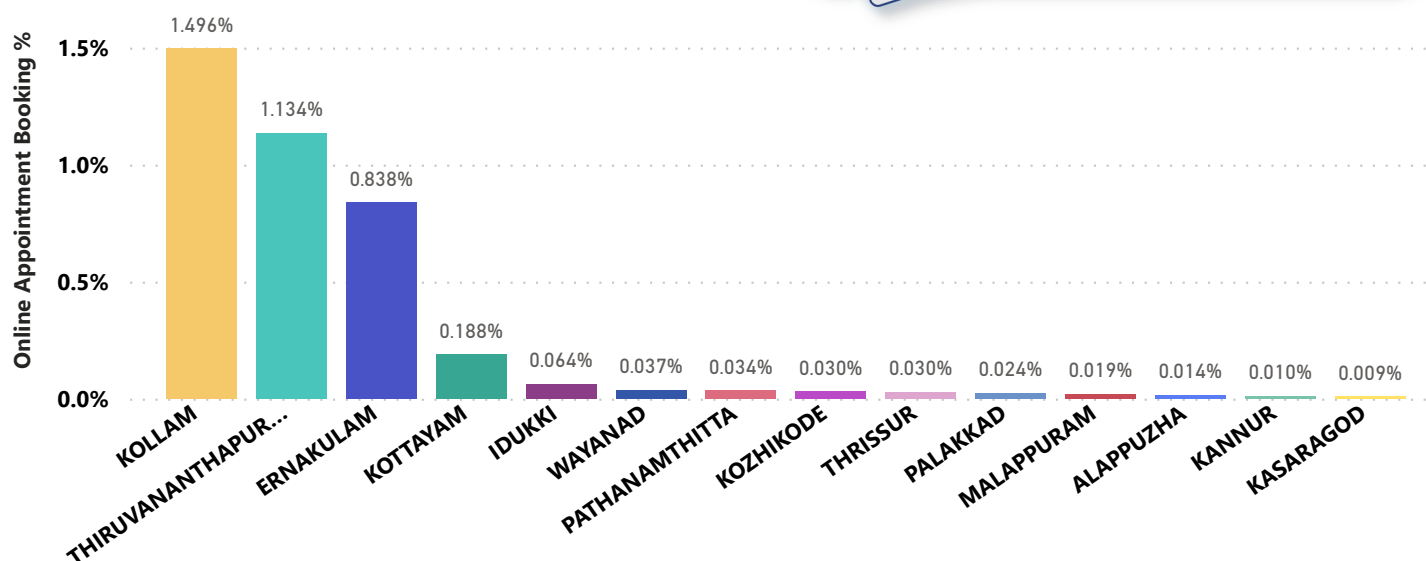
District Name	Live Institutions	Reception	Consultation	Lab	Pharmacy
THIRUVANANTHAPURAM	105	99 (94.3%)	94 (89.5%)	83 (79.%)	79 (75.2%)
THRISSUR	59	56 (94.9%)	54 (91.5%)	49 (83.1%)	53 (89.8%)
MALAPPURAM	49	44 (89.8%)	42 (85.7%)	20 (40.8%)	21 (42.9%)
KOZHIKODE	42	36 (85.7%)	30 (71.4%)	25 (59.5%)	25 (59.5%)
PALAKKAD	39	39 (100.%)	36 (92.3%)	32 (82.1%)	24 (61.5%)
ERNAKULAM	36	28 (77.8%)	25 (69.4%)	13 (36.1%)	19 (52.8%)
KANNUR	30	26 (86.7%)	25 (83.3%)	22 (73.3%)	22 (73.3%)
KOTTAYAM	26	21 (80.8%)	21 (80.8%)	17 (65.4%)	20 (76.9%)
KOLLAM	23	23 (100.%)	23 (100.%)	23 (100.%)	23 (100.%)
ALAPPUZHA	21	20 (95.2%)	19 (90.5%)	17 (81.%)	18 (85.7%)
KASARAGOD	20	19 (95.%)	18 (90.%)	14 (70.%)	16 (80.%)
IDUKKI	19	18 (94.7%)	17 (89.5%)	11 (57.9%)	16 (84.2%)
PATHANAMTHITTA	19	18 (94.7%)	16 (84.2%)	13 (68.4%)	13 (68.4%)
WAYANAD	16	16 (100.%)	15 (93.8%)	15 (93.8%)	15 (93.8%)
Total	504	463 (91.9%)	435 (86.3%)	354 (70.2%)	364 (72.2%)

5. Percentage of Online Appointment Booking in Hospitals

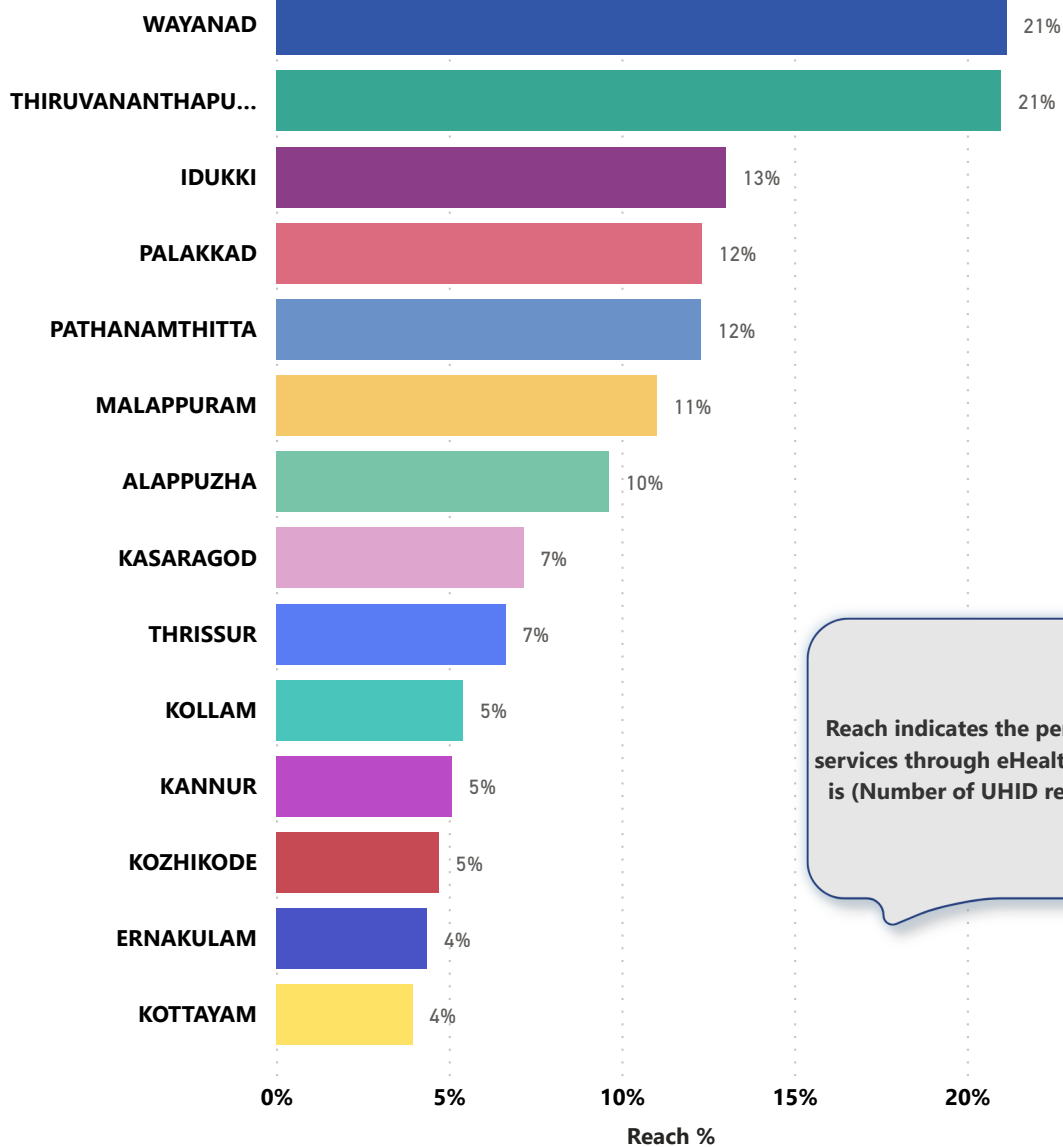
District-wise count of online appointments taken during the month of January '23. Kottayam district remains at position 4 in the number of online appointments.



District-wise percentage of online appointment booking up on OP visits for the month of January '23. Calculation is performed as (Online Visits / OP Visits) * 100 %.



6. eHealth Performance - Reach



Reach indicates the percentage of population availing services through eHealth. The formula used to calculate is $(\text{Number of UHID registered} / \text{Population}) * 100 \%$.

7. Public Health Survey Status

