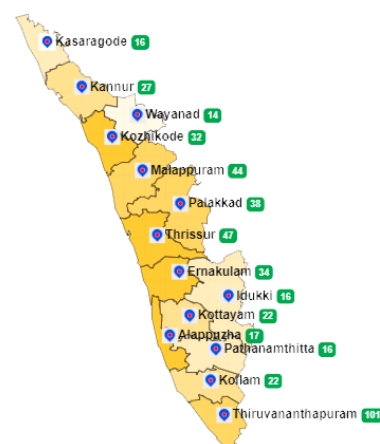


1. eHealth Kerala - Vital Statistics

Live Institutions	49
Medical College Hospitals	1
PHCs/FHCs	41
CHCs	0
DHs/GHs	0
PH Labs	0
Other(Inc UPHCs,Taluk Hospitals)	7



2. Highlights



- Reception Module started in 41 of the 46 PHCs/FHCs/UPHCs of the district.
- e-Health rolled out in 2 new Institutions in Malappuram District.
- Malappuram district is at position 7 (down by 1) in online appointment bookings.
- Malappuram district stands at position 12 in OP consultation with 66.13%(13% up).
- The district is at position 6 in reach rank which indicates number of uhid registered among the entire population.



- The district is at position 13 in overall performance ranking of districts with a rank of 7 based on PHCs/ FHCs/UPHCs.
- The district is at position 13 in house survey completion(.05%) and at position 11 in member survey completion(0.02%).
- The district remains at
 - position 13 in UHID Visits with the value of 14.23%(1%up).
 - position 13 (1 position up) in Pharmacy Usage with 28.38%.




3. eHealth - District Ranking Matrix Based on Performance of PHCs/FHCs/UPHCs

The ranking matrix showcase the district performance in providing eHealth services through PHCs/FHCs/UPHCs based on six different parameters. These parameters include whether the reception module is started or not, UHID Visits, Doctor Consultation, Pharmacy Usage, Lab Usage and number of Live Institutions. Based on the ranking, the districts are classified into three broad categories, the best performing districts, the average performing districts and the low performing districts.

The best performing districts should strive to continue to remain in the same position, whereas the average performing as well as the low performing districts should strive to reach to the 'top four' league.

The ranking matrix for the month of January '23 is given below:

District	Rank
WAYANAD	1
IDUKKI	2
KOLLAM	2
PATHANAMTHITTA	2
THIRUVANANTHAPURAM	2
ALAPPUZHA	3
PALAKKAD	3
KOTTAYAM	4
THRISSUR	4
KANNUR	5
KOZHIKODE	5
KASARAGOD	6
MALAPPURAM	7
ERNAKULAM	8

 Best performing
 Average performing
 Low performing

3. eHealth - Institution Level Ranking of PHCs/FHCs/UPHCs

Hospital	Rank
Family Health Centre Chokkad	1
Family Health Centre Morayur	2
Family Health Centre Pulikkal	2
Family Health Centre A R Nagar	3
Family Health Centre Vazhikkadavu	3
Family Health Centre Parappanangadi	4
Family Health Centre Ponmala	4
Family Health Centre Thanalur	4
Family Health Centre Athanikkal	5
Family Health Centre Thazhekcode	5
Urban Primary Health Centre Eravimangalam	5
Family Health Centre Koottayi	6
Family Health Centre Ozhoor	6
Family Health Centre Thiruvali	6
Urban Primary Health Centre Biyam	6
Family Health Centre Chaliyar	7
Family Health Centre Elamkulam	7
Family Health Centre Karulai	7
Family Health Centre Moorkkanad	7
Family Health Centre Edayur	8
Family Health Centre Nannambra	8
Urban Primary Health Centre Mummuly Nilambur	8
Urban Primary Health Centre Vettekcode	8

Hospital	Rank
Family Health Centre Chemmalassery	12
Family Health Centre Trippanachi	12
Family Health Centre Alankode	11
Family Health Centre Chelembra	11
Family Health Centre Moonniyoor	11
Family Health Centre Pandikkad	11
Family Health Centre Pang	11
Family Health Centre Thalakkad	11
Family Health Centre Thirunavaya	11
Family Health Centre Triprangode	11
Family Health Centre Valavannur	11
Family Health Centre Vazhakkad	11
Family Health Centre Vazhayoor	11
Urban Primary Health Centre Mangalassery Manjeri	11
Family Health Centre Thuvvur	10
Family Health Centre Vattamkulam	10
Family Health Centre Kottakkal	9
Family Health Centre Kuzhimanna	9
Family Health Centre Marakkara	9
Family Health Centre Porur	9
Family Health Centre Edayur	8
Family Health Centre Nannambra	8
Urban Primary Health Centre	8

3.1 eHealth Performance - Reception Module

Reception Module is considered to be functional in a PHC/FHC/UPHC only if the number of total visits for the month is of minimum 500.

Reception module started in 41 out of 46 PHCs/FHCs/UPHCs

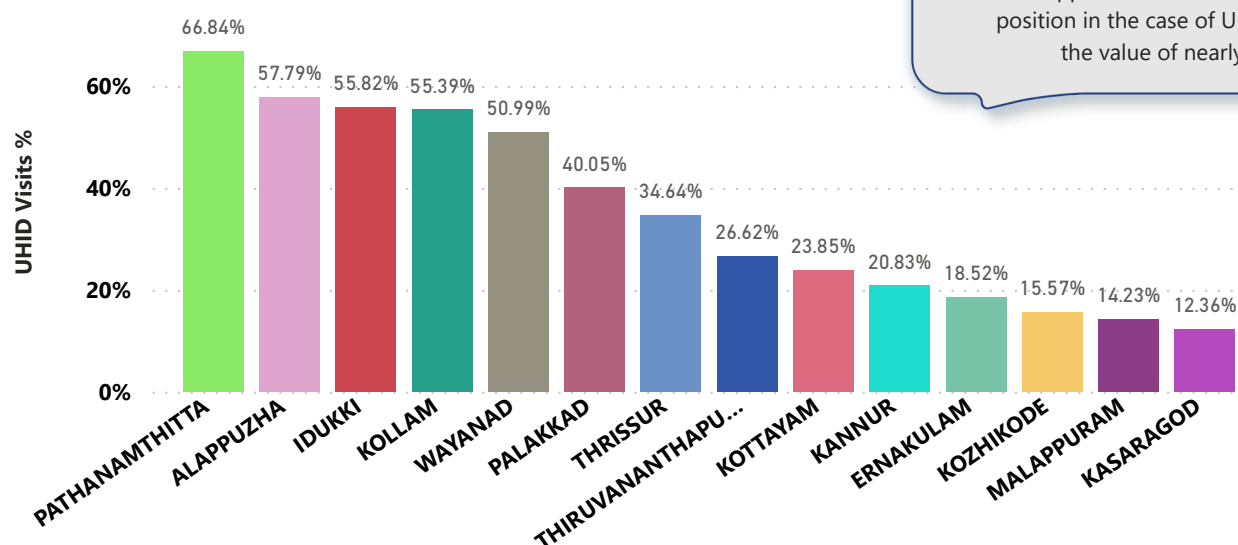
District	PHC/FHC/UPHC Count	PHC/FHC/UPHC with Reception	% of PHC/FHC/UPHC with Reception
ALAPPUZHA	17	17	100.00%
KASARAGOD	19	19	100.00%
KOLLAM	21	21	100.00%
WAYANAD	15	15	100.00%
PALAKKAD	38	37	97.00%
THIRUVANANTHAPURAM	68	65	96.00%
IDUKKI	17	16	94.00%
PATHANAMTHITTA	17	16	94.00%
THRISSUR	54	51	94.00%
KANNUR	27	25	93.00%
KOZHIKODE	30	28	93.00%
KOTTAYAM	22	20	91.00%
MALAPPURAM	46	41	89.00%
ERNAKULAM	33	26	79.00%

Institutions where the reception module is either not started or not using

Hospital Name
Family Health Centre Chemmalassery
Family Health Centre Kaladi
Family Health Centre Palappetty
Family Health Centre Thrikkalangoode
Family Health Centre Trippanachi

3.2 e-Health Performance - UHID Visits

UHID Visit % is calculated as (UHID Visits / Total Visit) *100



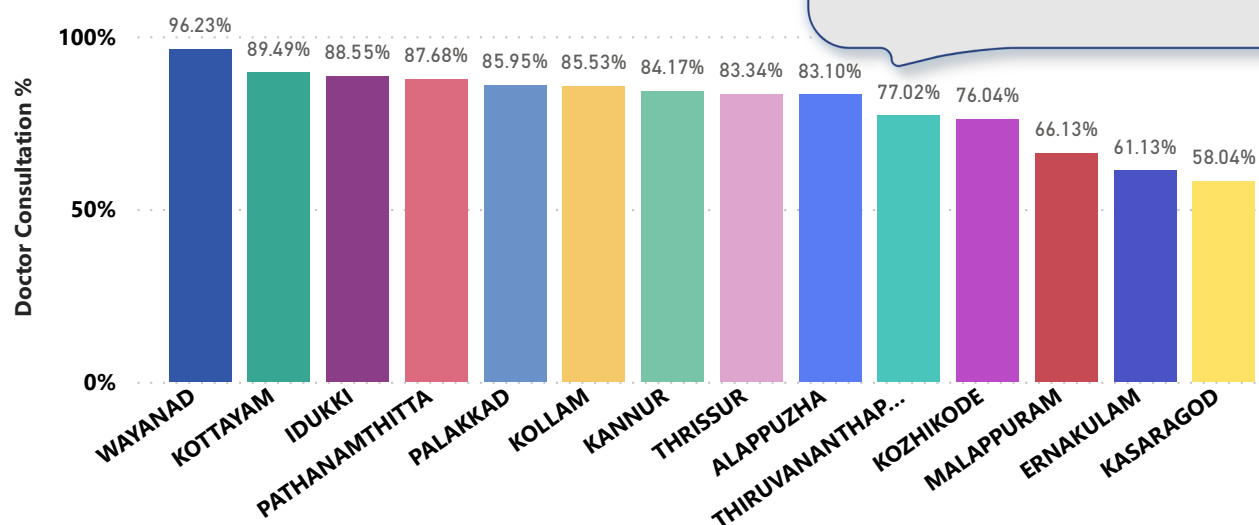
PHCs/FHCs/UPHCs based on UHID Visits

Institutions with atleast 100 UHID visits are listed here.

Hospital	UHID Visit %
Family Health Centre Chemmalassery	100.00%
Family Health Centre Chokkad	75.00%
Family Health Centre Pulikkal	74.00%
Family Health Centre Chaliyar	59.00%
Family Health Centre Morayur	52.00%
Family Health Centre Moorkkanad	46.00%
Family Health Centre Porur	43.00%
Family Health Centre Elamkulam	35.00%
Family Health Centre A R Nagar	33.00%
Family Health Centre Vazhikkadavu	26.00%
Family Health Centre Edayur	21.00%

Hospital	UHID Visit %
Family Health Centre Pandikkad	4.00%
Family Health Centre Parappanangadi	4.00%
Family Health Centre Kuzhimanna	5.00%
Family Health Centre Marakkara	5.00%
Family Health Centre Thanalur	5.00%
Family Health Centre Nannambra	6.00%
Family Health Centre Kottakkal	8.00%
Family Health Centre Koottayi	9.00%
Family Health Centre Ponmala	12.00%
Family Health Centre Pang	13.00%
Family Health Centre Thirunavaya	16.00%

3.3 e-Health Performance - Doctor Consultation



Malappuram district stands at 12th position(up by 2) in the case of OP consultation with the value of 66.13%

Doctor Consultation Percentage in PHCs/FHCs/UPHCs

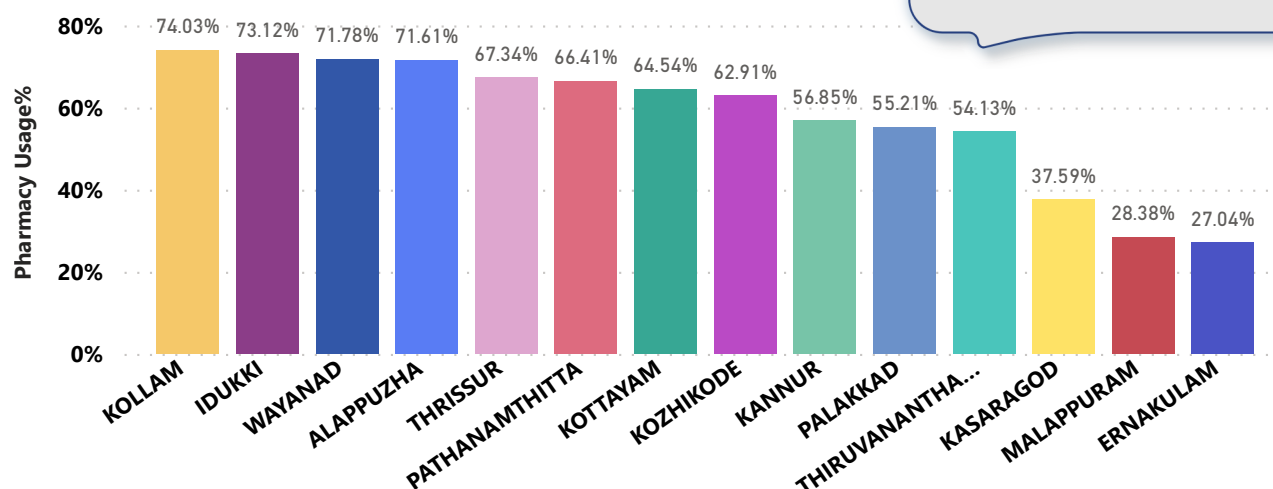
Hospital	Doctor Consultation %
Family Health Centre Vazhikkadavu	99.93%
Family Health Centre A R Nagar	99.91%
Family Health Centre Parappanangadi	99.38%
Family Health Centre Koottayi	99.28%
Family Health Centre Ponmala	98.29%
Family Health Centre Pulikkal	98.24%
Family Health Centre Chokkad	98.04%
Family Health Centre Morayur	95.99%
Family Health Centre Karulai	94.28%
Family Health Centre Thanalur	94.02%
Family Health Centre Thazhekode	93.75%
Family Health Centre Elamkulam	93.65%
Family Health Centre Nannambra	90.90%

Hospital	Doctor Consultation %
Family Health Centre Chemmalassery	0.00%
Family Health Centre Porur	22.23%
Family Health Centre Thirunavaya	33.97%
Family Health Centre Pang	36.59%
Family Health Centre Pandikkad	41.32%
Family Health Centre Edayur	68.65%
Family Health Centre Chaliyar	77.75%
Family Health Centre Marakkara	77.98%
Family Health Centre Moorkkanad	80.96%
Family Health Centre Kuzhimanna	84.81%
Family Health Centre Kottakkal	89.38%
Family Health Centre Nannambra	90.90%
Family Health Centre Elamkulam	93.65%

3.4 e-Health Performance - Pharmacy Usage in PHCs/FHCs/UPHCs

Pharmacy usage is calculated as (Pharmacy Prescription Count / Total Visits) *100

Malappuram district stands at 13th position in Pharmacy Usage with 28.38%.



Pharmacy Usage in PHCs/FHCs/UPHCs

Hospital	Pharmacy Usage %
Family Health Centre Parappanangadi	94.00%
Family Health Centre Pulikkal	94.00%
Family Health Centre Vazhikkadavu	93.00%
Family Health Centre Chokkad	92.00%
Family Health Centre A R Nagar	90.00%
Family Health Centre Thanalur	90.00%
Family Health Centre Morayur	84.00%
Family Health Centre Thazhekode	81.00%
Family Health Centre Koottayi	77.00%
Family Health Centre Ponmala	67.00%
Family Health Centre Edayur	32.00%
Family Health Centre Karulai	27.00%
Family Health Centre Elamkulam	6.00%

Hospital	Pharmacy Usage %
Family Health Centre Chaliyar	0.00%
Family Health Centre Chemmalassery	0.00%
Family Health Centre Kottakkal	0.00%
Family Health Centre Kuzhimanna	0.00%
Family Health Centre Moorkkanad	0.00%
Family Health Centre Nannambra	0.00%
Family Health Centre Pang	0.00%
Family Health Centre Thirunavaya	0.00%
Family Health Centre Marakkara	1.00%
Family Health Centre Pandikkad	1.00%
Family Health Centre Porur	2.00%
Family Health Centre Elamkulam	6.00%
Family Health Centre Karulai	27.00%

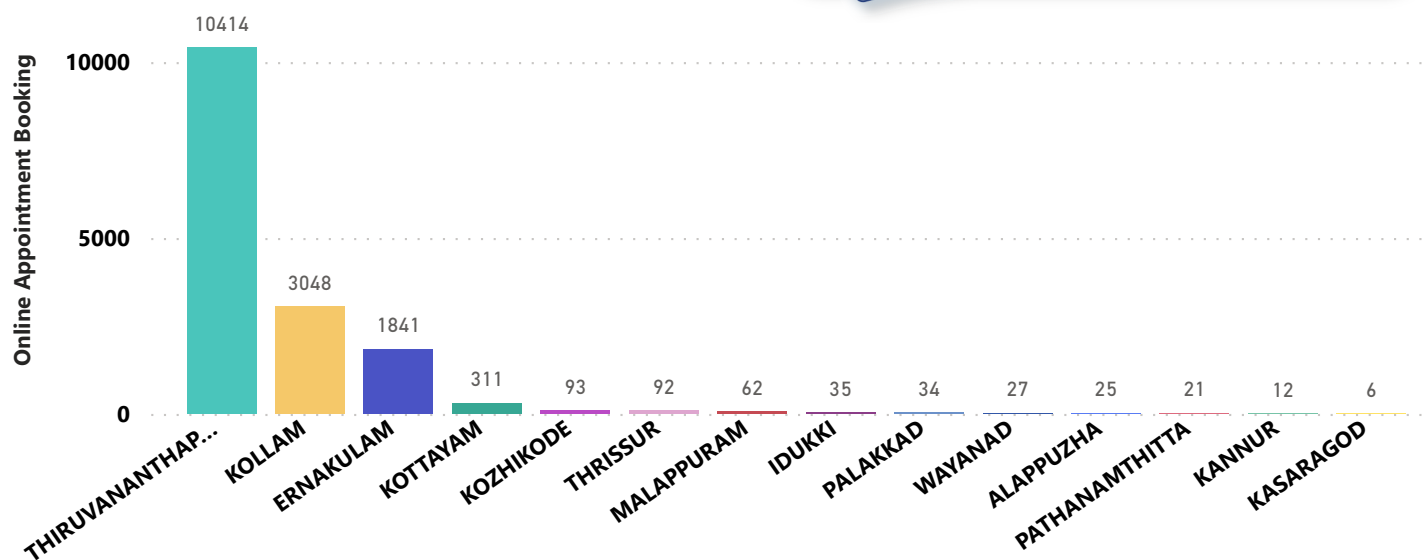
4. Status of Modules started in Hospitals

District wise status of live institutions and the count of various modules [Reception, OP Consultation, Lab, Pharmacy] started.

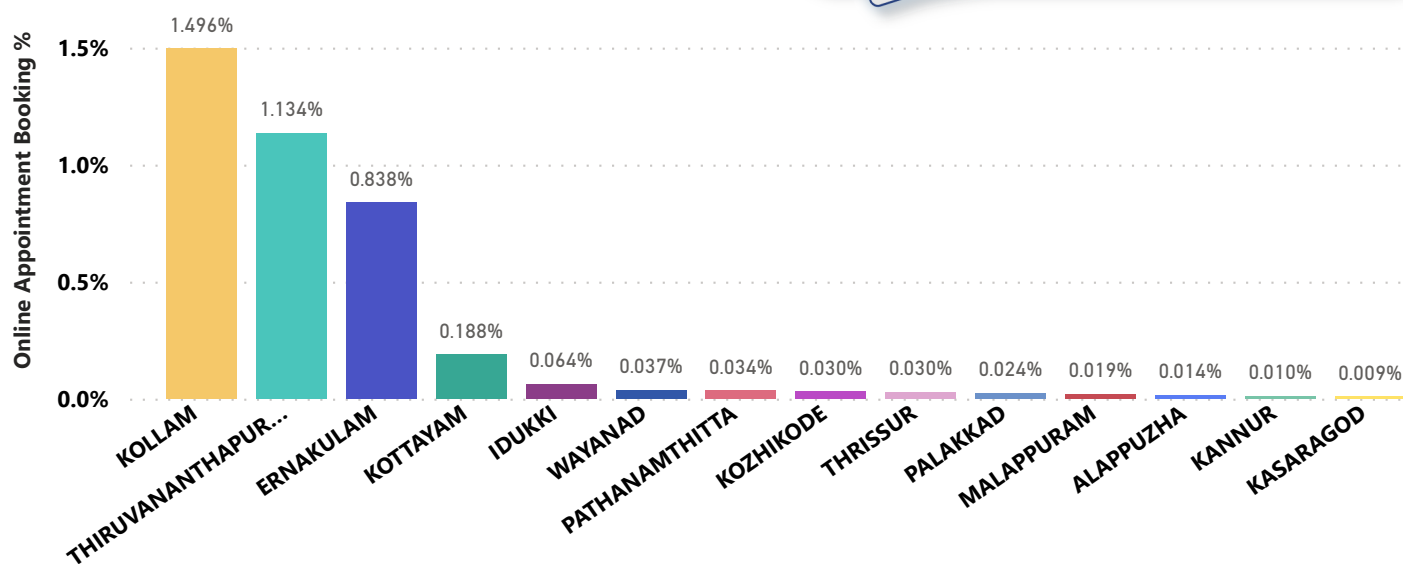
District Name	Live Institutions	Reception	Consultation	Lab	Pharmacy
THIRUVANANTHAPURAM	105	99 (94.3%)	94 (89.5%)	83 (79.%)	79 (75.2%)
THRISSUR	59	56 (94.9%)	54 (91.5%)	49 (83.1%)	53 (89.8%)
MALAPPURAM	49	44 (89.8%)	42 (85.7%)	20 (40.8%)	21 (42.9%)
KOZHIKODE	42	36 (85.7%)	30 (71.4%)	25 (59.5%)	25 (59.5%)
PALAKKAD	39	39 (100.%)	36 (92.3%)	32 (82.1%)	24 (61.5%)
ERNAKULAM	36	28 (77.8%)	25 (69.4%)	13 (36.1%)	19 (52.8%)
KANNUR	30	26 (86.7%)	25 (83.3%)	22 (73.3%)	22 (73.3%)
KOTTAYAM	26	21 (80.8%)	21 (80.8%)	17 (65.4%)	20 (76.9%)
KOLLAM	23	23 (100.%)	23 (100.%)	23 (100.%)	23 (100.%)
ALAPPUZHA	21	20 (95.2%)	19 (90.5%)	17 (81.%)	18 (85.7%)
KASARAGOD	20	19 (95.%)	18 (90.%)	14 (70.%)	16 (80.%)
IDUKKI	19	18 (94.7%)	17 (89.5%)	11 (57.9%)	16 (84.2%)
PATHANAMTHITTA	19	18 (94.7%)	16 (84.2%)	13 (68.4%)	13 (68.4%)
WAYANAD	16	16 (100.%)	15 (93.8%)	15 (93.8%)	15 (93.8%)
Total	504	463 (91.9%)	435 (86.3%)	354 (70.2%)	364 (72.2%)

5. Percentage of Online Appointment Booking in Hospitals

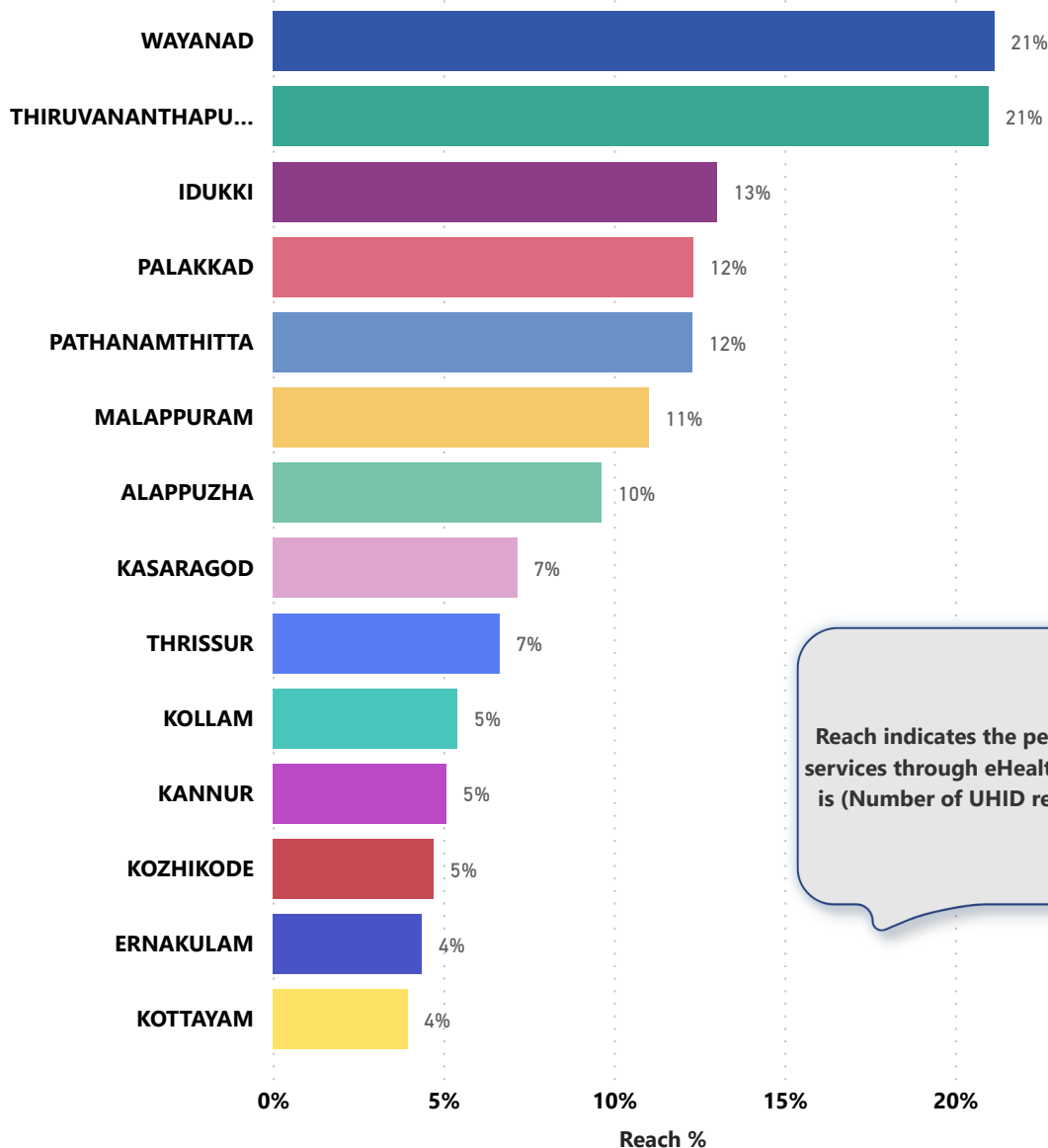
District-wise count of Online appointments taken during the month of January '23. Malappuram district stands at 7th position(down by 1) in the case of Online appointments.



District-wise percentage of online appointment booking up on OP visits for the month of January '23. Calculation is performed as (Online Visits / OP Visits) * 100 %.



6. eHealth Performance - Reach



Reach indicates the percentage of population availing services through eHealth. The formula used to calculate is $(\text{Number of UHID registered} / \text{Population}) * 100 \%$.

7. Public Health Survey Status

