

1. eHealth Kerala - Vital Statistics

Live Institutions	39
Medical College Hospitals	1
PHCs/FHCs	36
CHCs	0
DHs/GHs	0
PH Labs	0
Other(Inc UPHCs,Taluk Hospitals)	2



2. Highlights



- The district stands at position 7 from top with rank 3 in overall performance ranking of the districts based on PHCs/FHCs/UPHCs
- Reception Module started in 37 of 38 PHC/FHC/UPHC institutions.
- Palakkad district stands at 9th position(up by 3) in the case of Online appointments.
- The district remains at 4th position in reach rank which indicates UHID registration proportionate to the population.



- The district remains at position 10 in house survey completion (0.77%) and at position 7 in member survey completion (0.07%).
- Palakkad district remains at
 - position 5 in the case of OP consultation with the value of 85.95%.
 - position 6 in the case of UHID Visits with the value of nearly 40.05% (up by 2%).
 - position 10 in Pharmacy Usage with 55.21% (up by 16%).




3. eHealth - District Ranking Matrix Based on Performance of PHCs/FHCs/UPHCs

The ranking matrix showcase the district performance in providing eHealth services through PHCs/FHCs/UPHCs based on six different parameters. These parameters include whether the reception module is started or not, UHID Visits, Doctor Consultation, Pharmacy Usage, Lab Usage and number of Live Institutions. Based on the ranking, the districts are classified into three broad categories, the best performing districts, the average performing districts and the low performing districts.

The best performing districts should strive to continue to remain in the same position, whereas the average performing as well as the low performing districts should strive to reach to the 'top four' league.

The ranking matrix for the month of January '23 is given below:

District	Rank
WAYANAD	1
IDUKKI	2
KOLLAM	2
PATHANAMTHITTA	2
THIRUVANANTHAPURAM	2
ALAPPUZHA	3
PALAKKAD	3
KOTTAYAM	4
THRISSUR	4
KANNUR	5
KOZHIKODE	5
KASARAGOD	6
MALAPPURAM	7
ERNAKULAM	8

 Best performing
 Average performing
 Low performing

3. eHealth - Institution Level Ranking of PHCs/FHCs/UPHCs

Hospital	Rank
Family Health Centre Kavassery	1
Family Health Centre Kuthanur	1
Family Health Centre Ozhalapathy	1
Family Health Centre Peruvemba	1
Family Health Centre Mannur	2
Family Health Centre Nellaya	2
Family Health Centre Vandazhi	2
Family Health Centre Vannamada	2
Family Health Centre Adackaputhur	3
Family Health Centre Kizhakkencherry	3
Family Health Centre Mathur	3
Family Health Centre Puthucode	3
Family Health Centre Anakkatty	4
Family Health Centre Kalladikode	4
Family Health Centre Keralassery	4
Family Health Centre Sreekrishnapuram	4
Family Health Centre Vaniyamkulam	4
Family Health Centre Kumaranellur	5
Family Health Centre Kumbidi	5
Family Health Centre Mankara	5
Family Health Centre Pudur	5

Hospital	Rank
Family Health Centre Vellinezhi	12
Family Health Centre Chalavara	11
Family Health Centre Elambulassery	11
Family Health Centre Kollengode	11
Urban Primary Health Centre Diara Street	11
Family Health Centre Kanhirapuzha	10
Family Health Centre Pallassana	10
Family Health Centre Kappoor	9
Family Health Centre Kunissery	9
Family Health Centre Parli	9
Family Health Centre Peringottukurissi	9
Family Health Centre Nanniode	8
Family Health Centre Pallipuram Palakkad	7
Family Health Centre Ayalur	6
Family Health Centre Pattithara	6
Family Health Centre Pookkottukavu	6
Urban Primary Health Centre Kulappully	6
Family Health Centre Kumaranellur	5
Family Health Centre Kumbidi	5
Family Health Centre Mankara	5
Family Health Centre Pudur	5

3.1 eHealth Performance - Reception Module

Reception Module is considered to be functional in a PHC/FHC/UPHC only if the number of total visits for the month is of minimum 500.

Reception module started in 37 out of 38 PHCs/FHCs/UPHCs

District	PHC/FHC/UPHC Count	PHC/FHC/UPHC with Reception	% of PHC/FHC/UPHC with Reception
ALAPPUZHA	17	17	100.00%
KASARAGOD	19	19	100.00%
KOLLAM	21	21	100.00%
WAYANAD	15	15	100.00%
PALAKKAD	38	37	97.00%
THIRUVANANTHAPURAM	68	65	96.00%
IDUKKI	17	16	94.00%
PATHANAMTHITTA	17	16	94.00%
THRISSUR	54	51	94.00%
KANNUR	27	25	93.00%
KOZHIKODE	30	28	93.00%
KOTTAYAM	22	20	91.00%
MALAPPURAM	46	41	89.00%
ERNAKULAM	33	26	79.00%

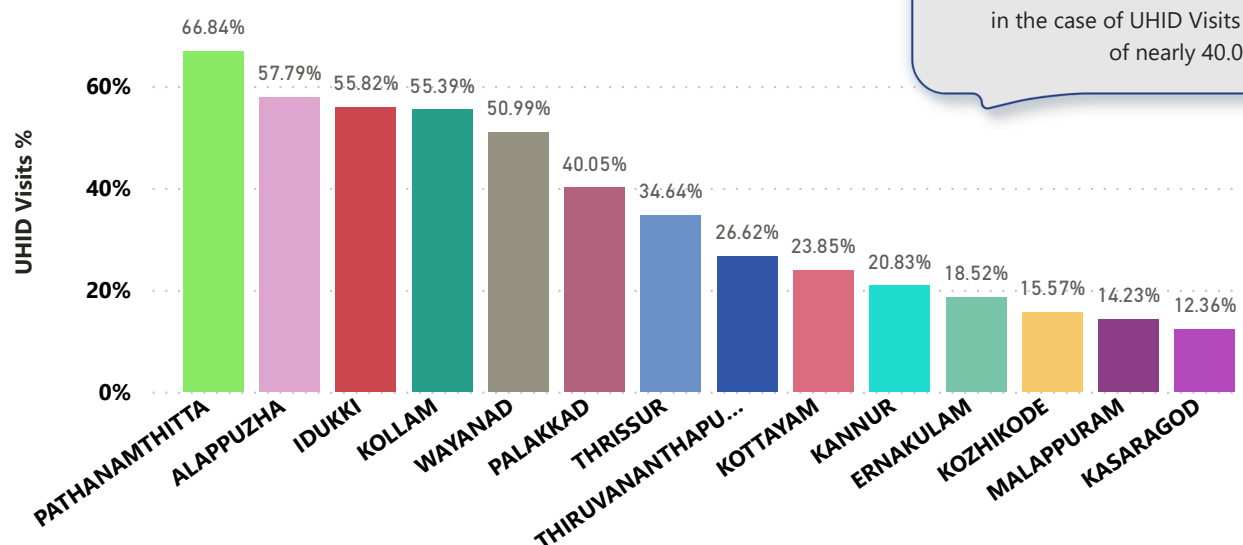
Institutions where the reception module is either not started or not using

Hospital Name

Family Health Centre Vellinezhi

3.2 e-Health Performance - UHID Visits

UHID Visit % is calculated as (UHID Visits / Total Visit) *100



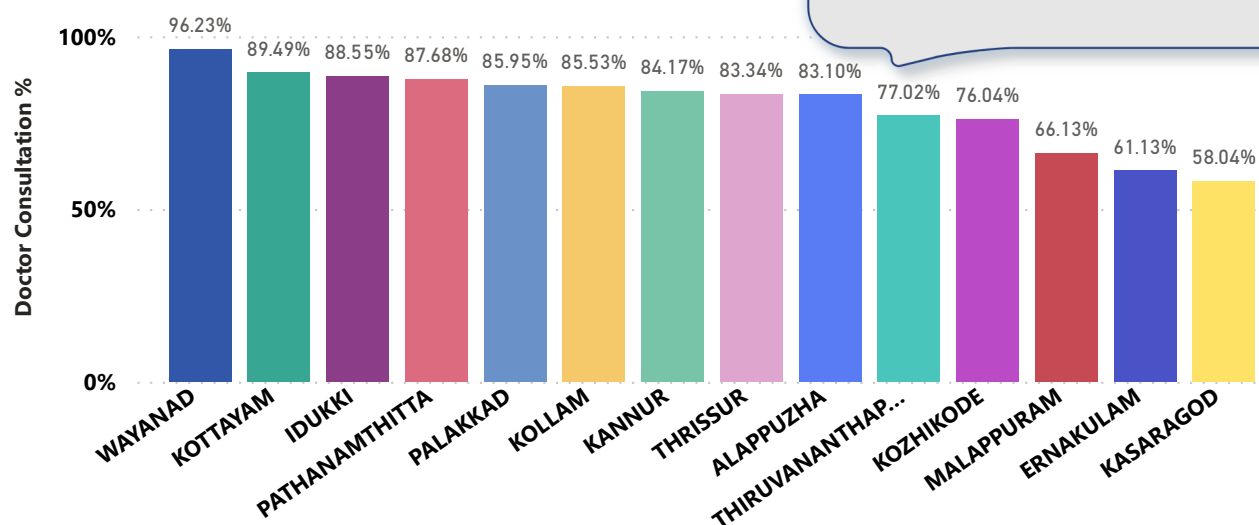
PHCs/FHCs/UPHCs based on UHID Visits

Institutions with atleast 100 UHID visits are listed here.

Hospital	UHID Visit %
Family Health Centre Kavassery	87.00%
Family Health Centre Mannur	85.00%
Family Health Centre Pallipuram Palakkad	81.00%
Family Health Centre Kizhakkencherry	72.00%
Family Health Centre Kuthanur	71.00%
Family Health Centre Keralassery	69.00%
Family Health Centre Vaniyamkulam	69.00%
Family Health Centre Peruvemba	64.00%
Family Health Centre Ozhalapathy	60.00%
Family Health Centre Puthucode	59.00%
Family Health Centre Mankara	57.00%

Hospital	UHID Visit %
Family Health Centre Kollengode	3.00%
Family Health Centre Kalladikode	4.00%
Family Health Centre Chalavara	5.00%
Family Health Centre Kappoor	5.00%
Family Health Centre Pattithara	12.00%
Family Health Centre Pudur	13.00%
Family Health Centre Pookkottukavu	16.00%
Family Health Centre Adakkaputhur	23.00%
Family Health Centre Sreekrishnapuram	23.00%
Urban Primary Health Centre Diara Street	28.00%
Family Health Centre Kunissery	34.00%

3.3 e-Health Performance - Doctor Consultation



Doctor Consultation Percentage in PHCs/FHCs/UPHCs

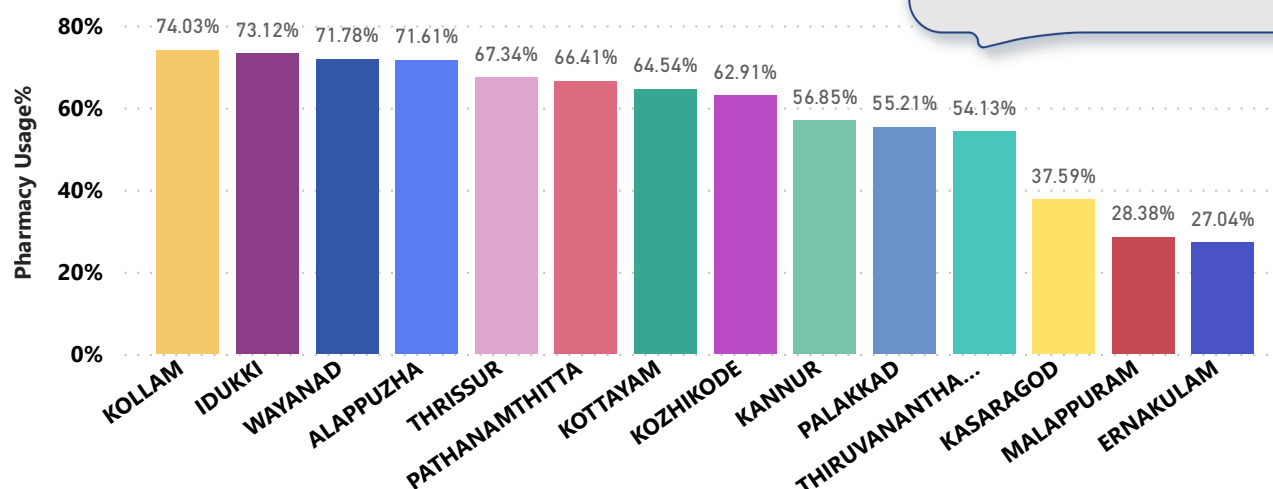
Hospital	Doctor Consultation %
Family Health Centre Adakkaputhur	99.92%
Family Health Centre Vaniyamkulam	99.92%
Family Health Centre Peruvemba	99.50%
Family Health Centre Keralassery	99.41%
Family Health Centre Sreekrishnapuram	99.37%
Family Health Centre Pattithara	99.33%
Family Health Centre Kizhakkencherry	99.31%
Family Health Centre Vandazhi	99.19%
Family Health Centre Mathur	99.11%
Family Health Centre Kuthanur	99.07%
Family Health Centre Ozhalapathy	98.92%
Family Health Centre Mannur	98.88%
Family Health Centre Kalladikode	98.62%

Hospital	Doctor Consultation %
Urban Primary Health Centre Diara Street	0.00%
Family Health Centre Kollengode	43.45%
Family Health Centre Kanhirapuzha	52.18%
Family Health Centre Chalavara	60.90%
Family Health Centre Peringottukurissi	65.76%
Family Health Centre Parli	67.13%
Family Health Centre Pallipuram Palakkad	82.13%
Family Health Centre Kunissery	82.13%
Urban Primary Health Centre Kulappully	83.94%
Family Health Centre Nanniode	85.76%
Family Health Centre Kumaranellur	85.80%
Family Health Centre Mankara	89.81%
Family Health Centre Kappoor	92.95%

3.4 e-Health Performance - Pharmacy Usage in PHCs/FHCs/UPHCs

Pharmacy usage is calculated as (Pharmacy Prescription Count / Total Visits) *100

The palakkad district remains at position 10 in Pharmacy Usage with 55.21%(up by 16%).



Pharmacy Usage in PHCs/FHCs/UPHCs

Hospital	Pharmacy Usage %
Family Health Centre Adakkaputhur	93.00%
Family Health Centre Kalladikode	92.00%
Family Health Centre Kavassery	92.00%
Family Health Centre Nellya	92.00%
Family Health Centre Ozhalapathy	92.00%
Family Health Centre Pattithara	92.00%
Family Health Centre Vaniyamkulam	91.00%
Family Health Centre Mannur	89.00%
Family Health Centre Peruvemba	89.00%
Family Health Centre Vandazhi	89.00%
Family Health Centre Kizhakkencherry	88.00%
Family Health Centre Kuthanur	88.00%
Family Health Centre Vannamada	88.00%

Hospital	Pharmacy Usage %
Family Health Centre Chalavara	0.00%
Family Health Centre Kanhirapuzha	0.00%
Family Health Centre Kappoor	0.00%
Family Health Centre Kunissery	0.00%
Family Health Centre Nanniode	0.00%
Family Health Centre Pallipuram	0.00%
Palakkad	0.00%
Family Health Centre Parli	0.00%
Family Health Centre Peringottukurissi	0.00%
Urban Primary Health Centre Diara Street	0.00%
Urban Primary Health Centre Kulappully	0.00%
Family Health Centre Ayalur	1.00%

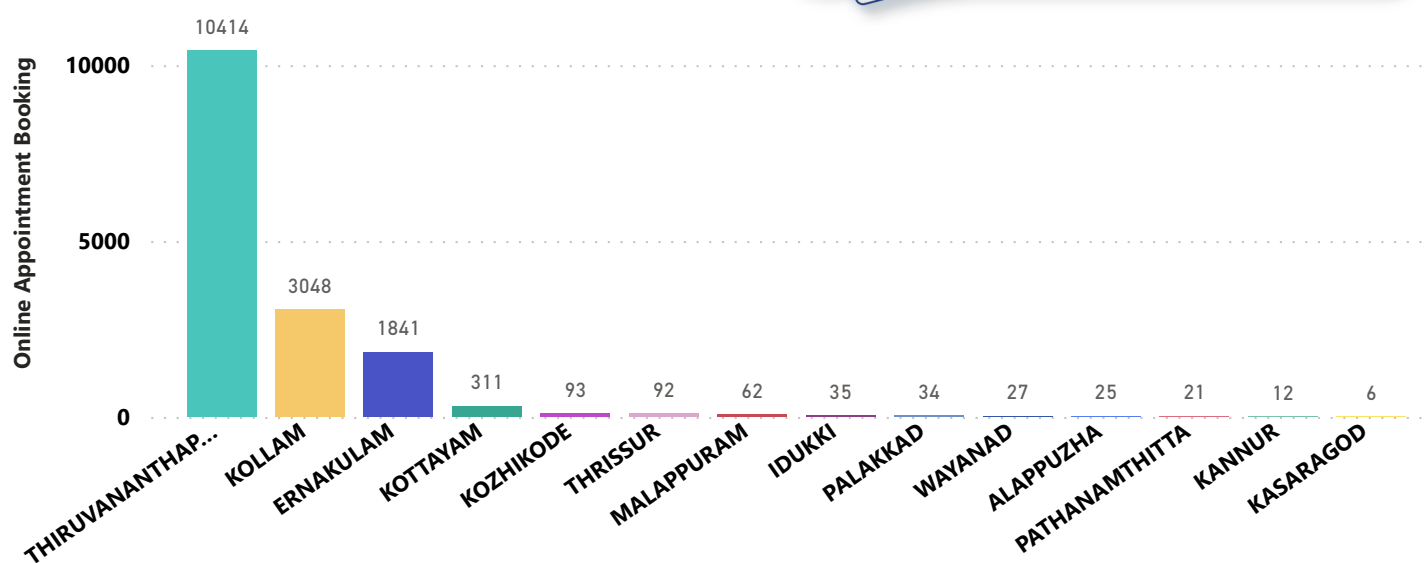
4. Status of Modules started in Hospitals

District wise status of live institutions and the count of various modules [Reception, OP Consultation, Lab, Pharmacy] started.

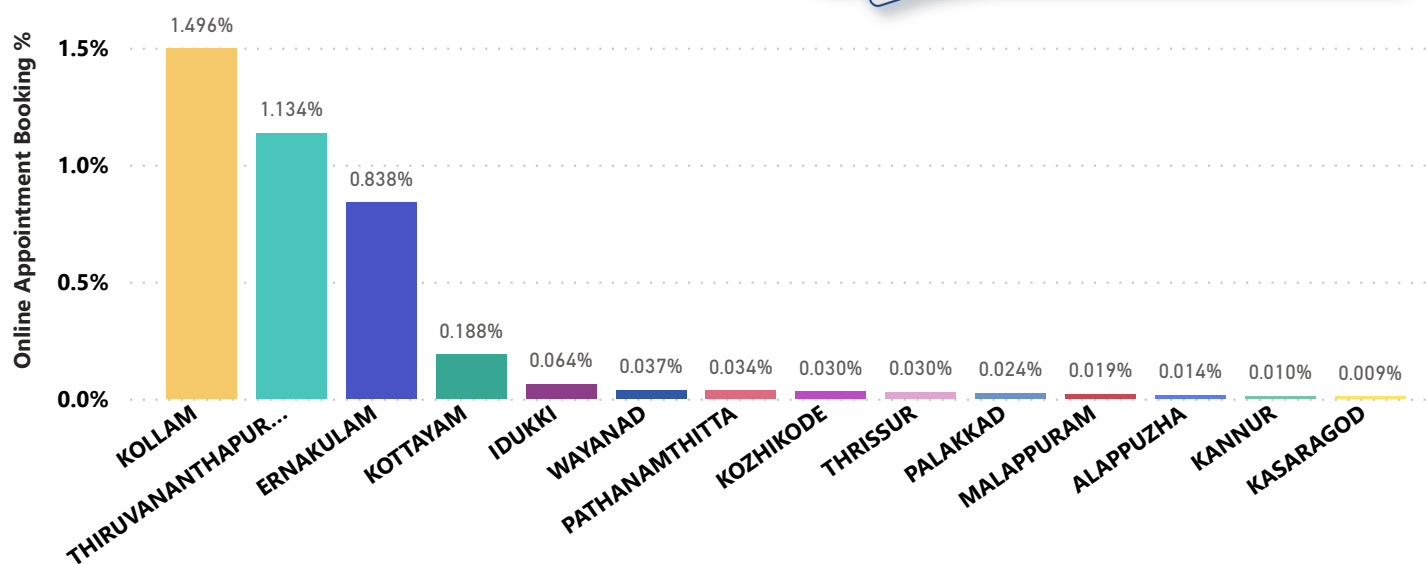
District Name	Live Institutions	Reception	Consultation	Lab	Pharmacy
THIRUVANANTHAPURAM	105	99 (94.3%)	94 (89.5%)	83 (79.%)	79 (75.2%)
THRISSUR	59	56 (94.9%)	54 (91.5%)	49 (83.1%)	53 (89.8%)
MALAPPURAM	49	44 (89.8%)	42 (85.7%)	20 (40.8%)	21 (42.9%)
KOZHIKODE	42	36 (85.7%)	30 (71.4%)	25 (59.5%)	25 (59.5%)
PALAKKAD	39	39 (100.%)	36 (92.3%)	32 (82.1%)	24 (61.5%)
ERNAKULAM	36	28 (77.8%)	25 (69.4%)	13 (36.1%)	19 (52.8%)
KANNUR	30	26 (86.7%)	25 (83.3%)	22 (73.3%)	22 (73.3%)
KOTTAYAM	26	21 (80.8%)	21 (80.8%)	17 (65.4%)	20 (76.9%)
KOLLAM	23	23 (100.%)	23 (100.%)	23 (100.%)	23 (100.%)
ALAPPUZHA	21	20 (95.2%)	19 (90.5%)	17 (81.%)	18 (85.7%)
KASARAGOD	20	19 (95.%)	18 (90.%)	14 (70.%)	16 (80.%)
IDUKKI	19	18 (94.7%)	17 (89.5%)	11 (57.9%)	16 (84.2%)
PATHANAMTHITTA	19	18 (94.7%)	16 (84.2%)	13 (68.4%)	13 (68.4%)
WAYANAD	16	16 (100.%)	15 (93.8%)	15 (93.8%)	15 (93.8%)
Total	504	463 (91.9%)	435 (86.3%)	354 (70.2%)	364 (72.2%)

5. Percentage of Online Appointment Booking in Hospitals

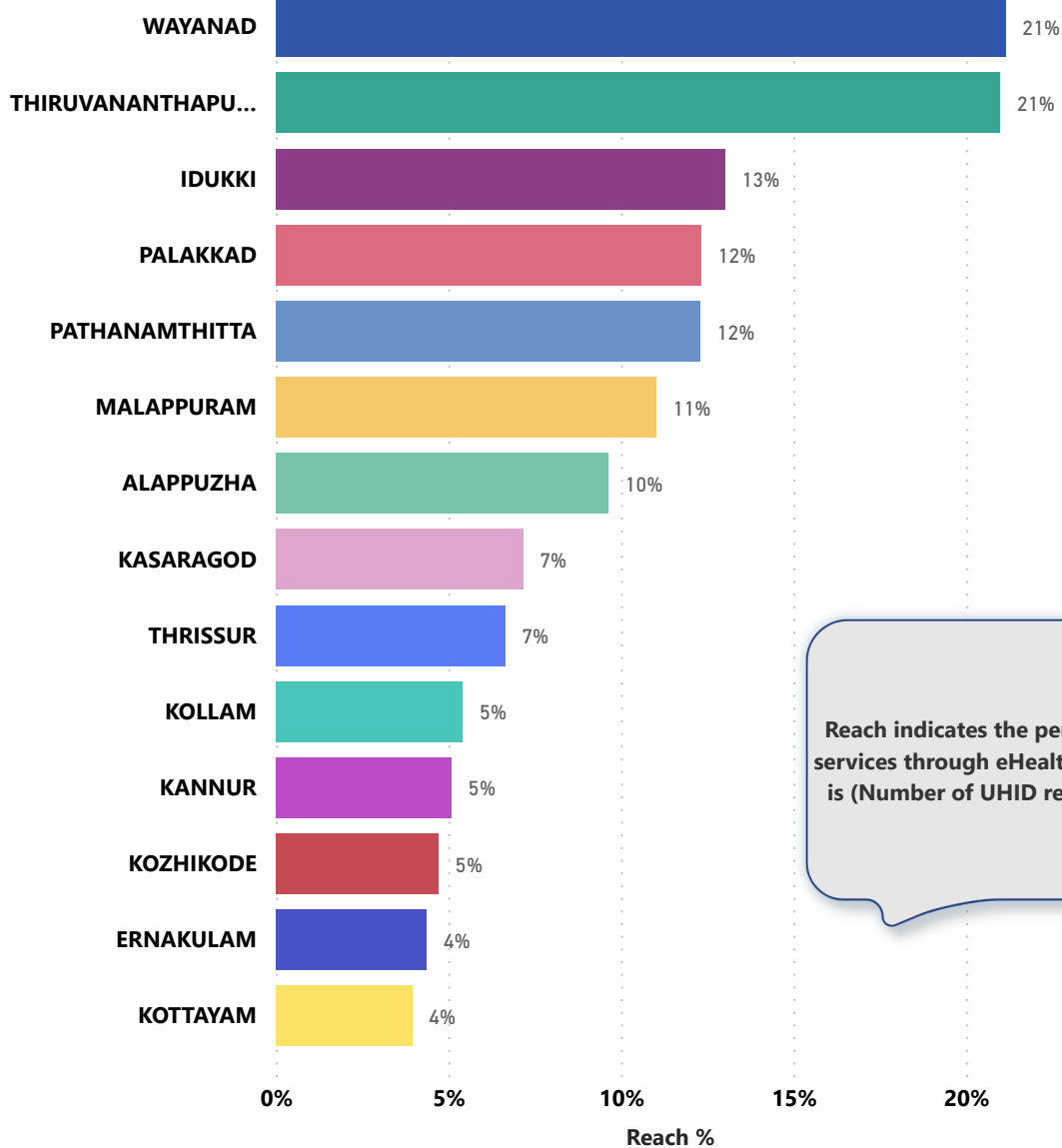
District-wise count of Online appointments taken during the month of January '23. Palakkad district stands at 9th position (up by 3) in the case of Online appointments.



District-wise percentage of online appointment booking up on OP visits for the month of January '23. Calculation is performed as (Online Visits / OP Visits) * 100 %.



6. eHealth Performance - Reach



Reach indicates the percentage of population availing services through eHealth. The formula used to calculate is $(\text{Number of UHID registered} / \text{Population}) * 100 \%$.

7. Public Health Survey Status

