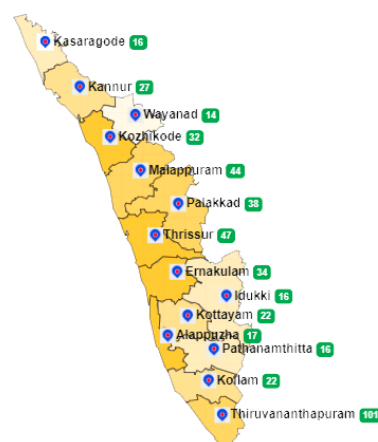


1. eHealth Kerala - Vital Statistics

Live Institutions	19
Medical College Hospitals	1
PHCs/FHCs	16
CHCs	0
DHs/GHs	1
PH Labs	0
Other(Inc UPHCs,Taluk Hospitals)	1



2. Highlights



- eHealth rolled out in 1 new institution during the month of January'23 in Pathanamthitta district.
- The district is at position 2(up by 1) in overall performance ranking of districts based on PHCs/FHCs/UPHCs.
- Reception module is functional in 16 of the 17 PHCs/FHCs/ UPHCs of the district.
- District remains at
 - position 1 in UHID Visits with nearly 67%.
 - - position 4 in Doctor Consultation with 87%.
 - position 6 in Pharmacy Usage with 66% (4% up).
- The district is at position 4 in reach rank which indicates UHID registration proportionate to the population.



- The district remains at position 12 in the number of online appointment booking.
- The district is at position 6 in house survey completion (3.36%) and member survey completion (0.11%).


3. eHealth - District Ranking Matrix Based on Performance of PHCs/FHCs/UPHCs

The ranking matrix showcase the district performance in providing eHealth services through PHCs/FHCs/UPHCs based on six different parameters. These parameters include whether the reception module is started or not, UHID Visits, Doctor Consultation, Pharmacy Usage, Lab Usage and number of Live Institutions. Based on the ranking, the districts are classified into three broad categories, the best performing districts, the average performing districts and the low performing districts.

The best performing districts should strive to continue to remain in the same position, whereas the average performing as well as the low performing districts should strive to reach to the 'top four' league.

The ranking matrix for the month of January '23 is given below:

District	Rank
WAYANAD	1
IDUKKI	2
KOLLAM	2
PATHANAMTHITTA	2
THIRUVANANTHAPURAM	2
ALAPPUZHA	3
PALAKKAD	3
KOTTAYAM	4
THRISSUR	4
KANNUR	5
KOZHIKODE	5
KASARAGOD	6
MALAPPURAM	7
ERNAKULAM	8

 Best performing
 Average performing
 Low performing

3. eHealth - Institution Level Ranking of PHCs/FHCs/UPHCs

Hospital	Rank
Family Health Centre Kizakke Othara	1
Family Health Centre Koipuram	1
Family Health Centre Mezhuveli	1
Family Health Centre Pallickal	1
Family Health Centre Thannithodu	1
Family Health Centre Chennerkara	2
Family Health Centre Ezhamkulam	2
Family Health Centre Vadasserikara	2
Family Health Centre Kottangal	3
Family Health Centre Pandalam	3
Family Health Centre Naranammoozhy	4
Family Health Centre Anicad	5
Family Health Centre Chandanappally	5
Family Health Centre Kadammanitta	6
Family Health Centre Chittar	7
Family Health Centre Niranam	7
Urban Family Health Centre Thiruvalla	8

3.1 eHealth Performance - Reception Module

Reception Module is considered to be functional in a PHC/FHC/UPHC only if the number of total visits for the month is of minimum 500.

Reception module started in 16 of the 17 PHCs/FHCs/UPHCs

District	PHC/FHC/UPHC Count	PHC/FHC/UPHC with Reception	% of PHC/FHC/UPHC with Reception
ALAPPUZHA	17	17	100.00%
KASARAGOD	19	19	100.00%
KOLLAM	21	21	100.00%
WAYANAD	15	15	100.00%
PALAKKAD	38	37	97.00%
THIRUVANANTHAPURAM	68	65	96.00%
IDUKKI	17	16	94.00%
PATHANAMTHITTA	17	16	94.00%
THRISSUR	54	51	94.00%
KANNUR	27	25	93.00%
KOZHIKODE	30	28	93.00%
KOTTAYAM	22	20	91.00%
MALAPPURAM	46	41	89.00%
ERNAKULAM	33	26	79.00%

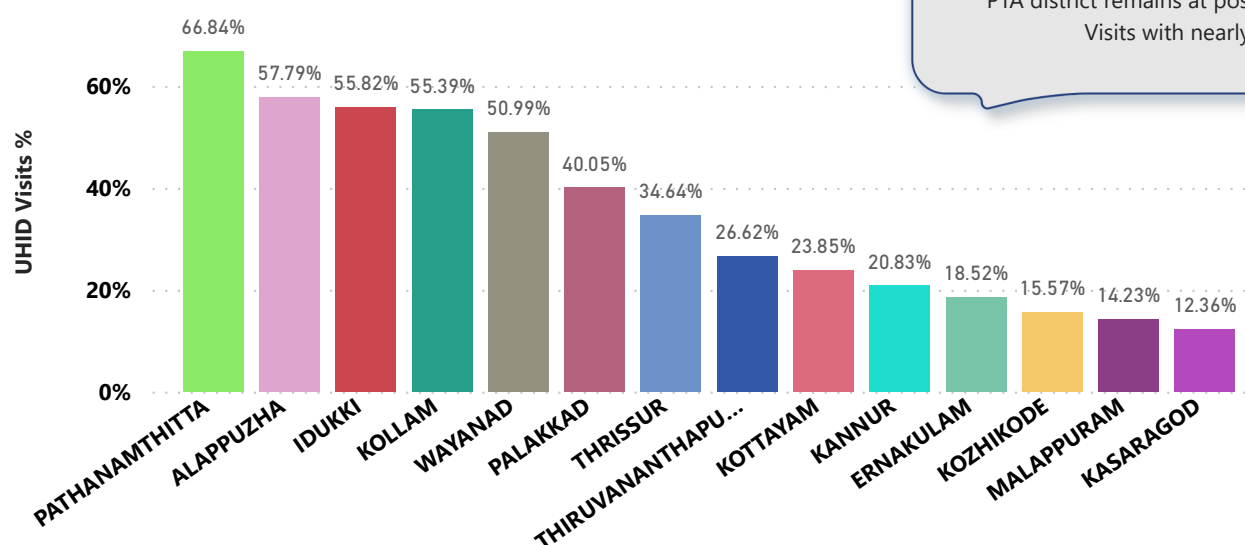
Institutions where the reception module is either not started or not using

Hospital Name

Urban Family Health Centre Thiruvalla

3.2 e-Health Performance - UHID Visits

UHID Visit % is calculated as (UHID Visits / Total Visit) *100



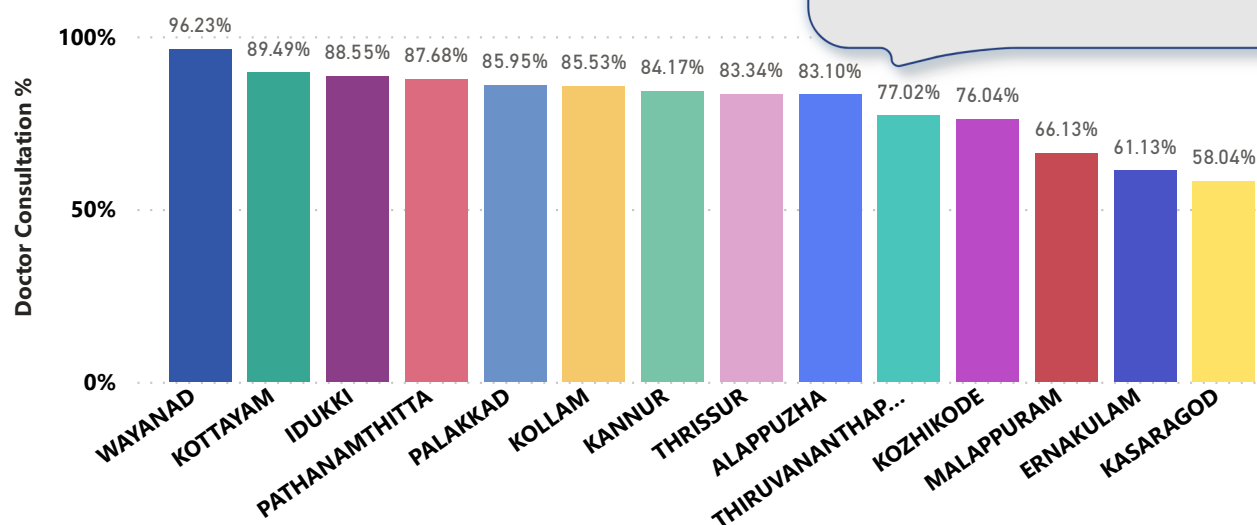
PHCs/FHCs/UPHCs based on UHID Visits

Institutions with atleast 100 UHID visits are listed here.

Hospital	UHID Visit %
Family Health Centre Naranammoozhy	90.00%
Family Health Centre Vadasserikara	90.00%
Family Health Centre Pallickal	87.00%
Family Health Centre Anicad	86.00%
Family Health Centre Thannithodu	86.00%
Family Health Centre Kottangal	84.00%
Family Health Centre Mezhuveli	79.00%
Family Health Centre Ezhamkulam	71.00%
Family Health Centre Chennerkara	66.00%
Family Health Centre Chittar	63.00%
Family Health Centre Kadammanitta	63.00%
Family Health Centre Koipuram	57.00%

Hospital	UHID Visit %
Family Health Centre Niranam	37.00%
Family Health Centre Chandanappally	45.00%
Family Health Centre Kizakke Othara	50.00%
Family Health Centre Pandalam	52.00%
Family Health Centre Koipuram	57.00%
Family Health Centre Chittar	63.00%
Family Health Centre Kadammanitta	63.00%
Family Health Centre Chennerkara	66.00%
Family Health Centre Ezhamkulam	71.00%
Family Health Centre Mezhuveli	79.00%
Family Health Centre Kottangal	84.00%
Family Health Centre Anicad	86.00%

3.3 e-Health Performance - Doctor Consultation



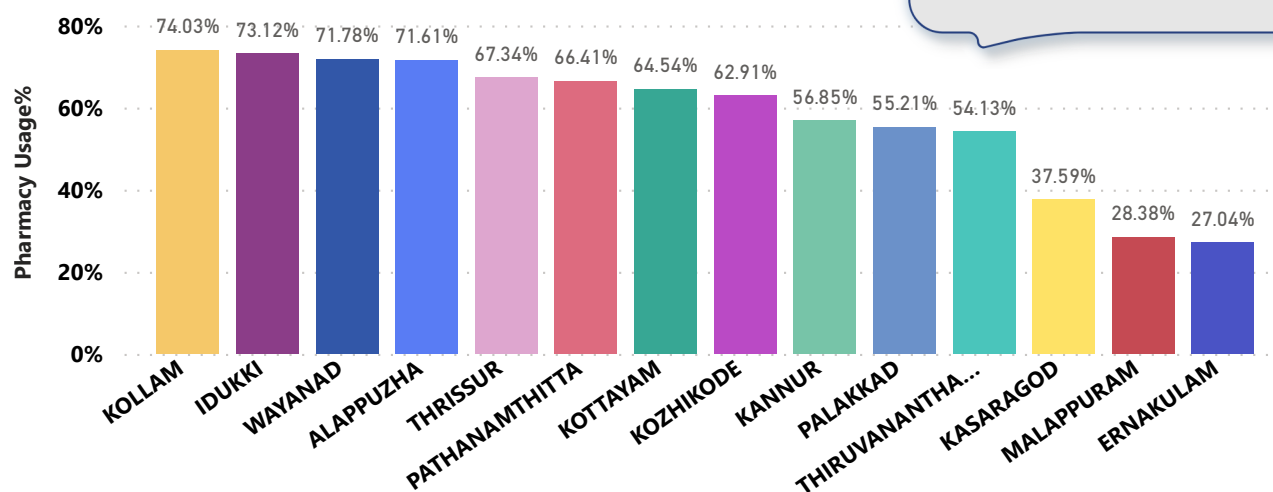
PTA district remains at position 4 in OP consultation with 87%(up by 2%).

Doctor Consultation Percentage in PHCs/FHCs/UPHCs

Hospital	Doctor Consultation %
Family Health Centre Koipuram	99.58%
Family Health Centre Kizakke Othara	99.45%
Family Health Centre Mezhuveli	98.98%
Family Health Centre Pallickal	98.97%
Family Health Centre Kottangal	98.26%
Family Health Centre Vadasserikara	98.18%
Family Health Centre Anicad	98.07%
Family Health Centre Pandalam	96.28%
Family Health Centre Thannithodu	95.61%
Family Health Centre Chennerkara	95.47%
Family Health Centre Chandanappally	89.38%
Family Health Centre Ezhamkulam	88.63%
Family Health Centre Naranammoozhy	84.07%
Family Health Centre Kadammanitta	71.48%
Family Health Centre Niranam	71.02%
Family Health Centre Chittar	0.00%

3.4 e-Health Performance - Pharmacy Usage in PHCs/FHCs/UPHCs

Pharmacy usage is calculated as (Pharmacy Prescription Count / Total Visits) *100



The PTA district remains at position 6 in Pharmacy Usage with 66%(up by 4%).

Pharmacy Usage in PHCs/FHCs/UPHCs

Hospital	Pharmacy Usage %
Family Health Centre Thannithodu	91.00%
Family Health Centre Vadasserikara	91.00%
Family Health Centre Chennerkara	90.00%
Family Health Centre Mezhuveli	90.00%
Family Health Centre Kottangal	89.00%
Family Health Centre Pallickal	89.00%
Family Health Centre Kizakke Othara	85.00%
Family Health Centre Koipuram	85.00%
Family Health Centre Pandalam	80.00%
Family Health Centre Naranammoozhy	73.00%
Family Health Centre Ezhamkulam	71.00%
Family Health Centre Kadammanitta	57.00%
Family Health Centre Chandanappally	15.00%
Family Health Centre Anicad	0.00%
Family Health Centre Chittar	0.00%
Family Health Centre Niranam	0.00%

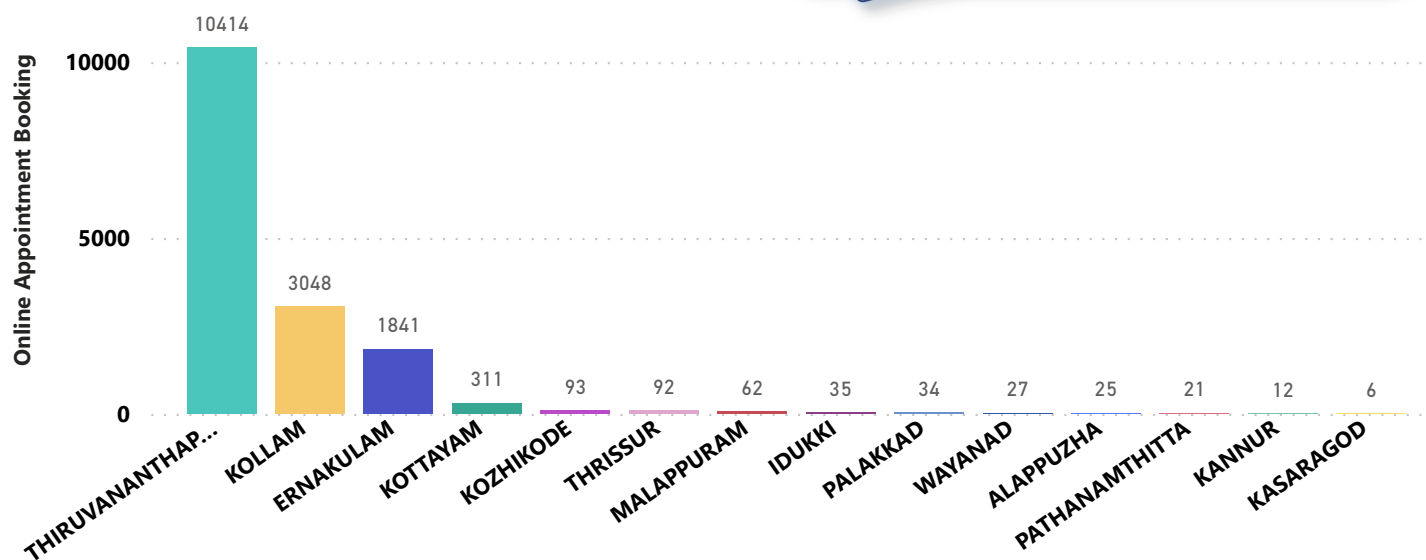
4. Status of Modules started in Hospitals

District wise status of live institutions and the count of various modules [Reception, OP Consultation, Lab, Pharmacy] started.

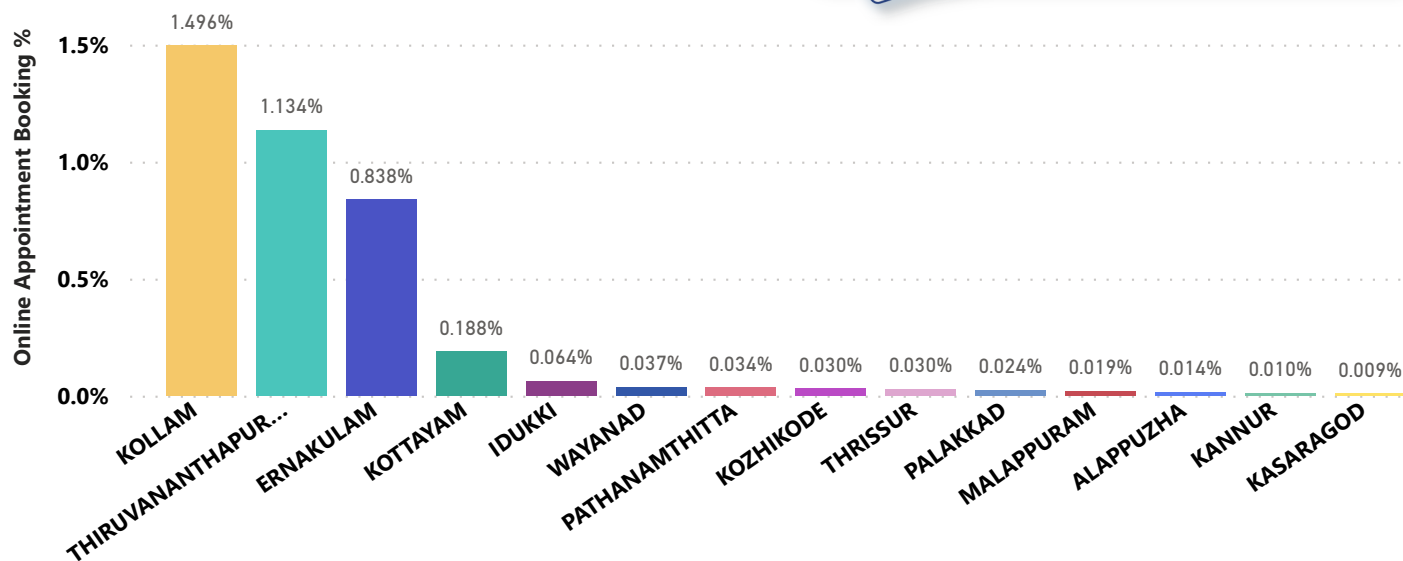
District Name	Live Institutions	Reception	Consultation	Lab	Pharmacy
THIRUVANANTHAPURAM	105	99 (94.3%)	94 (89.5%)	83 (79.%)	79 (75.2%)
THRISSUR	59	56 (94.9%)	54 (91.5%)	49 (83.1%)	53 (89.8%)
MALAPPURAM	49	44 (89.8%)	42 (85.7%)	20 (40.8%)	21 (42.9%)
KOZHIKODE	42	36 (85.7%)	30 (71.4%)	25 (59.5%)	25 (59.5%)
PALAKKAD	39	39 (100.%)	36 (92.3%)	32 (82.1%)	24 (61.5%)
ERNAKULAM	36	28 (77.8%)	25 (69.4%)	13 (36.1%)	19 (52.8%)
KANNUR	30	26 (86.7%)	25 (83.3%)	22 (73.3%)	22 (73.3%)
KOTTAYAM	26	21 (80.8%)	21 (80.8%)	17 (65.4%)	20 (76.9%)
KOLLAM	23	23 (100.%)	23 (100.%)	23 (100.%)	23 (100.%)
ALAPPUZHA	21	20 (95.2%)	19 (90.5%)	17 (81.%)	18 (85.7%)
KASARAGOD	20	19 (95.%)	18 (90.%)	14 (70.%)	16 (80.%)
IDUKKI	19	18 (94.7%)	17 (89.5%)	11 (57.9%)	16 (84.2%)
PATHANAMTHITTA	19	18 (94.7%)	16 (84.2%)	13 (68.4%)	13 (68.4%)
WAYANAD	16	16 (100.%)	15 (93.8%)	15 (93.8%)	15 (93.8%)
Total	504	463 (91.9%)	435 (86.3%)	354 (70.2%)	364 (72.2%)

5. Percentage of Online Appointment Booking in Hospitals

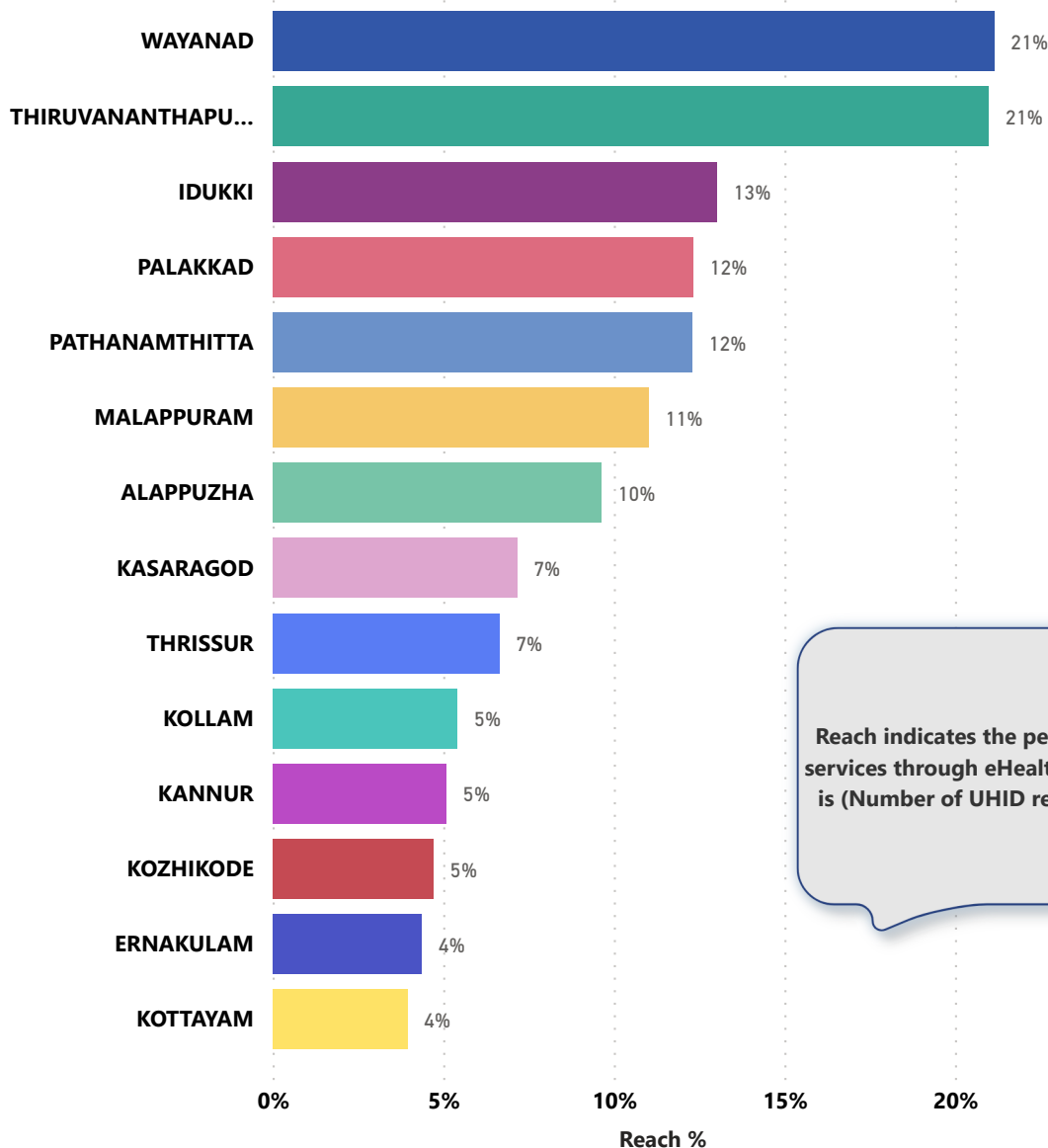
District-wise count of Online appointments taken during the month of January '23. PTA is at position 12 in online appointments.



District-wise percentage of online appointment booking up on OP visits for the month of January '23. Calculation is performed as (Online Visits / OP Visits) * 100 %.



6. eHealth Performance - Reach



Reach indicates the percentage of population availing services through eHealth. The formula used to calculate is $(\text{Number of UHID registered} / \text{Population}) * 100 \%$.

7. Public Health Survey Status

