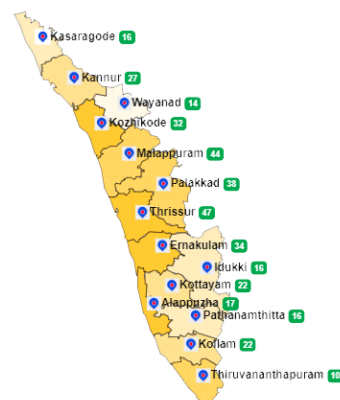


1. eHealth Kerala - Vital Statistics

Live Institutions	504
Medical College Hospitals	14
PHCs/FHCs	379
CHCs	25
DHs/GHs	15
PH Labs	1
Other(Inc UPHCs, Taluk Hospitals)	70



2. Highlights



- eHealth rolled out in 20 new institutions during the month of January' 23.
- Wayanad districts tops in overall ranking based on district performance in providing eHealth services through PHCs/FHCs/UPHCs.
- Reception module is functional in all PHCs/FHCs/UPHCs of Alappuzha, Kasaragod, Kollam, and Wayanad district(100%).
- Highest percentage of UHID Visits was recorded in Pathanamthitta district(nearly 67%).
- Highest percentage of Doctor consultation was recorded in Wayanad(96%) followed by Kottayam(89%) and Idukki(88%) districts.
- Highest percentage of Pharmacy Usage was recorded in Kollam district(nearly 74%).
- Thiruvananthapuram district remains at top position in the number of online appointments booking followed by Kollam and Ernakulam.



- Ernakulam district is in the last position in the overall performance ranking of districts based on PHCs/FHCs/UPHCs.
- Lowest percentage of UHID Visits was recorded in Kasaragod district (nearly 12%).
- Lowest percentage of Doctor Consultation was recorded in Kasaragod district(nearly 58%).
- Lowest percentage of Pharmacy Usage was recorded in Ernakulam district(27%).
- House survey completion status is less than 5% for majority of the districts, except Thiruvananthapuram(57%),Idukki(43%), Thrissur (42%) and Kannur(31%).
- Member survey completion status is less than 1% for all districts except Thiruvananthapuram (3%).


3. eHealth - District Ranking Matrix Based on Performance of PHCs/FHCs/UPHCs

The ranking matrix showcase the district performance in providing eHealth services through PHCs/FHCs/UPHCs based on six different parameters. These parameters include whether the reception module is started or not, UHID Visits, Doctor Consultation, Pharmacy Usage, Lab Usage and number of Live Institutions. Based on the ranking, the districts are classified into three broad categories, the best performing districts, the average performing districts and the low performing districts.

The best performing districts should strive to continue to remain in the same position, whereas the average performing as well as the low performing districts should strive to reach to the 'top four' league.

The ranking matrix for the month of January '23 is given below:

District	Rank
WAYANAD	1
IDUKKI	2
KOLLAM	2
PATHANAMTHITTA	2
THIRUVANANTHAPURAM	2
ALAPPUZHA	3
PALAKKAD	3
KOTTAYAM	4
THRISSUR	4
KANNUR	5
KOZHIKODE	5
KASARAGOD	6
MALAPPURAM	7
ERNAKULAM	8

 Best performing
 Average performing
 Low performing

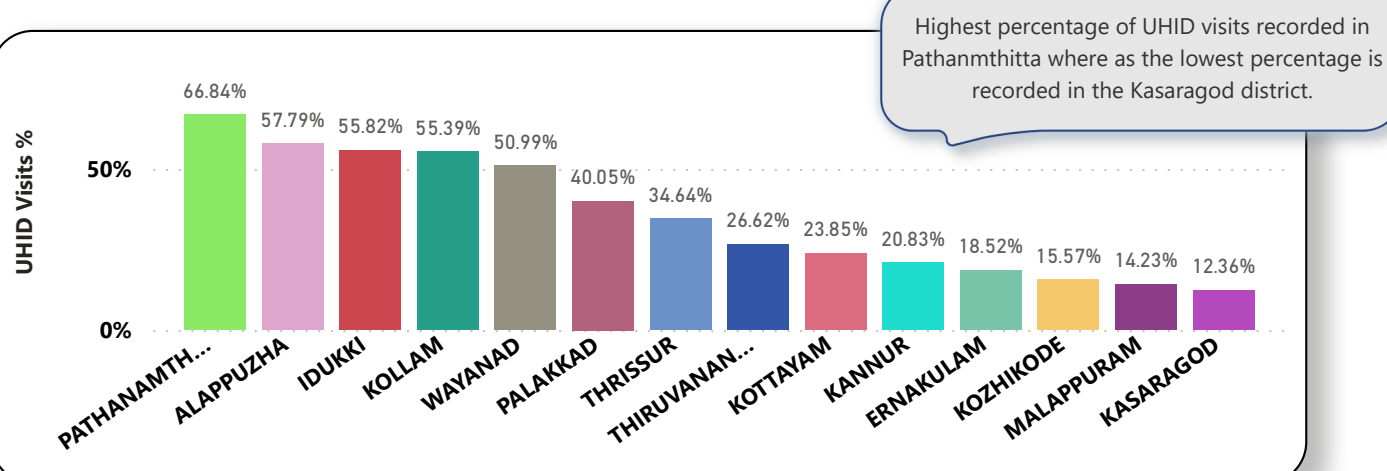
3.1 eHealth Performance - Reception Module

Reception Module is considered to be functional in a PHC/FHC/UPHC only if the number of total visits for the month is of minimum 500.

District	PHC/FHC/UPHC Count	PHC/FHC/UPHC with Reception	% PHC/FHC/UPHC with Reception
ALAPPUZHA	17	17	100.00%
KASARAGOD	19	19	100.00%
KOLLAM	21	21	100.00%
WAYANAD	15	15	100.00%
PALAKKAD	38	37	97.00%
THIRUVANANTHAPURAM	68	65	96.00%
IDUKKI	17	16	94.00%
PATHANAMTHITTA	17	16	94.00%
THRISSUR	54	51	94.00%
KANNUR	27	25	93.00%
KOZHIKODE	30	28	93.00%
KOTTAYAM	22	20	91.00%
MALAPPURAM	46	41	89.00%
ERNAKULAM	33	26	79.00%

3.2 e-Health Performance - UHID Visits

UHID Visit % is calculated as (UHID Visits / Total Visit) *100



PHCs/FHCs/UPHCs based on UHID Visits

Hospital	UHID Visits %	District
FAMILY HEALTH CENTRE CHEMMALASSERY	100.00%	MALAPPURAM
FAMILY HEALTH CENTRE ANAKUDY	92.00%	THIRUVANANTHAPURAM
FAMILY HEALTH CENTRE NARANAMMOOZHY	90.00%	PATHANAMTHITTA
FAMILY HEALTH CENTRE VADASSERIKARA	90.00%	PATHANAMTHITTA
FAMILY HEALTH CENTRE KAVASSERY	87.00%	PALAKKAD
FAMILY HEALTH CENTRE PALICKAL	87.00%	PATHANAMTHITTA
FAMILY HEALTH CENTRE ANICAD	86.00%	PATHANAMTHITTA
FAMILY HEALTH CENTRE THANNITHODU	86.00%	PATHANAMTHITTA
FAMILY HEALTH CENTRE UMMANNOOR	86.00%	KOLLAM
FAMILY HEALTH CENTRE MANNUR	85.00%	PALAKKAD

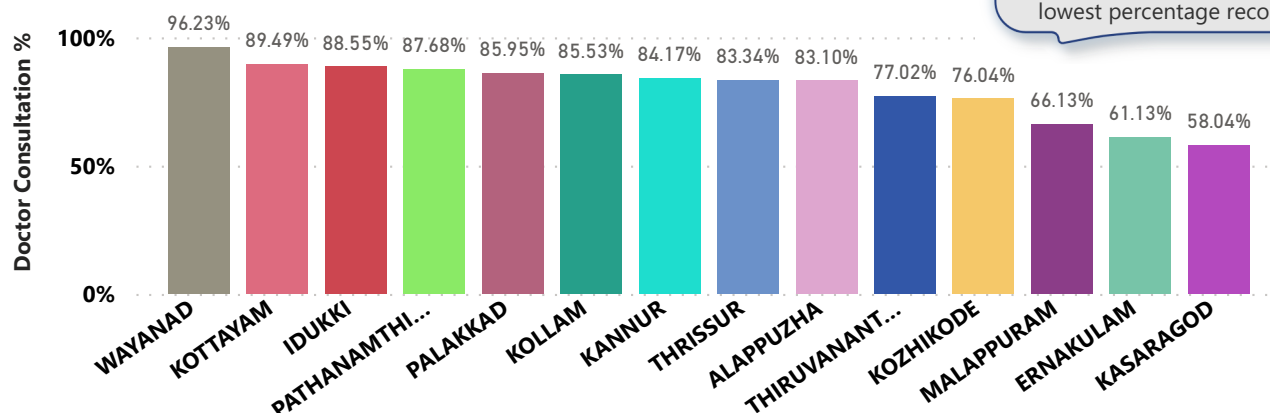
UHID Visit % sorted in descending order.

Hospital	UHID Visits %	District
FAMILY HEALTH CENTRE CHALIYAM	1.00%	KOZHIKODE
FAMILY HEALTH CENTRE PALLIKERE	1.00%	KASARAGOD
FAMILY HEALTH CENTRE RAMANATUKARA	1.00%	KOZHIKODE
FAMILY HEALTH CENTRE CHATTANCHAL	3.00%	KASARAGOD
FAMILY HEALTH CENTRE KODANAD	3.00%	ERNAKULAM
FAMILY HEALTH CENTRE KOLLAYIL	3.00%	THIRUVANANTHAPURAM
FAMILY HEALTH CENTRE KOLLENGODE	3.00%	PALAKKAD
FAMILY HEALTH CENTRE MEENACHIL	3.00%	KOTTAYAM
FAMILY HEALTH CENTRE POYYA	3.00%	THRISSUR
FAMILY HEALTH CENTRE RAYAMANGALAM	3.00%	ERNAKULAM

UHID Visit % sorted in ascending order.

3.3 e-Health Performance - Doctor Consultation

Doctor Consultation % is calculated as (OP Consultation count / OP Visit Count) *100



Doctor Consultation Percentage in PHCs/FHCs/UPHCs

Hospital	Doctor Consultation %	District
FAMILY HEALTH CENTRE IRINGAL KOTTAKKAL	99.97%	KOZHIKODE
FAMILY HEALTH CENTRE AMACHAL NEW	99.96%	THIRUVANANTHAPURAM
FAMILY HEALTH CENTRE VAZHICKADAVU	99.93%	MALAPPURAM
FAMILY HEALTH CENTRE VENGAPALLY	99.92%	WAYANAD
FAMILY HEALTH CENTRE ADAKKAPUTHUR	99.92%	PALAKKAD
FAMILY HEALTH CENTRE VANIYAMKULAM	99.92%	PALAKKAD
FAMILY HEALTH CENTRE A R NAGAR	99.91%	MALAPPURAM
FAMILY HEALTH CENTRE DESAMANGALAM	99.89%	THRISSUR
FAMILY HEALTH CENTRE RAMANTHALI	99.87%	KANNUR
FAMILY HEALTH CENTRE PERUMATHURA	99.77%	THIRUVANANTHAPURAM

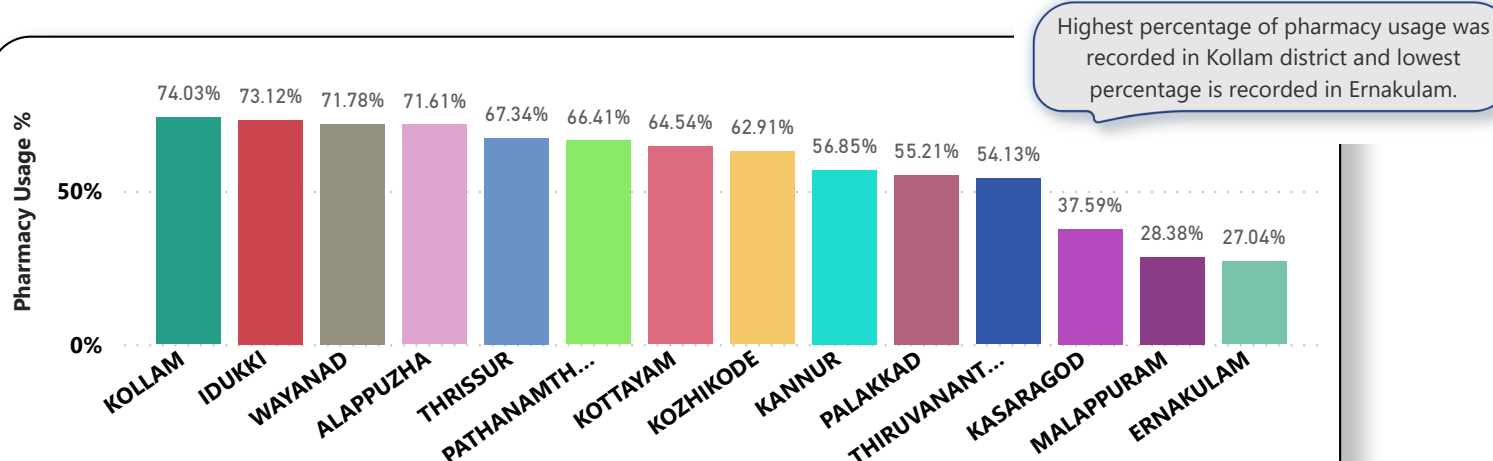
Doctor Consultation % sorted in descending order.

Hospital	Doctor Consultation %	District
FAMILY HEALTH CENTRE VAZHAKKAD	1.66%	MALAPPURAM
FAMILY HEALTH CENTRE CHELEMBRA	3.12%	MALAPPURAM
PRIMARY HEALTH CENTRE AZHOOR	4.46%	THIRUVANANTHAPURAM
FAMILY HEALTH CENTRE TRIPRANGODE	4.83%	MALAPPURAM
FAMILY HEALTH CENTRE VALAVANNUR	6.54%	MALAPPURAM
FAMILY HEALTH CENTRE MUNDUR THOLUR	10.15%	THRISSUR
FAMILY HEALTH CENTRE NERIYAMANGALAM	10.76%	ERNAKULAM
FAMILY HEALTH CENTRE MADAVOOR KOZHIKODE	11.68%	KOZHIKODE
FAMILY HEALTH CENTRE VEMBELLUR	11.76%	THRISSUR
FAMILY HEALTH CENTRE CHELLANAM	15.01%	ERNAKULAM

Doctor Consultation % sorted in ascending order.

3.4 e-Health Performance - Pharmacy Usage in PHCs/FHCs/UPHCs

Pharmacy usage is calculated as (Pharmacy Prescription Count / Total Visits) *100



Pharmacy Usage in PHCs/FHCs/UPHCs

Hospital	Pharmacy Usage %	District
FAMILY HEALTH CENTRE BRAHMAMANGALAM	102.00%	KOTTAYAM
FAMILY HEALTH CENTRE VAZHOOR	100.00%	KOTTAYAM
FAMILY HEALTH CENTRE POYYA	98.00%	THRISSUR
FAMILY HEALTH CENTRE UDAYANAPURAM	97.00%	KOTTAYAM
FAMILY HEALTH CENTRE VELIYANNOOR	96.00%	KOTTAYAM
URBAN PRIMARY HEALTH CENTRE KALLUNIRA	95.00%	KOZHIKODE
URBAN PRIMARY HEALTH CENTRE PERUNNA	95.00%	KOTTAYAM
FAMILY HEALTH CENTRE MANARCAD	94.00%	KOTTAYAM
FAMILY HEALTH CENTRE PARAPPANANGADI	94.00%	MALAPPURAM
FAMILY HEALTH CENTRE PULIKKAL	94.00%	MALAPPURAM

Pharmacy Usage % sorted in descending order.

Hospital	Pharmacy Usage %	District
FAMILY HEALTH CENTRE ANICAD	0.00%	PATHANAMTHITTA
FAMILY HEALTH CENTRE ANJARAKKANDY	0.00%	KANNUR
FAMILY HEALTH CENTRE CHALAVARA	0.00%	PALAKKAD
FAMILY HEALTH CENTRE CHALIYAR	0.00%	MALAPPURAM
FAMILY HEALTH CENTRE CHEMMALASSERY	0.00%	MALAPPURAM
FAMILY HEALTH CENTRE CHITTAR	0.00%	PATHANAMTHITTA
FAMILY HEALTH CENTRE CHITTATTUKARA	0.00%	ERNAKULAM
FAMILY HEALTH CENTRE EDAVANAKKAD	0.00%	ERNAKULAM
FAMILY HEALTH CENTRE KAKKODI	0.00%	KOZHIKODE
FAMILY HEALTH CENTRE KANHIRAPUZHA	0.00%	PALAKKAD

Pharmacy Usage % sorted in ascending order.

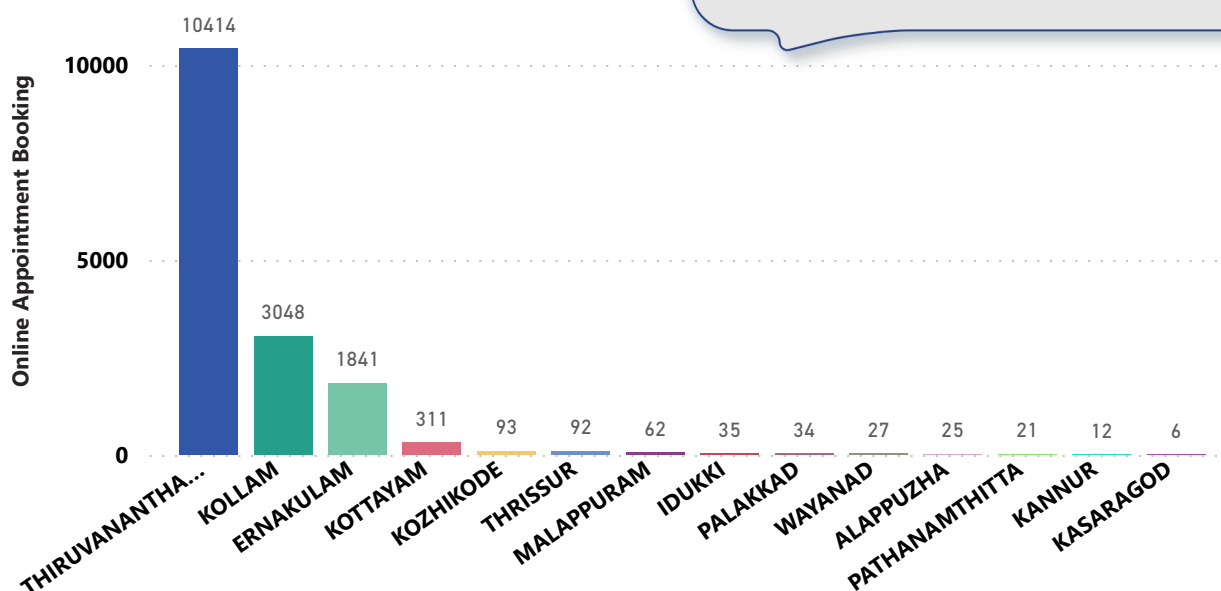
4. Status of Modules started in Hospitals

District-wise status of live institutions and the count of various modules [Reception, OP Consultation, Lab, Pharmacy] started.

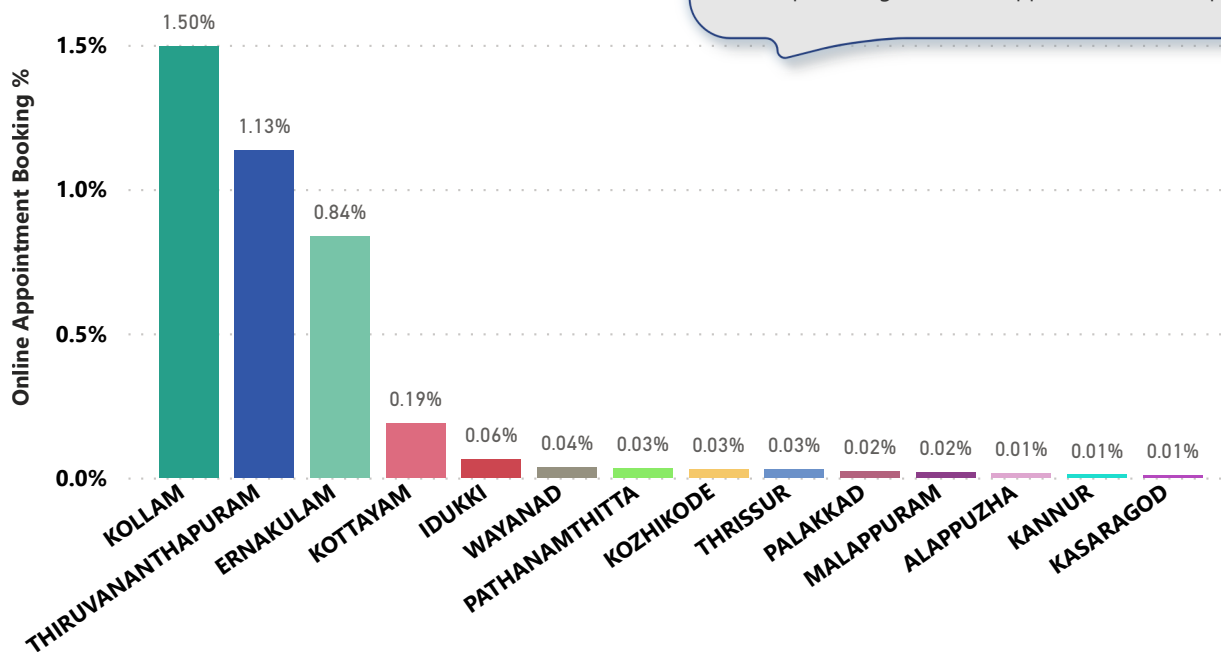
District Name	Live Institutions	Reception	Consultation	Lab	Pharmacy
THIRUVANANTHAPURAM	105	99 (94.3%)	94 (89.5%)	83 (79.%)	79 (75.2%)
THRISSUR	59	56 (94.9%)	54 (91.5%)	49 (83.1%)	53 (89.8%)
MALAPPURAM	49	44 (89.8%)	42 (85.7%)	20 (40.8%)	21 (42.9%)
KOZHIKODE	42	36 (85.7%)	30 (71.4%)	25 (59.5%)	25 (59.5%)
PALAKKAD	39	39 (100.%)	36 (92.3%)	32 (82.1%)	24 (61.5%)
ERNAKULAM	36	28 (77.8%)	25 (69.4%)	13 (36.1%)	19 (52.8%)
KANNUR	30	26 (86.7%)	25 (83.3%)	22 (73.3%)	22 (73.3%)
KOTTAYAM	26	21 (80.8%)	21 (80.8%)	17 (65.4%)	20 (76.9%)
KOLLAM	23	23 (100.%)	23 (100.%)	23 (100.%)	23 (100.%)
ALAPPUZHA	21	20 (95.2%)	19 (90.5%)	17 (81.%)	18 (85.7%)
KASARAGOD	20	19 (95.%)	18 (90.%)	14 (70.%)	16 (80.%)
IDUKKI	19	18 (94.7%)	17 (89.5%)	11 (57.9%)	16 (84.2%)
PATHANAMTHITTA	19	18 (94.7%)	16 (84.2%)	13 (68.4%)	13 (68.4%)
WAYANAD	16	16 (100.%)	15 (93.8%)	15 (93.8%)	15 (93.8%)
Total	504	463 (91.9%)	435 (86.3%)	354 (70.2%)	364 (72.2%)

5. Percentage of Online Appointment Booking in Hospitals

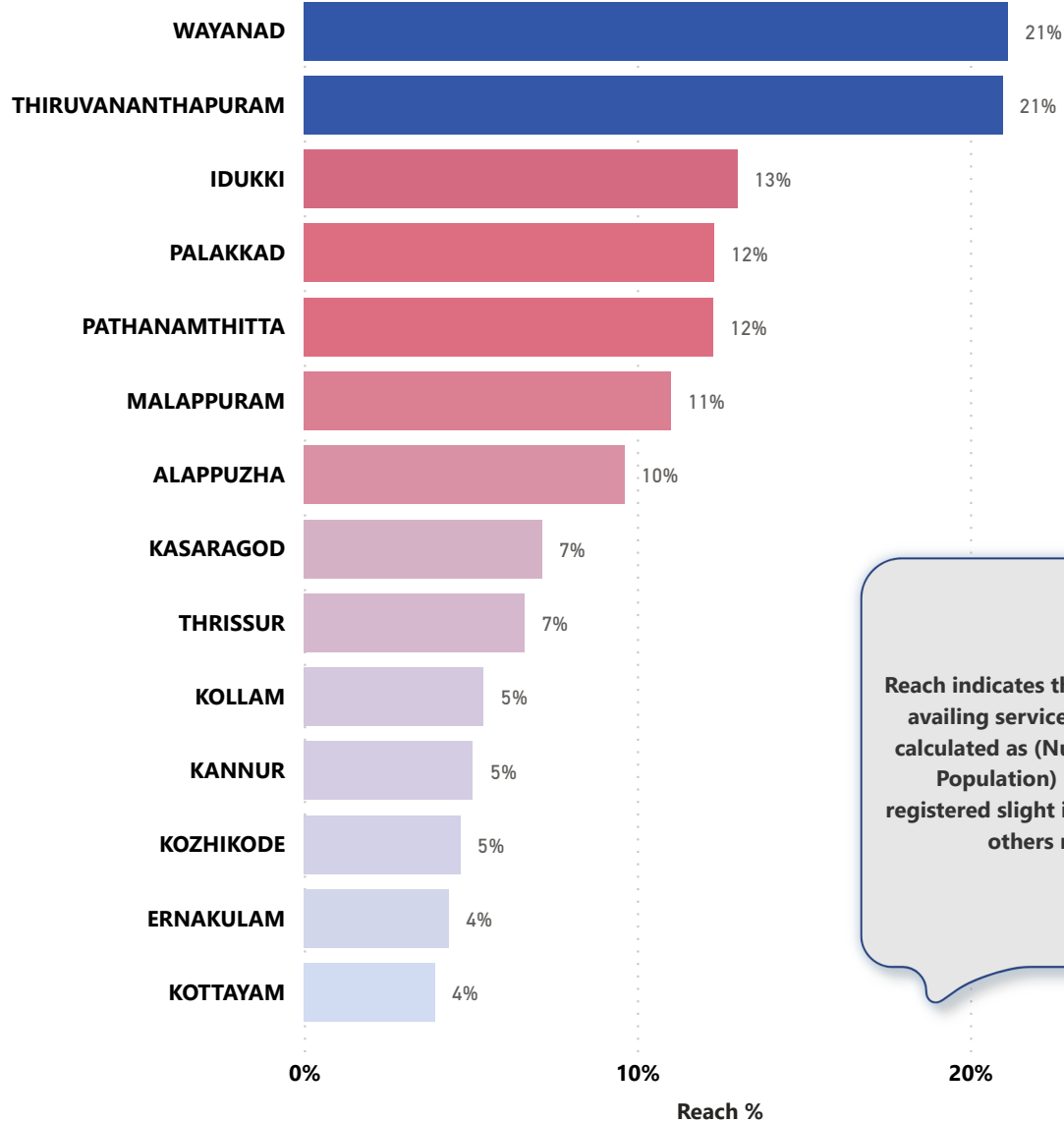
District-wise count of Online appointments taken during the month of January '23. TVM district remains at first position in the case of online appointments followed by Kollam and Ernakulam. Kasaragod district is at the last position.



District-wise % of online appointment booking up on OP visits for the month of January '23. Calculation is performed as (Online appointments/OP visits) * 100 %. Kollam district has the highest percentage of online appointments w.r.t op visits .



6. eHealth Performance - Reach



Reach indicates the percentage of population availing services through eHealth. This is calculated as $(\text{Number of UHID registered} / \text{Population}) * 100 \%$. A few districts registered slight increase of around 1% while others remained as same.

7. Public Health Survey Status

