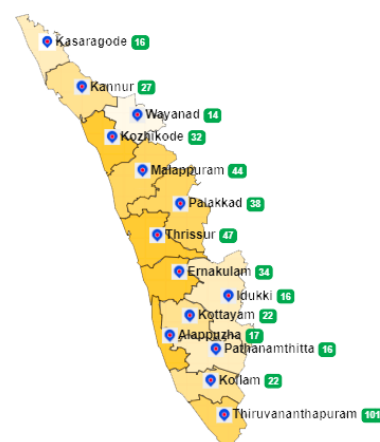


1. eHealth Kerala - Vital Statistics

Live Institutions	59
Medical College Hospitals	1
PHCs/FHCs	47
CHCs	1
DHs/GHs	1
PH Labs	0
Other(Inc UPHCs,Taluk Hospitals)	9



2. Highlights



- eHealth rolled out in 3 new institution during the month of January '22 in Thrissur district and Reception module started in 51 out of 54 PHCs/FHCs/UPHCs.
- The district is at position 3 in the house survey completion (41.74%) and at position 2 in member survey completion (0.88%).
- The district is at position 6 (up by 2) in the number of online appointment bookings.



- The district stands at position 9(1 down) from the top, with a rank of 4 (down by 2) in the overall performance ranking of districts based on PHCs/ FHCs/UPHCs.
- The district remains at
 - position 7 in UHID Visits (34.64%).
 - position 9 in reach rank which indicates UHID registration proportionate to the population.
- The district is at position 5 (1 position down) in Pharmacy usage with a value of 67.34%.
- Thrissur stands at position 8 in the doctor Consultation with a value of 83.34%.




3. eHealth - District Ranking Matrix Based on Performance of PHCs/FHCs/UPHCs

The ranking matrix showcase the district performance in providing eHealth services through PHCs/FHCs/UPHCs based on six different parameters. These parameters include whether the reception module is started or not, UHID Visits, Doctor Consultation, Pharmacy Usage, Lab Usage and number of Live Institutions. Based on the ranking, the districts are classified into three broad categories, the best performing districts, the average performing districts and the low performing districts.

The best performing districts should strive to continue to remain in the same position, whereas the average performing as well as the low performing districts should strive to reach to the 'top four' league.

The ranking matrix for the month of January '23 is given below:

District	Rank
WAYANAD	1
IDUKKI	2
KOLLAM	2
PATHANAMTHITTA	2
THIRUVANANTHAPURAM	2
ALAPPUZHA	3
PALAKKAD	3
KOTTAYAM	4
THRISSUR	4
KANNUR	5
KOZHIKODE	5
KASARAGOD	6
MALAPPURAM	7
ERNAKULAM	8

 Best performing
 Average performing
 Low performing

3. eHealth - Institution Level Ranking of PHCs/FHCs/UPHCs

Hospital	Rank
Family Health Centre Karalam	1
Family Health Centre Poomangalam	1
Urban Primary Health Centre Gosayikunnu	2
Family Health Centre Koolimuttom	3
Family Health Centre Nenmanikkara	3
Family Health Centre Panjal	3
Family Health Centre Thalikulam	3
Family Health Centre Vilvattom	3
Family Health Centre Arthat	4
Family Health Centre Ayyanthole	4
Family Health Centre Meloor	4
Family Health Centre Pookode	4
Family Health Centre Velookkara	4
Urban Primary Health Centre Anapuzha	4
Urban Primary Health Centre Kachery	4
Urban Primary Health Centre V R Puram	4
Family Health Centre Chamakkala	5
Family Health Centre Desamangalam	5
Family Health Centre Elanad	5
Family Health Centre Nadathara	5
Family Health Centre Nattika	5
Family Health Centre Thrikkur	5
Family Health Centre Velur	5
Family Health Centre Venkitangu	5
Urban Primary Health Centre Porkalanged	5
Family Health Centre Aloor	6
Family Health Centre Edavilangu	6

Hospital	Rank
Family Health Centre Mulloorkara	13
Urban Primary Health Centre Paravattani	12
Family Health Centre Methala	11
Family Health Centre Vembellur	11
Family Health Centre Mundur Tholur	10
Family Health Centre Madavana	9
Family Health Centre Poomala	9
Family Health Centre Kuzhoor	8
Family Health Centre Pamboor	8
Family Health Centre Vallathol Nagar	8
Family Health Centre Vaniyamapara	8
Urban Primary Health Centre Guruvayoor	8
Family Health Centre Adat	7
Family Health Centre Kadangode	7
Family Health Centre Kodakara	7
Family Health Centre Paralam	7
Family Health Centre Pariyaram Thrissur	7
Family Health Centre Pattikkad	7
Family Health Centre Porkulam	7
Family Health Centre Poyya	7
Family Health Centre Punneyur	7
Family Health Centre Thekkumkara	7
Family Health Centre Aloor	6
Family Health Centre Edavilangu	6
Family Health Centre Kaipamangalam	6
Family Health Centre Mambra	6
Family Health Centre Manaloor	6

3.1 eHealth Performance - Reception Module

Reception Module is considered to be functional in a PHC/FHC/UPHC only if the number of total visits for the month is of minimum 500.

Reception module started in 51 out of 54 PHCs/FHCs/UPHCs

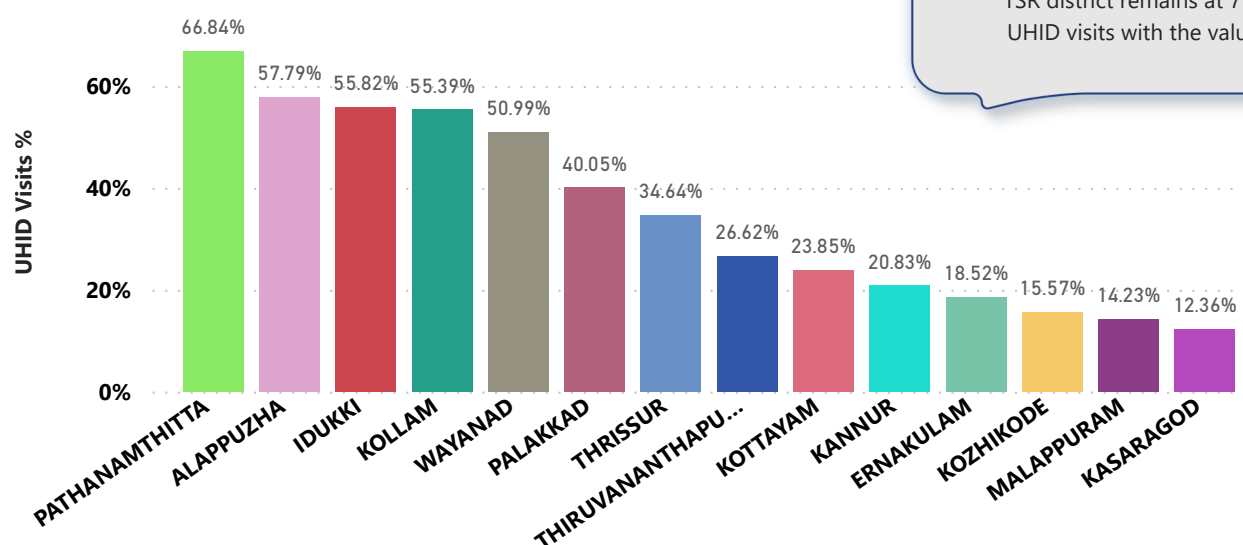
District	PHC/FHC/UPHC Count	PHC/FHC/UPHC with Reception	% of PHC/FHC/UPHC with Reception
ALAPPUZHA	17	17	100.00%
KASARAGOD	19	19	100.00%
KOLLAM	21	21	100.00%
WAYANAD	15	15	100.00%
PALAKKAD	38	37	97.00%
THIRUVANANTHAPURAM	68	65	96.00%
IDUKKI	17	16	94.00%
PATHANAMTHITTA	17	16	94.00%
THRISSUR	54	51	94.00%
KANNUR	27	25	93.00%
KOZHIKODE	30	28	93.00%
KOTTAYAM	22	20	91.00%
MALAPPURAM	46	41	89.00%
ERNAKULAM	33	26	79.00%

Institutions where the reception module is either not started or not using

Hospital Name
Family Health Centre Madakathara
Family Health Centre Mulloorkara
Family Health Centre Thiruvilwamala

3.2 e-Health Performance - UHID Visits

UHID Visit % is calculated as (UHID Visits / Total Visit) *100



TSR district remains at 7th position in UHID visits with the value of 34.64% .

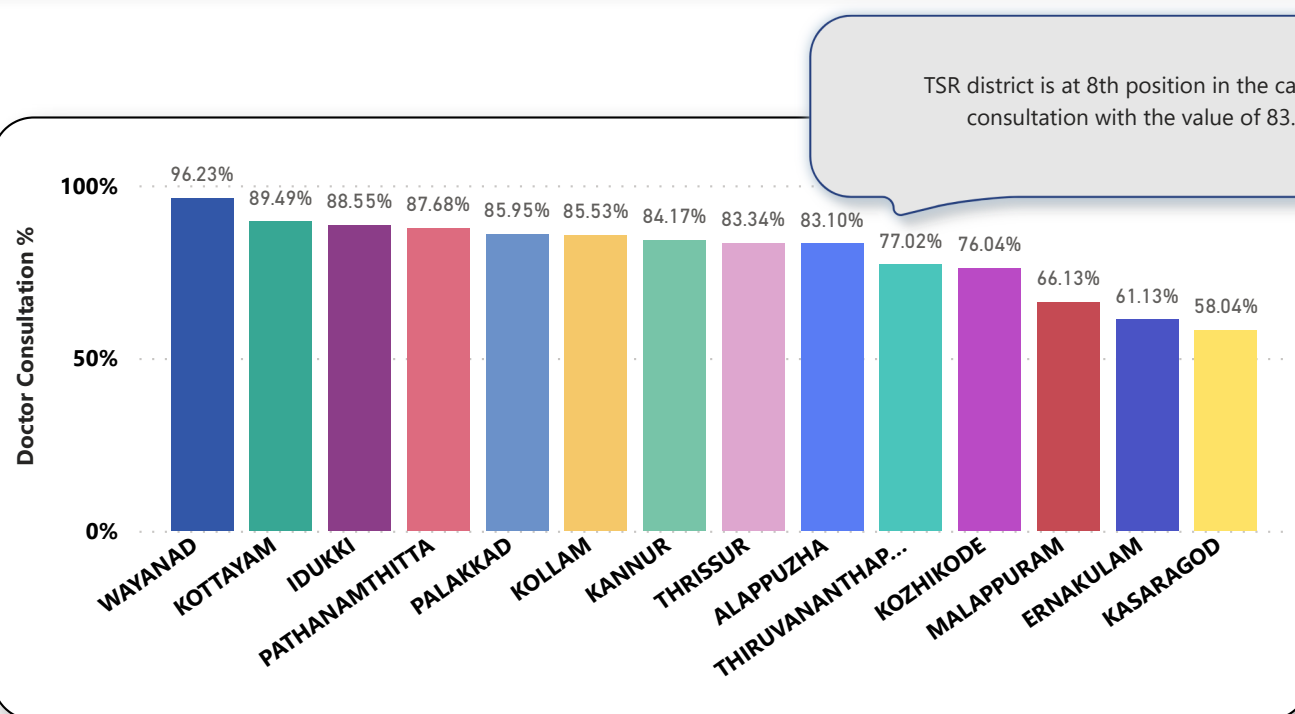
PHCs/FHCs/UPHCs based on UHID Visits

Institutions with atleast 100 UHID visits are listed here.

Hospital	UHID Visit %
Urban Primary Health Centre Kachery	73.00%
Family Health Centre Porkulam	69.00%
Family Health Centre Meloor	67.00%
Family Health Centre Karalam	64.00%
Family Health Centre Poomangalam	63.00%
Family Health Centre Velookkara	63.00%
Urban Primary Health Centre Porkalanged	63.00%
Family Health Centre Panjal	61.00%
Family Health Centre Nenmanikkara	58.00%
Family Health Centre Poomala	58.00%
Family Health Centre Kaipamangalam	54.00%

Hospital	UHID Visit %
Family Health Centre Poyya	3.00%
Family Health Centre Pattikkad	4.00%
Family Health Centre Velur	5.00%
Urban Primary Health Centre Paravattani	5.00%
Family Health Centre Vallathol Nagar	13.00%
Family Health Centre Methala	14.00%
Family Health Centre Thekkumkara	15.00%
Family Health Centre Kuzhoor	17.00%
Family Health Centre Pamboor	20.00%
Family Health Centre Vaniyamapara	20.00%
Family Health Centre Mundur Tholur	22.00%

3.3 e-Health Performance - Doctor Consultation



Doctor Consultation Percentage in PHCs/FHCs/UPHCs

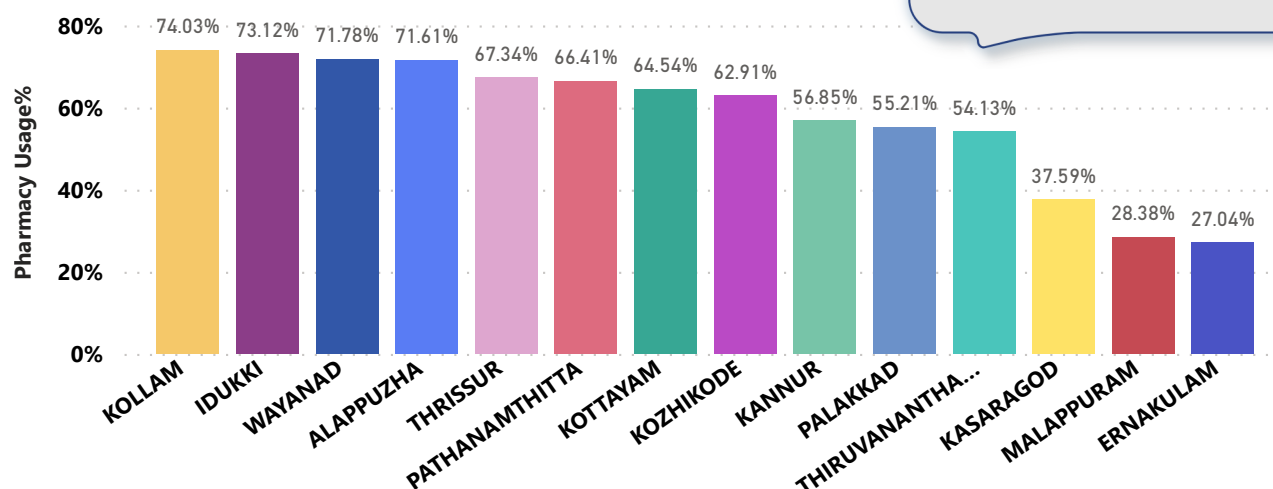
Hospital	Doctor Consultation %
Family Health Centre Desamangalam	99.89%
Family Health Centre Poyya	99.74%
Family Health Centre Thrikkur	99.73%
Family Health Centre Velur	99.73%
Family Health Centre Vilvattom	99.69%
Family Health Centre Venkitangu	99.60%
Urban Primary Health Centre V R Puram	99.18%
Family Health Centre Chamakkala	99.10%
Family Health Centre Manaloor	98.93%
Family Health Centre Karalam	98.91%
Family Health Centre Thekkumkara	98.83%
Family Health Centre Arthat	98.67%

Hospital	Doctor Consultation %
Urban Primary Health Centre Paravattani	0.00%
Family Health Centre Mundur Tholur	10.15%
Family Health Centre Vembellur	11.76%
Family Health Centre Methala	52.45%
Family Health Centre Poomala	60.16%
Family Health Centre Madavana	64.86%
Urban Primary Health Centre Guruvayoor	70.94%
Family Health Centre Kuzhoor	74.91%
Family Health Centre Edavilangu	77.15%
Family Health Centre Vaniyamapara	77.91%
Family Health Centre Punnayur	78.82%
Family Health Centre Paralam	84.04%
Family Health Centre Aloor	84.96%

3.4 e-Health Performance - Pharmacy Usage in PHCs/FHCs/UPHCs

Pharmacy usage is calculated as (Pharmacy Prescription Count / Total Visits) *100

The Thrissur district is at 5th position(1 down) in Pharmacy Usage with 67.34%.



Pharmacy Usage in PHCs/FHCs/UPHCs

Hospital	Pharmacy Usage %
Family Health Centre Poyya	98.00%
Family Health Centre Desamangalam	90.00%
Family Health Centre Mambra	90.00%
Family Health Centre Elanad	88.00%
Family Health Centre Koolimuttom	87.00%
Family Health Centre Poomangalam	87.00%
Family Health Centre Thrikkur	87.00%
Family Health Centre Velur	87.00%
Urban Primary Health Centre Kachery	87.00%
Family Health Centre Vilvattom	86.00%
Family Health Centre Arthat	85.00%
Family Health Centre Karalam	85.00%
Family Health Centre Manaloor	85.00%
Family Health Centre Venkitangu	85.00%

Hospital	Pharmacy Usage %
Family Health Centre Pamboor	0.00%
Urban Primary Health Centre Paravattani	0.00%
Family Health Centre Vembellur	4.00%
Family Health Centre Mundur Tholur	9.00%
Family Health Centre Porkulam	19.00%
Family Health Centre Poomala	34.00%
Family Health Centre Methala	38.00%
Family Health Centre Vaniyamapara	42.00%
Family Health Centre Edavilangu	45.00%
Family Health Centre Madavana	50.00%
Urban Primary Health Centre Guruvayoor	54.00%
Family Health Centre Pariyaram Thrissur	55.00%
Family Health Centre Kadangode	57.00%

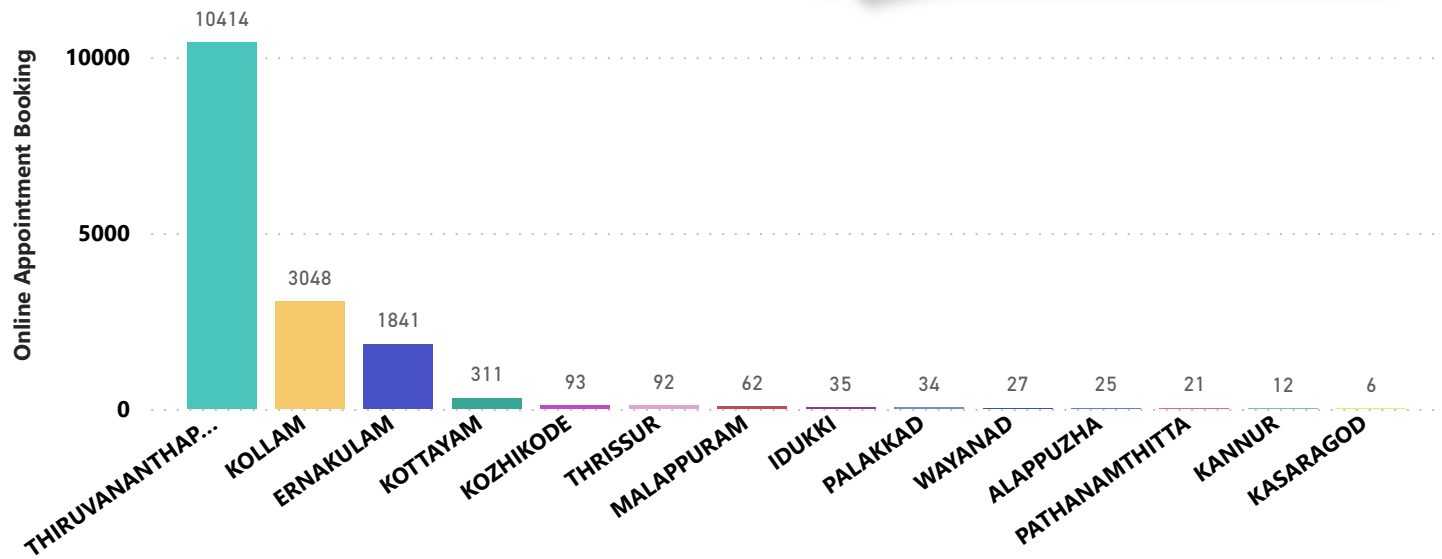
4. Status of Modules started in Hospitals

District wise status of live institutions and the count of various modules [Reception, OP Consultation, Lab, Pharmacy] started.

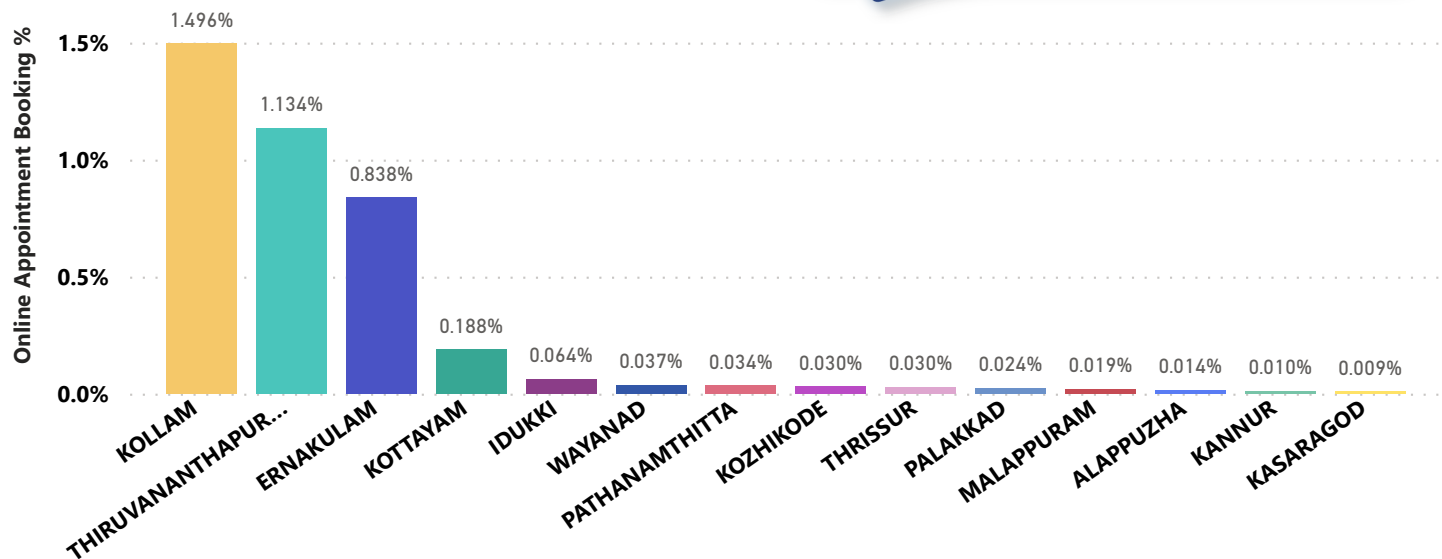
District Name	Live Institutions	Reception	Consultation	Lab	Pharmacy
THIRUVANANTHAPURAM	105	99 (94.3%)	94 (89.5%)	83 (79.%)	79 (75.2%)
THRISSUR	59	56 (94.9%)	54 (91.5%)	49 (83.1%)	53 (89.8%)
MALAPPURAM	49	44 (89.8%)	42 (85.7%)	20 (40.8%)	21 (42.9%)
KOZHIKODE	42	36 (85.7%)	30 (71.4%)	25 (59.5%)	25 (59.5%)
PALAKKAD	39	39 (100.%)	36 (92.3%)	32 (82.1%)	24 (61.5%)
ERNAKULAM	36	28 (77.8%)	25 (69.4%)	13 (36.1%)	19 (52.8%)
KANNUR	30	26 (86.7%)	25 (83.3%)	22 (73.3%)	22 (73.3%)
KOTTAYAM	26	21 (80.8%)	21 (80.8%)	17 (65.4%)	20 (76.9%)
KOLLAM	23	23 (100.%)	23 (100.%)	23 (100.%)	23 (100.%)
ALAPPUZHA	21	20 (95.2%)	19 (90.5%)	17 (81.%)	18 (85.7%)
KASARAGOD	20	19 (95.%)	18 (90.%)	14 (70.%)	16 (80.%)
IDUKKI	19	18 (94.7%)	17 (89.5%)	11 (57.9%)	16 (84.2%)
PATHANAMTHITTA	19	18 (94.7%)	16 (84.2%)	13 (68.4%)	13 (68.4%)
WAYANAD	16	16 (100.%)	15 (93.8%)	15 (93.8%)	15 (93.8%)
Total	504	463 (91.9%)	435 (86.3%)	354 (70.2%)	364 (72.2%)

5. Percentage of Online Appointment Booking in Hospitals

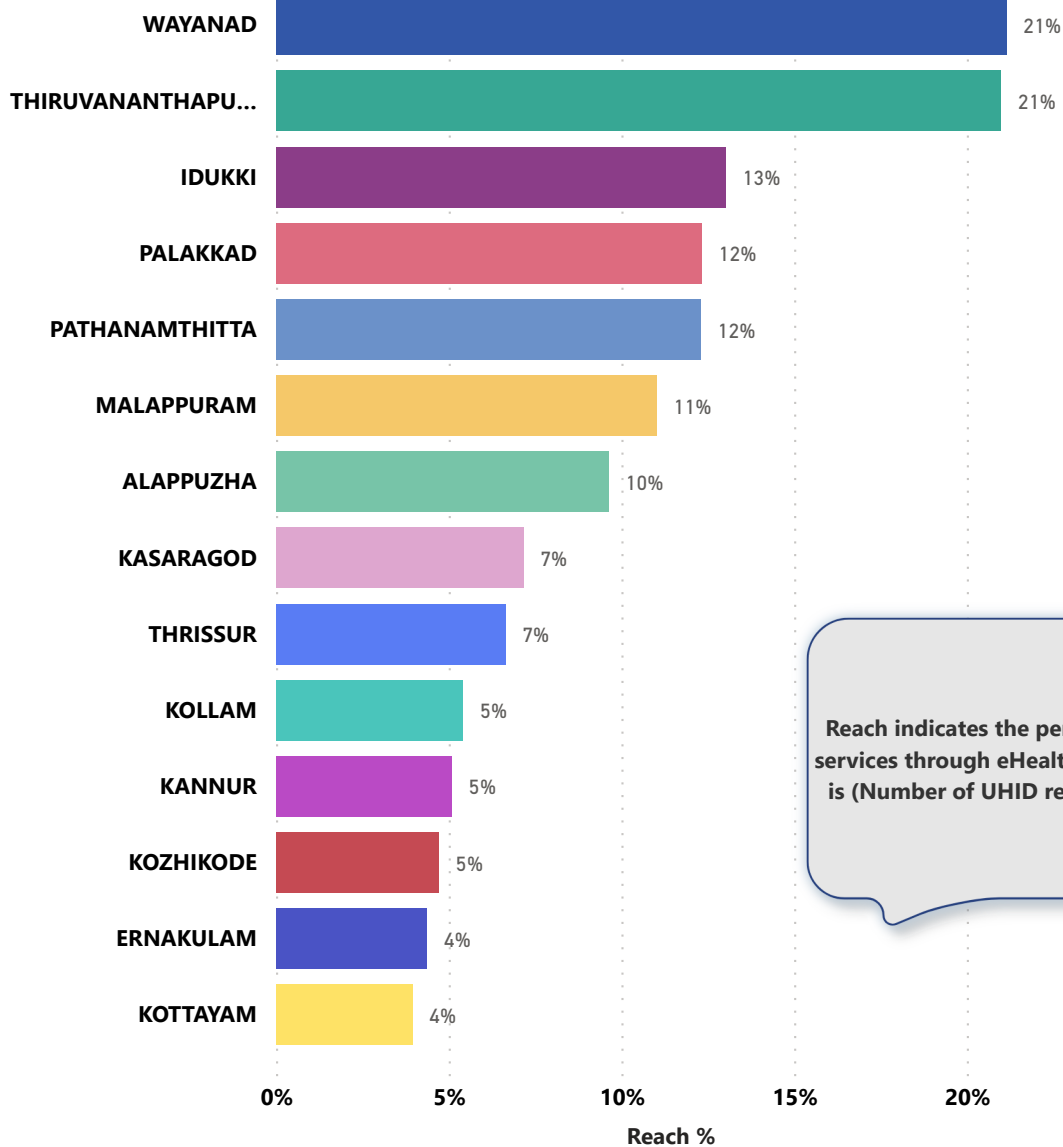
District-wise count of online appointments taken during the month of January '23. TSR district remains at position 6 in online appointment booking.



District-wise percentage of online appointment booking up on OP visits for the month of January '23. Calculation is performed as (Online Visits / OP Visits) * 100 %.



6. eHealth Performance - Reach



Reach indicates the percentage of population availing services through eHealth. The formula used to calculate is $(\text{Number of UHID registered} / \text{Population}) * 100 \%$.

7. Public Health Survey Status

