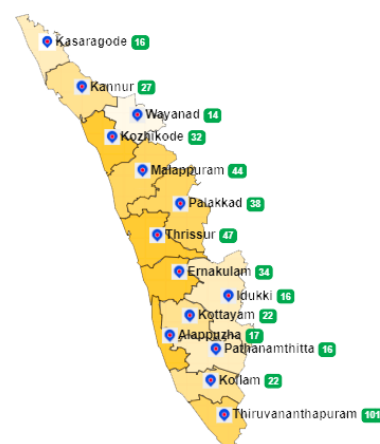


1. eHealth Kerala - Vital Statistics

Live Institutions	105
Medical College Hospitals	4
PHCs/FHCs	62
CHCs	18
DHs/GHs	4
PH Labs	1
Other(Inc UPHCs,Taluk Hospitals)	16



2. Highlights



- eHealth rolled out in 1 new institution during the month of January'23 in Thiruvananthapuram district.
- The district remains at position 2 in overall performance ranking of districts based on PHCs/FHCs/UPHCs.
- Reception module is functional in 65 of the 68 PHCs/FHCs/UPHCs of the district.
- The district remains at position 1 in the number of online appointment booking.
- The district is at top position in house survey completion (57%) and member survey completion (3%).
- The district remains at top position in reach rank which indicates UHID registration proportionate to the population.



- District is at :
- - position 10(up by 1) in Doctor Consultation with nearly 77%.
 - - position 11(down by 2) in Pharmacy Usage with 54%.
 - The district remains at position 8 in UHID Visits with 26%.
 - Member survey completion percentage in the district is only 3%.

3. eHealth - District Ranking Matrix Based on Performance of PHCs/FHCs/UPHCs

The ranking matrix showcase the district performance in providing eHealth services through PHCs/FHCs/UPHCs based on six different parameters. These parameters include whether the reception module is started or not, UHID Visits, Doctor Consultation, Pharmacy Usage, Lab Usage and number of Live Institutions. Based on the ranking, the districts are classified into three broad categories, the best performing districts, the average performing districts and the low performing districts.

The best performing districts should strive to continue to remain in the same position, whereas the average performing as well as the low performing districts should strive to reach to the 'top four' league.

The ranking matrix for the month of January '23 is given below:

District	Rank
WAYANAD	1
IDUKKI	2
KOLLAM	2
PATHANAMTHITTA	2
THIRUVANANTHAPURAM	2
ALAPPUZHA	3
PALAKKAD	3
KOTTAYAM	4
THRISSUR	4
KANNUR	5
KOZHIKODE	5
KASARAGOD	6
MALAPPURAM	7
ERNAKULAM	8

 Best performing
 Average performing
 Low performing

3. eHealth - Institution Level Ranking of PHCs/FHCs/UPHCs

Hospital	Rank
Family Health Centre Anakudy	1
Family Health Centre Kottukal	2
Family Health Centre Kuttichal	2
Family Health Centre Poozhanad	2
Family Health Centre Amachal New	3
Family Health Centre Mukkola	3
Family Health Centre Panavoor	3
Family Health Centre Paraniyam	3
Family Health Centre Edava	4
Family Health Centre Kallikkad New	4
Family Health Centre Parasuvaikkal Parasala	4
Family Health Centre Vamanapuram	4
Family Health Centre Aruvikkara	5
Family Health Centre Balaramapuram	5
Family Health Centre Karakulam	5
Family Health Centre Kunnathukal	5
Family Health Centre Maranalloor	5
Family Health Centre Vattiyoorkavu	5
Primary Health Centre Kalliyoor	5
Urban Primary Health Centre Thrikkannapuram	5
Family Health Centre Anad	6
Family Health Centre Jagathy	6
Family Health Centre Kadakampally	6
Family Health Centre Pallichal	6
Family Health Centre Perumpazhuthoor	6
Family Health Centre Pozhiyoor	6
Primary Health Centre Thonnakkal	6
Primary Health Centre Vellayani	6
Urban Health Centre Mannanthala	6
Urban Primary Health Centre Mambazhakkara	6

Hospital	Rank
Family Health Centre Chemmaruthy	13
Family Health Centre Kollayil	13
Family Health Centre Madavoor	13
Family Health Centre Puthukurichy	13
Family Health Centre Vettoor	13
Primary Health Centre Azhoor	13
Secretariat Health Centre Thiruvananthapuram	13
Urban Primary Health Centre Vattiyoorkavu	13
Family Health Centre Kattakada	12
Family Health Centre Pangapara Integrated	12
Family Health Centre Peringammala	12
Family Health Centre Mudakkal	11
Family Health Centre Vilavoorkkal	11
Family Health Centre Amboori	10
Family Health Centre Karavaram	10
Family Health Centre Pulimath	10
Family Health Centre Thonipara	10
Family Health Centre Uzhamalakkal	10
Family Health Centre Kilimanoor	9
Urban Primary Health Centre Muttada	9
Urban Primary Health Centre Poovathoor	9
Family Health Centre Chemboor	8
Family Health Centre Cherunniyoor	8
Family Health Centre Karode	8
Family Health Centre Kulathoor	8
Family Health Centre Tholicode	8
Urban Primary Health Centre Chalai	8
Family Health Centre Chenkal	7
Family Health Centre Keezhattingal	7
Family Health Centre Mangalapuram	7

3.1 eHealth Performance - Reception Module

Reception Module is considered to be functional in a PHC/FHC/UPHC only if the number of total visits for the month is of minimum 500.

Reception module started in 65 of the 68 PHCs/FHCs/UPHCs

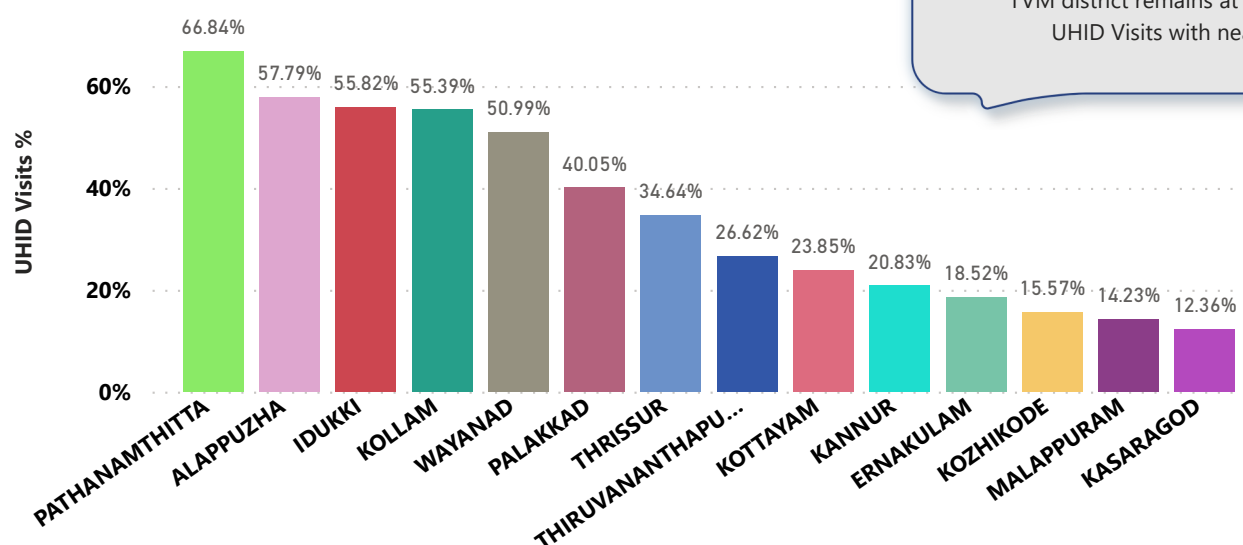
District	PHC/FHC/UPHC Count	PHC/FHC/UPHC with Reception	% of PHC/FHC/UPHC with Reception
ALAPPUZHA	17	17	100.00%
KASARAGOD	19	19	100.00%
KOLLAM	21	21	100.00%
WAYANAD	15	15	100.00%
PALAKKAD	38	37	97.00%
THIRUVANANTHAPURAM	68	65	96.00%
IDUKKI	17	16	94.00%
PATHANAMTHITTA	17	16	94.00%
THRISSUR	54	51	94.00%
KANNUR	27	25	93.00%
KOZHIKODE	30	28	93.00%
KOTTAYAM	22	20	91.00%
MALAPPURAM	46	41	89.00%
ERNAKULAM	33	26	79.00%

Institutions where the reception module is either not started or not using

Hospital Name
Family Health Centre Malayadi
Primary Health Centre Bharathannoor
Primary Health Centre Veli

3.2 e-Health Performance - UHID Visits

UHID Visit % is calculated as (UHID Visits / Total Visit) *100



TVM district remains at position 8 in UHID Visits with nearly 26%.

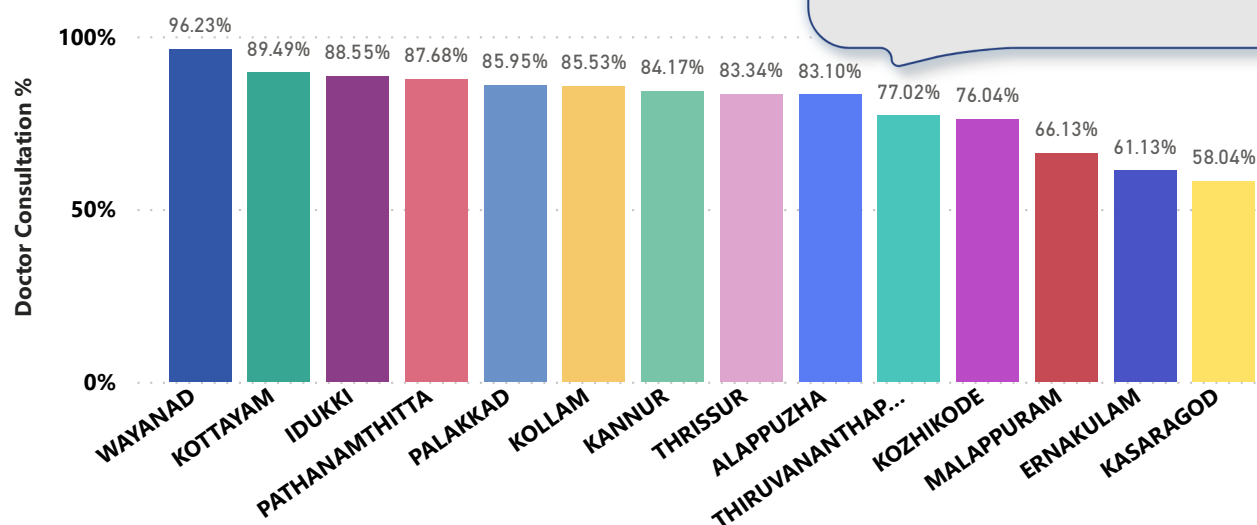
PHCs/FHCs/UPHCs based on UHID Visits

Institutions with atleast 100 UHID visits are listed here.

Hospital	UHID Visit %
Family Health Centre Anakudy	92.00%
Urban Health Centre Mannanthala	76.00%
Family Health Centre Karavaram	69.00%
Family Health Centre Kottukal	68.00%
Family Health Centre Parasuvaikkal Parasala	63.00%
Family Health Centre Pullampara	62.00%
Family Health Centre Veeranakavu	59.00%
Family Health Centre Kallikkad New	53.00%
Family Health Centre Maranalloor	53.00%
Family Health Centre Amachal New	51.00%
Family Health Centre Tholicode	48.00%
Family Health Centre Perumpazhuthoor	47.00%
Family Health Centre Poozhanad	45.00%
Urban Primary Health Centre Chalai	43.00%

Hospital	UHID Visit %
Family Health Centre Kollayil	3.00%
Family Health Centre Madavoor	5.00%
Family Health Centre Vembayam	6.00%
Primary Health Centre Thonnakkal	6.00%
Primary Health Centre Kalliyoor	7.00%
Family Health Centre Chemboor	8.00%
Family Health Centre Chemmaruthy	8.00%
Family Health Centre Kadakampally	8.00%
Family Health Centre Pangapara Integrated	8.00%
Primary Health Centre Azhoor	9.00%
Family Health Centre Manickal	10.00%
Family Health Centre Vattiyoor	11.00%
Family Health Centre Pozhiyoor	13.00%
Family Health Centre Mudakkal	15.00%

3.3 e-Health Performance - Doctor Consultation



TVM district is at position 10(up by 1) in OP consultation with nearly 77%.

Doctor Consultation Percentage in PHCs/FHCs/UPHCs

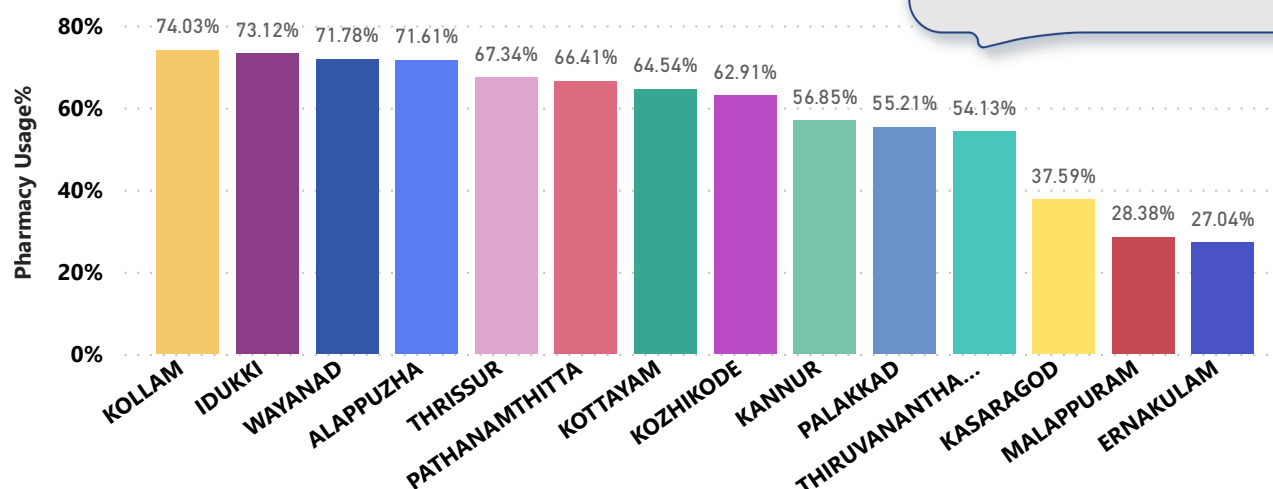
Hospital	Doctor Consultation %
Family Health Centre Amachal New	99.96%
Family Health Centre Perumathura	99.77%
Family Health Centre Poozhanad	99.58%
Family Health Centre Mukkola	98.88%
Family Health Centre Kadakampally	98.74%
Family Health Centre Kallikkad New	98.62%
Family Health Centre Kuttichal	98.08%
Family Health Centre Vembayam	98.01%
Primary Health Centre Kalliyor	97.13%
Family Health Centre Kunnathukal	96.83%
Primary Health Centre Vellayani	96.79%
Family Health Centre Parasuvaikkal Parasala	96.61%
Family Health Centre Cherunniyoor	95.51%
Family Health Centre Aruvikkara	95.39%
Family Health Centre Kottukal	95.11%

Hospital	Doctor Consultation %
Secretariat Health Centre Thiruvananthapuram	0.00%
Primary Health Centre Azhoor	4.46%
Family Health Centre Madavoor	18.41%
Family Health Centre Karavaram	20.17%
Family Health Centre Kollayil	29.67%
Family Health Centre Peringammala	31.74%
Family Health Centre Chemmaruthy	40.94%
Family Health Centre Kattakada	50.63%
Family Health Centre Kilimanoor	56.47%
Family Health Centre Uzhamalakkal	56.70%
Family Health Centre Mudakkal	59.02%
Family Health Centre Amboori	60.30%
Family Health Centre Thonipara	60.67%
Family Health Centre Pullampara	62.84%
Family Health Centre Pangapara	62.91%

3.4 e-Health Performance - Pharmacy Usage in PHCs/FHCs/UPHCs

Pharmacy usage is calculated as (Pharmacy Prescription Count / Total Visits) *100

The TVM district stands at position 11(down by 2) in Pharmacy Usage with nearly 54%.



Pharmacy Usage in PHCs/FHCs/UPHCs

Hospital	Pharmacy Usage %
Family Health Centre Panavoor	93.00%
Family Health Centre Parasuvaikkal Parasala	91.00%
Family Health Centre Mukkola	89.00%
Family Health Centre Poozhanad	89.00%
Family Health Centre Kallikkad New	87.00%
Family Health Centre Perumathura	85.00%
Family Health Centre Edava	84.00%
Family Health Centre Vattiyoorkavu	84.00%
Family Health Centre Kadakampally	83.00%
Family Health Centre Keezhattingal	83.00%
Family Health Centre Pozhiyoor	83.00%
Family Health Centre Anakudy	81.00%
Family Health Centre Kuttichal	80.00%
Family Health Centre Paraniyam	80.00%

Hospital	Pharmacy Usage %
Family Health Centre Madavoor	0.00%
Family Health Centre Mudakkal	0.00%
Family Health Centre Peringammala	0.00%
Primary Health Centre Azhoor	0.00%
Secretariat Health Centre Thiruvananthapuram	0.00%
Family Health Centre Kattakada	18.00%
Family Health Centre Pangapara Integrated	18.00%
Family Health Centre Karavaram	19.00%
Family Health Centre Kollayil	20.00%
Family Health Centre Pulimath	22.00%
Urban Primary Health Centre Muttada	30.00%
Family Health Centre Tholicode	31.00%

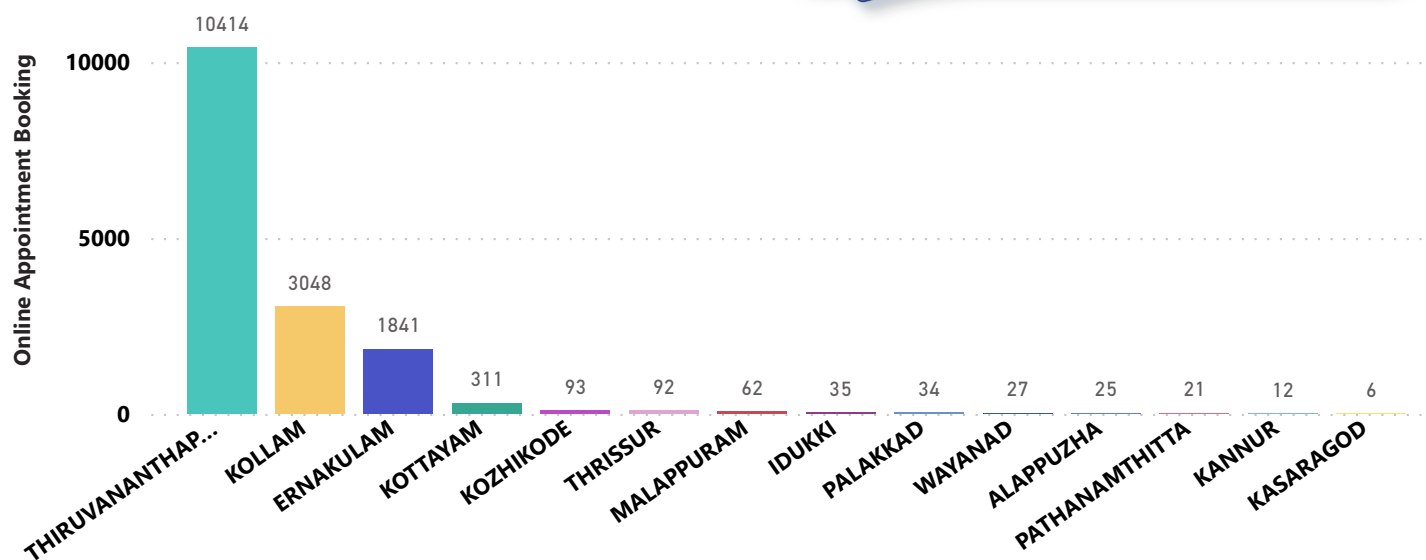
4. Status of Modules started in Hospitals

District wise status of live institutions and the count of various modules [Reception, OP Consultation, Lab, Pharmacy] started.

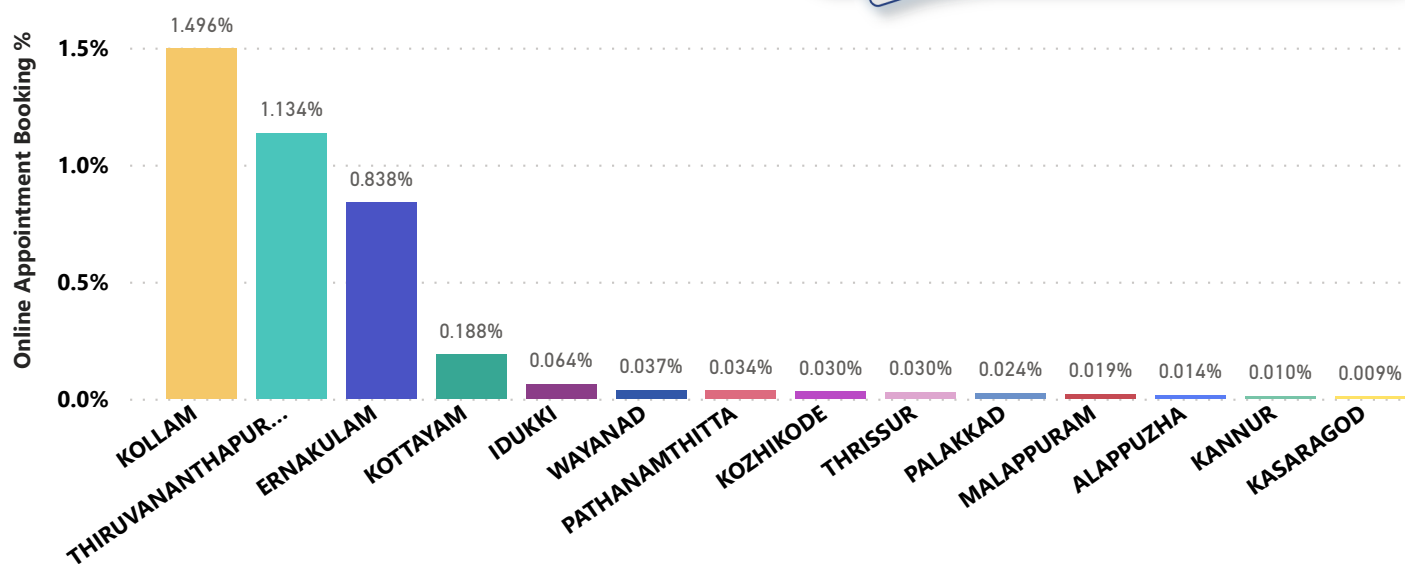
District Name	Live Institutions	Reception	Consultation	Lab	Pharmacy
THIRUVANANTHAPURAM	105	99 (94.3%)	94 (89.5%)	83 (79.%)	79 (75.2%)
THRISSUR	59	56 (94.9%)	54 (91.5%)	49 (83.1%)	53 (89.8%)
MALAPPURAM	49	44 (89.8%)	42 (85.7%)	20 (40.8%)	21 (42.9%)
KOZHIKODE	42	36 (85.7%)	30 (71.4%)	25 (59.5%)	25 (59.5%)
PALAKKAD	39	39 (100.%)	36 (92.3%)	32 (82.1%)	24 (61.5%)
ERNAKULAM	36	28 (77.8%)	25 (69.4%)	13 (36.1%)	19 (52.8%)
KANNUR	30	26 (86.7%)	25 (83.3%)	22 (73.3%)	22 (73.3%)
KOTTAYAM	26	21 (80.8%)	21 (80.8%)	17 (65.4%)	20 (76.9%)
KOLLAM	23	23 (100.%)	23 (100.%)	23 (100.%)	23 (100.%)
ALAPPUZHA	21	20 (95.2%)	19 (90.5%)	17 (81.%)	18 (85.7%)
KASARAGOD	20	19 (95.%)	18 (90.%)	14 (70.%)	16 (80.%)
IDUKKI	19	18 (94.7%)	17 (89.5%)	11 (57.9%)	16 (84.2%)
PATHANAMTHITTA	19	18 (94.7%)	16 (84.2%)	13 (68.4%)	13 (68.4%)
WAYANAD	16	16 (100.%)	15 (93.8%)	15 (93.8%)	15 (93.8%)
Total	504	463 (91.9%)	435 (86.3%)	354 (70.2%)	364 (72.2%)

5. Percentage of Online Appointment Booking in Hospitals

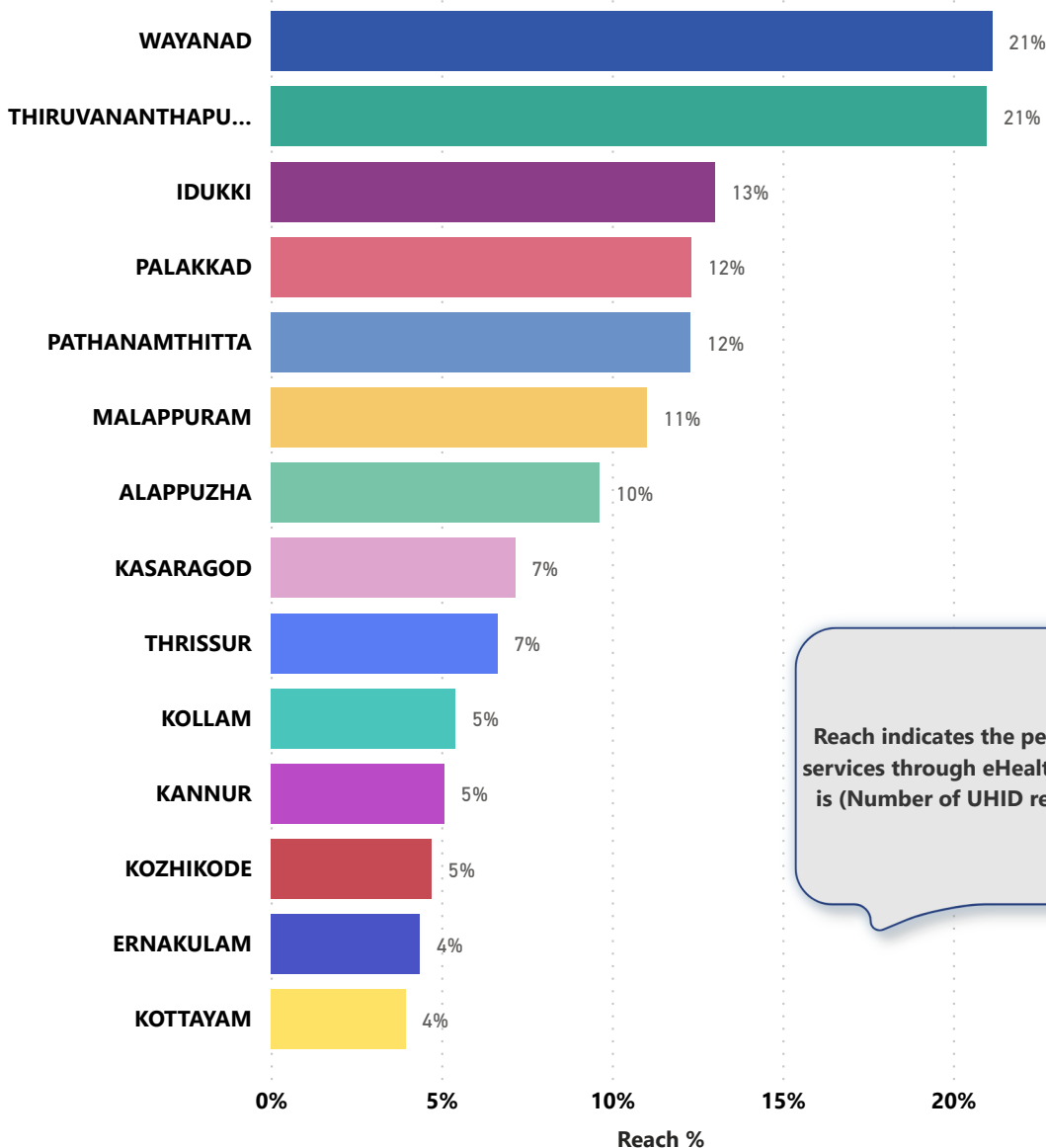
District-wise count of online appointments taken during the month of December '22. TVM district stands at first position in online appointment booking.



District-wise percentage of online appointment booking up on OP visits for the month of December '22. Calculation is performed as $(\text{Online Visits} / \text{OP Visits}) * 100 \%$.



6. eHealth Performance - Reach



Reach indicates the percentage of population availing services through eHealth. The formula used to calculate is $(\text{Number of UHID registered} / \text{Population}) * 100 \%$.

7. Public Health Survey Status

