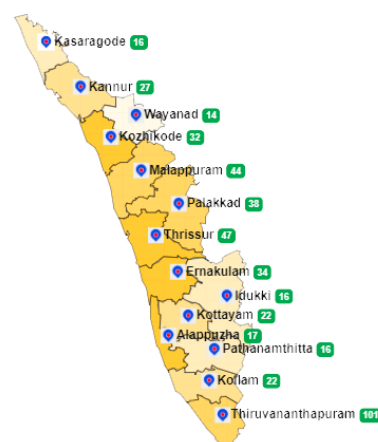


### 1. eHealth Kerala - Vital Statistics

<b>Live Institutions</b>	16
<b>Medical College Hospitals</b>	0
<b>PHCs/FHCs</b>	14
<b>CHCs</b>	0
<b>DHs/GHs</b>	1
<b>PH Labs</b>	0
<b>Other(Inc UPHCs,Taluk Hospitals)</b>	1



### 2. Highlights



- The district remains at position 1 in overall performance ranking of districts based on PHCs/FHCs/UPHCs.
- Reception module started in all Institutions.
- The district is at position 1(up by 1) in reach rank which indicates UHID registration proportionate to the population.
- District is at :
  - position 1 in Doctor consultation with 96% (up by 2%).
  - position 3(up by 4) in Pharmacy Usage with 72% (up by 12%).



- District remains at position 5 in UHID Visits with 51%.
- The district is at position 10 in online appointment booking.
- The house survey completion status is 0.77% and member survey completion status is 0.03%.

## 3. eHealth - District Ranking Matrix Based on Performance of PHCs/FHCs/UPHCs

The ranking matrix showcase the district performance in providing eHealth services through PHCs/FHCs/UPHCs based on six different parameters. These parameters include whether the reception module is started or not, UHID Visits, Doctor Consultation, Pharmacy Usage, Lab Usage and number of Live Institutions. Based on the ranking, the districts are classified into three broad categories, the best performing districts, the average performing districts and the low performing districts.

The best performing districts should strive to continue to remain in the same position, whereas the average performing as well as the low performing districts should strive to reach to the 'top four' league.

The ranking matrix for the month of January '23 is given below:

District	Rank
WAYANAD	1
IDUKKI	2
KOLLAM	2
PATHANAMTHITTA	2
THIRUVANANTHAPURAM	2
ALAPPUZHA	3
PALAKKAD	3
KOTTAYAM	4
THRISSUR	4
KANNUR	5
KOZHIKODE	5
KASARAGOD	6
MALAPPURAM	7
ERNAKULAM	8

 Best performing  
 Average performing  
 Low performing

## 3. eHealth - Institution Level Ranking of PHCs/FHCs/UPHCs

Hospital	Rank
Family Health Centre Cheeral	1
Family Health Centre Chethalayam	1
Family Health Centre Meppady	1
Family Health Centre Poothadi	1
Family Health Centre Vengapally	1
Family Health Center Noolpuzha	2
Family Health Centre Kottathara	3
Family Health Centre Thondernad	3
Urban Primary Health Centre Kalpetta	3
Family Health Centre Appappara	4
Family Health Centre Edavaka	4
Family Health Centre Padinharethara	4
Family Health Centre Pozhuthana	4
Family Health Centre Vellamunda	4
Family Health Centre Ambalavayal	5

## 3.1 eHealth Performance - Reception Module

Reception Module is considered to be functional in a PHC/FHC/UPHC only if the number of total visits for the month is of minimum 500.

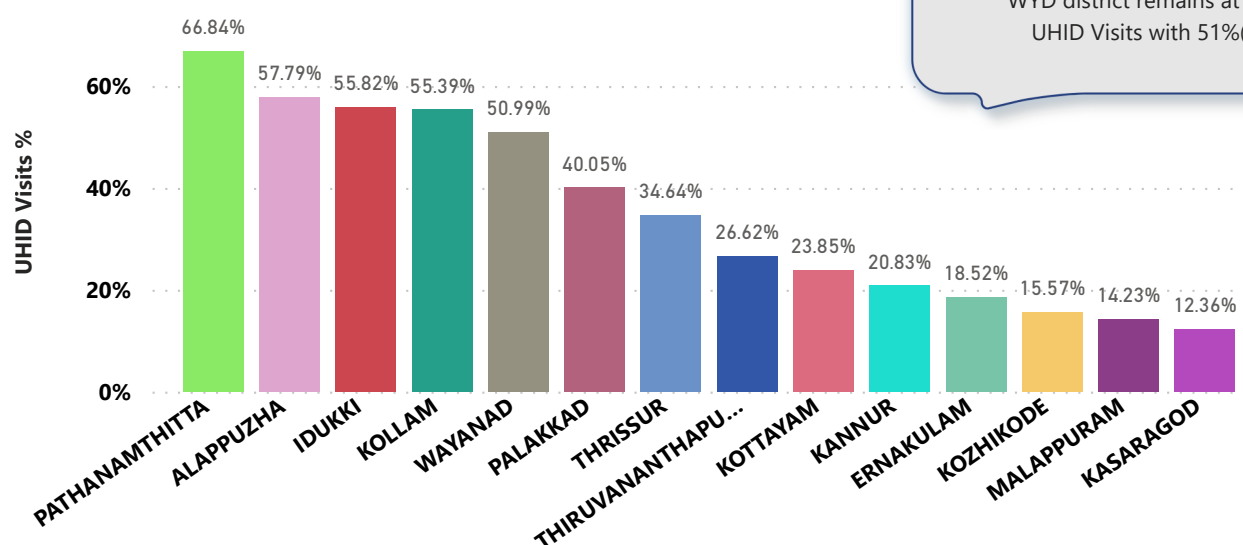
Reception module started in all PHCs/FHCs/UPHCs

District	PHC/FHC/UPHC Count	PHC/FHC/UPHC with Reception	% of PHC/FHC/UPHC with Reception
ALAPPUZHA	17	17	100.00%
KASARAGOD	19	19	100.00%
KOLLAM	21	21	100.00%
WAYANAD	15	15	100.00%
PALAKKAD	38	37	97.00%
THIRUVANANTHAPURAM	68	65	96.00%
IDUKKI	17	16	94.00%
PATHANAMTHITTA	17	16	94.00%
THRISSUR	54	51	94.00%
KANNUR	27	25	93.00%
KOZHIKODE	30	28	93.00%
KOTTAYAM	22	20	91.00%
MALAPPURAM	46	41	89.00%
ERNAKULAM	33	26	79.00%



## 3.2 e-Health Performance - UHID Visits

UHID Visit % is calculated as (UHID Visits / Total Visit ) \*100



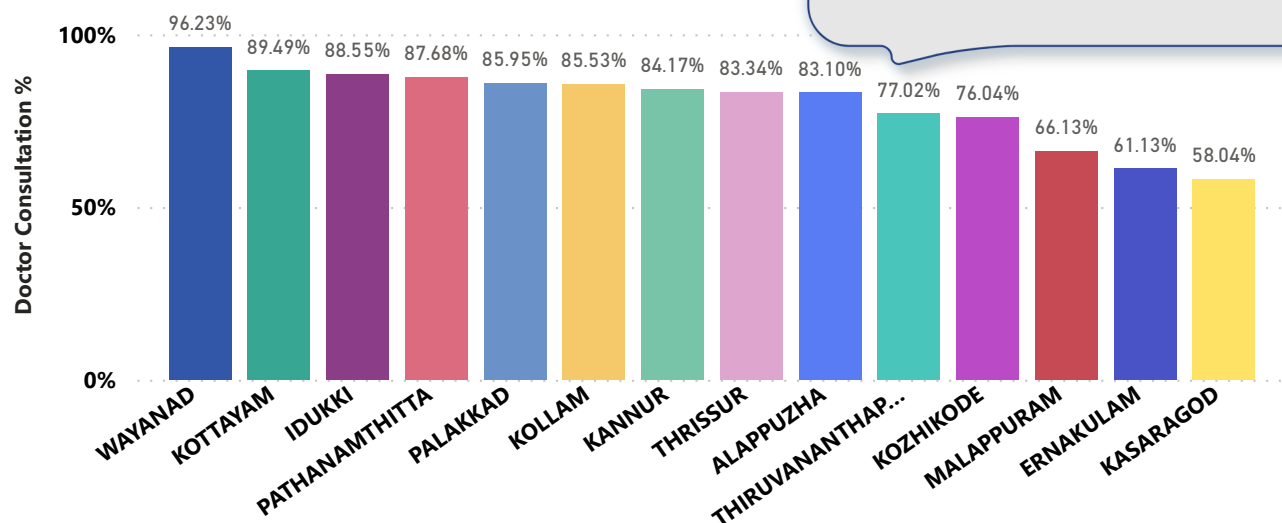
WYD district remains at position 5 in UHID Visits with 51%(up by 3%).

## PHCs/FHCs/UPHCs based on UHID Visits

Institutions with atleast 100 UHID visits are listed here.

Hospital	UHID Visit %
Family Health Centre Pozhuthana	76.00%
Family Health Centre Chethalayam	73.00%
Family Health Centre Kottathara	72.00%
Family Health Centre Meppady	69.00%
Family Health Centre Vengapally	69.00%
Family Health Centre Padinharethara	64.00%
Family Health Centre Cheeral	63.00%
Family Health Centre Poothadi	60.00%
Urban Primary Health Centre Kalpetta	58.00%
Family Health Center Noolpuzha	48.00%
Family Health Centre Thondernad	44.00%
Family Health Centre Ambalavayal	43.00%
Family Health Centre Appappara	32.00%
Family Health Centre Edavaka	26.00%
Family Health Centre Vellamunda	23.00%

## 3.3 e-Health Performance - Doctor Consultation

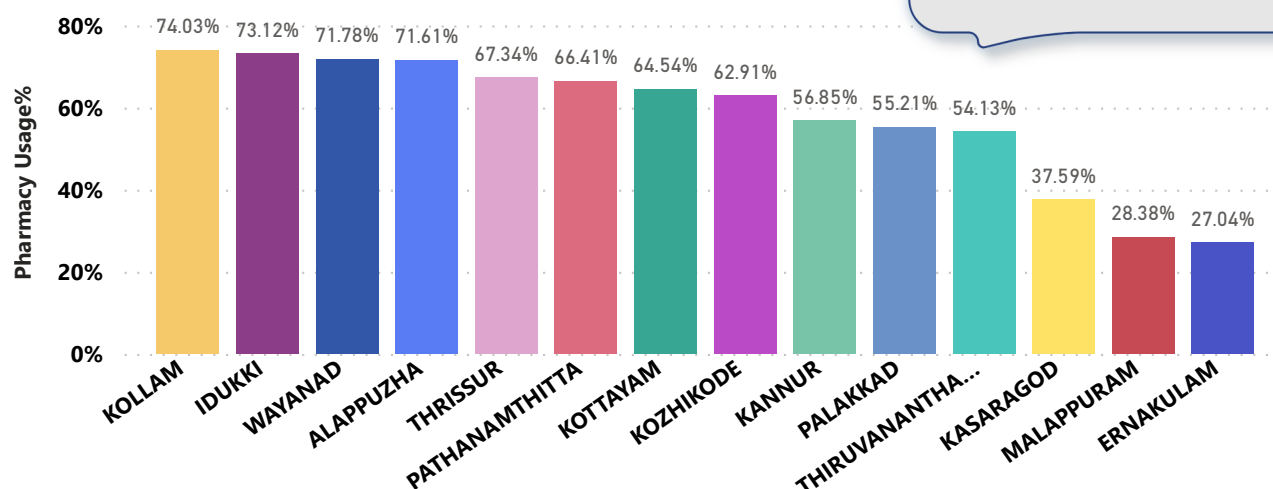


## Doctor Consultation Percentage in PHCs/FHCs/UPHCs

Hospital	Doctor Consultation %
Family Health Centre Vengapally	99.92%
Family Health Centre Poothadi	99.68%
Family Health Centre Cheeral	99.61%
Family Health Centre Edavaka	99.43%
Family Health Centre Ambalavayal	99.39%
Family Health Centre Chethalayam	98.70%
Family Health Centre Kottathara	97.65%
Family Health Centre Meppady	96.66%
Urban Primary Health Centre Kalpetta	96.24%
Family Health Centre Thondernad	96.15%
Family Health Center Noolpuzha	93.52%
Family Health Centre Appappara	92.92%
Family Health Centre Vellamunda	92.12%
Family Health Centre Pozhuthana	90.42%
Family Health Centre Padinharethara	86.20%

## 3.4 e-Health Performance - Pharmacy Usage in PHCs/FHCs/UPHCs

Pharmacy usage is calculated as (Pharmacy Prescription Count / Total Visits ) \*100



## Pharmacy Usage in PHCs/FHCs/UPHCs

Hospital	Pharmacy Usage %
Family Health Centre Vengapally	94.00%
Family Health Centre Kottathara	90.00%
Family Health Centre Poothadi	90.00%
Family Health Centre Cheeral	88.00%
Family Health Centre Chethalayam	88.00%
Urban Primary Health Centre Kalpetta	87.00%
Family Health Centre Thondernad	84.00%
Family Health Centre Meppady	83.00%
Family Health Center Noolpuzha	82.00%
Family Health Centre Vellamunda	79.00%
Family Health Centre Appappara	76.00%
Family Health Centre Padinharethara	76.00%
Family Health Centre Edavaka	74.00%
Family Health Centre Pozhuthana	66.00%
Family Health Centre Ambalavayal	16.00%

## 4. Status of Modules started in Hospitals

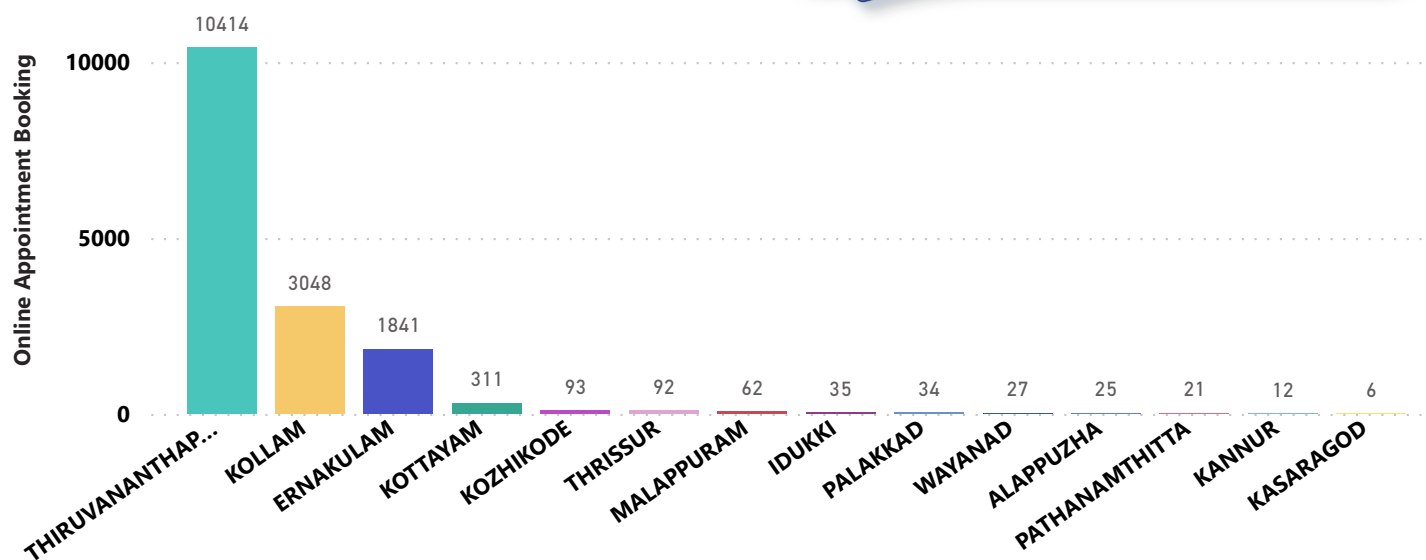
District wise status of live institutions and the count of various modules [Reception, OP Consultation, Lab, Pharmacy] started.

District Name	Live Institutions	Reception	Consultation	Lab	Pharmacy
THIRUVANANTHAPURAM	105	99 (94.3%)	94 (89.5%)	83 (79.%)	79 (75.2%)
THRISSUR	59	56 (94.9%)	54 (91.5%)	49 (83.1%)	53 (89.8%)
MALAPPURAM	49	44 (89.8%)	42 (85.7%)	20 (40.8%)	21 (42.9%)
KOZHIKODE	42	36 (85.7%)	30 (71.4%)	25 (59.5%)	25 (59.5%)
PALAKKAD	39	39 (100.%)	36 (92.3%)	32 (82.1%)	24 (61.5%)
ERNAKULAM	36	28 (77.8%)	25 (69.4%)	13 (36.1%)	19 (52.8%)
KANNUR	30	26 (86.7%)	25 (83.3%)	22 (73.3%)	22 (73.3%)
KOTTAYAM	26	21 (80.8%)	21 (80.8%)	17 (65.4%)	20 (76.9%)
KOLLAM	23	23 (100.%)	23 (100.%)	23 (100.%)	23 (100.%)
ALAPPUZHA	21	20 (95.2%)	19 (90.5%)	17 (81.%)	18 (85.7%)
KASARAGOD	20	19 (95.%)	18 (90.%)	14 (70.%)	16 (80.%)
IDUKKI	19	18 (94.7%)	17 (89.5%)	11 (57.9%)	16 (84.2%)
PATHANAMTHITTA	19	18 (94.7%)	16 (84.2%)	13 (68.4%)	13 (68.4%)
WAYANAD	16	16 (100.%)	15 (93.8%)	15 (93.8%)	15 (93.8%)
<b>Total</b>	<b>504</b>	<b>463 (91.9%)</b>	<b>435 (86.3%)</b>	<b>354 (70.2%)</b>	<b>364 (72.2%)</b>

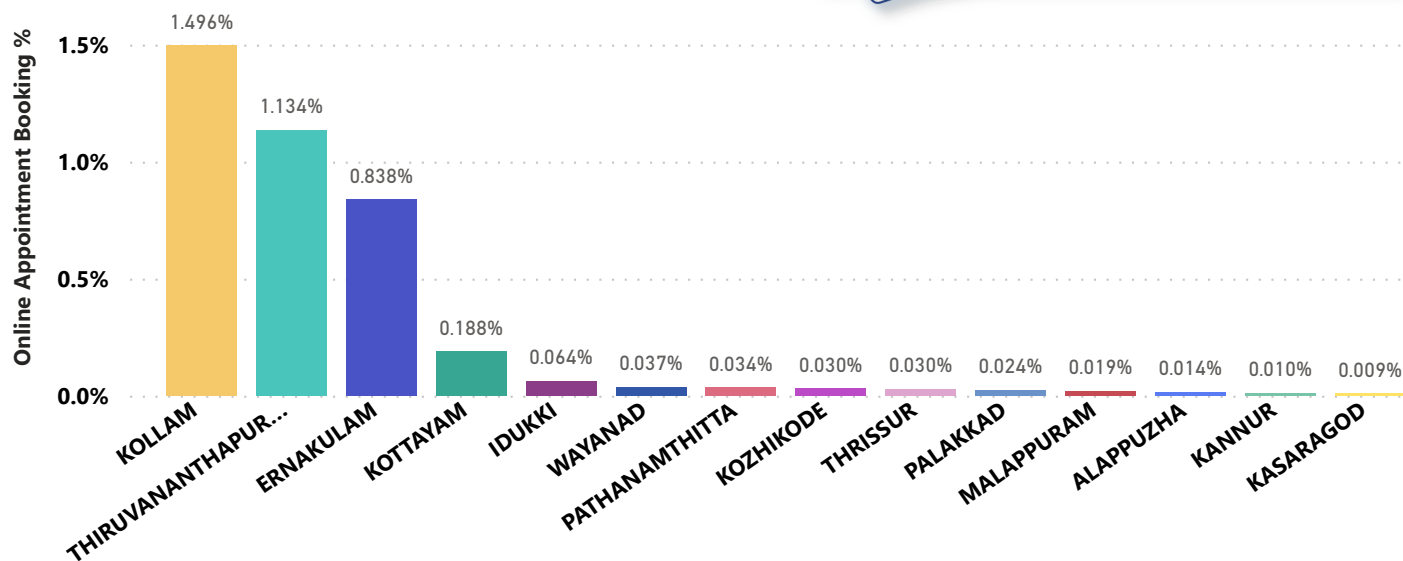


## 5. Percentage of Online Appointment Booking in Hospitals

District-wise count of Online appointments taken during the month of January '23. WYD district is at position 10 in online appointment booking.

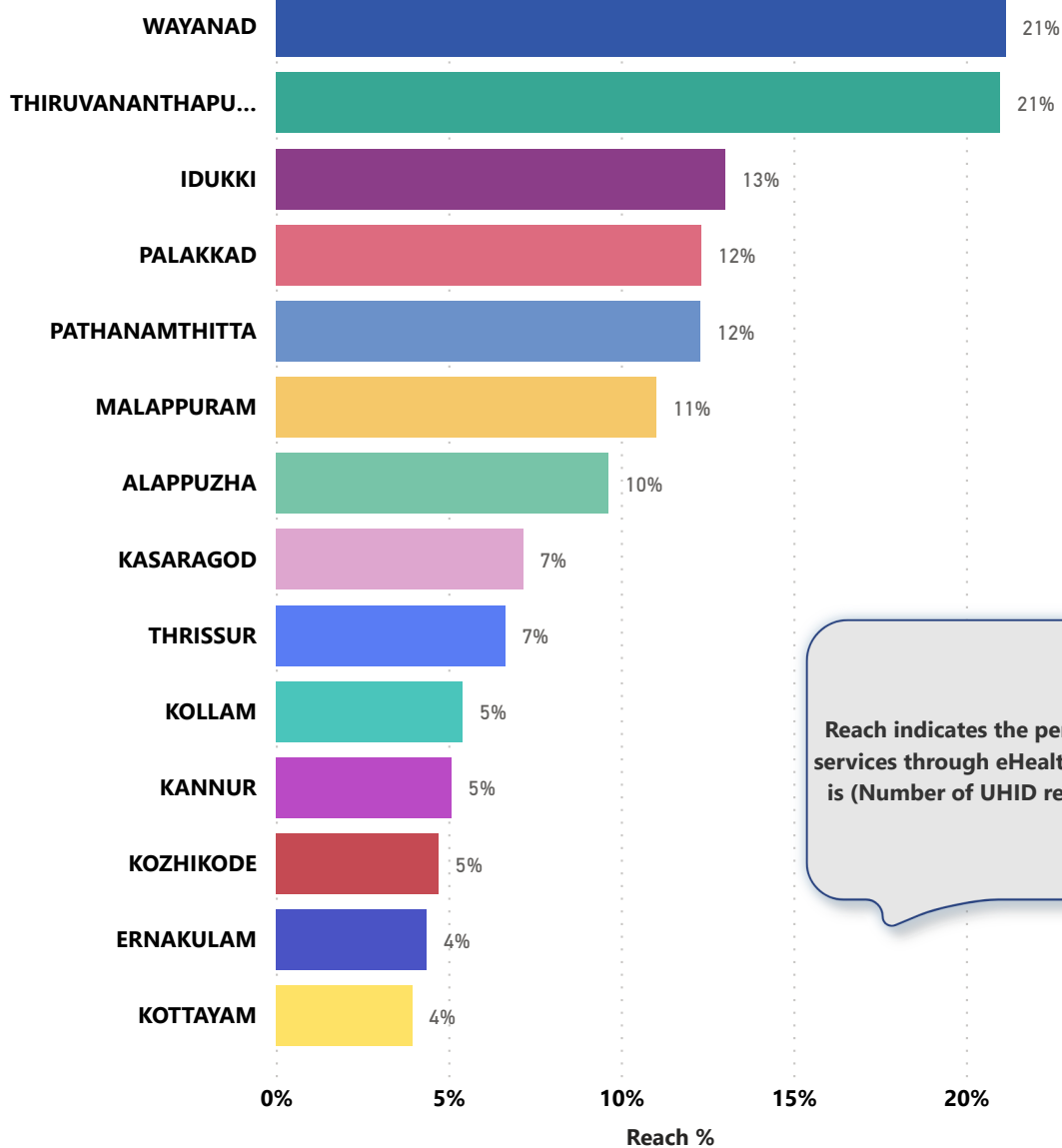


District-wise percentage of online appointment booking up on OP visits for the month of January '23. Calculation is performed as (Online Visits / OP Visits) \* 100 %.





## 6. eHealth Performance - Reach



Reach indicates the percentage of population availing services through eHealth. The formula used to calculate is  $(\text{Number of UHID registered} / \text{Population}) * 100 \%$ .

## 7. Public Health Survey Status

