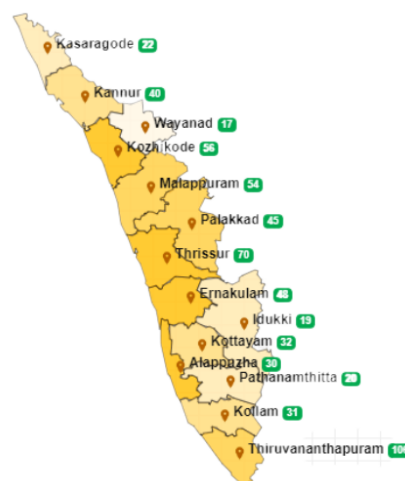


## 1. eHealth Kerala - Vital Statistics

Live Institutions	32
Medical College Hospitals	1
PHCs/FHCs	26
CHCs	0
DHs/GHs	1
PH Labs	0
Other(Inc UPHCs,Taluk Hospitals)	4



## 2. Highlights



- The Alappuzha district remains at position 5 in overall performance ranking of districts based on all institutions except Medical Colleges.
- Reception module is functional in all institutions of the district.
- The Alappuzha district remains at position 7 in UHID visits with 33%.
- The district is at position 5 in house survey completion (4.17%) and at position 8 in member survey completion (0.05%).



- The district is at position 11 in OP consultation by doctors with 61% .
- The district is at position 9 in Pharmacy Usage with nearly 52%.
- The district is at last position in Online Appointment Booking percentage with 0.01%.

3. eHealth - District Ranking Matrix Based on Performance of all Institutions (except Medical Colleges)

The ranking matrix showcase the district performance in providing eHealth services through all institutions (except Medical Colleges) based on six different parameters. These parameters include whether the reception module is started or not, UHID Visits, Doctor Consultation, Pharmacy Usage, Lab Usage and number of Live Institutions. Based on the ranking, the districts are classified into three broad categories, the best performing districts, the average performing districts and the low performing districts.

The best performing districts should strive to continue to remain in the same position, whereas the average performing as well as the low performing districts should strive to reach to the 'top four' league.

The ranking matrix for the month of July '23 is given below:

Rank	District
1	PATHANAMTHITTA, WAYANAD
2	IDUKKI
3	THRISSUR
4	KOLLAM
5	ALAPPUZHA, PALAKKAD
6	THIRUVANANTHAPURAM, KANNUR, KOTTAYAM
7	KASARAGOD, KOZHIKODE
8	ERNAKULAM
9	MALAPPURAM

- Best performing
- Average performing
- Low performing

## 3. eHealth - Institution Level Ranking (except Medical Colleges)

Hospital	Rank
Family Health Centre Panavally	1
Family Health Centre Punnapra North	1
Family Health Centre Thottappally	1
Family Health Centre Kanjikuzhy	2
Family Health Centre Palamel	2
Family Health Centre Veeyapuram	2
Family Health Centre Vettakkal	2
Urban Primary Health Centre Mullathu Valappu	2
Family Health Centre Aroor	3
Family Health Centre Cheruthana	3
Family Health Centre Purakkad	3
Family Health Centre Chettikulangara	4
Family Health Centre Perumbalam	4
Urban Primary Health Centre Cheravally	4
Family Health Centre Karthikappally	5
Family Health Centre Thamarakulam	5
Family Health Centre Kalavoor	6
Taluk Hospital Thuravoor	6
Family Health Centre Bharanikavu	7
Family Health Centre Pallithodu	7
Family Health Centre Mararikulam North	8
Family Health Centre Pallipuram	8
Family Health Centre Devikulangara	9
Family Health Centre Arattupuzha	10
Family Health Centre Cherthala South	10
Family Health Centre Ezhupunna	10
Family Health Centre Vayalar	10
Women And Children Hospital Alappuzha	10
Family Health Centre Kandallloor	11
District Hospital Mavelikara	12
Family Health Centre Nooranad	12

3.1 eHealth Performance - Reception Module

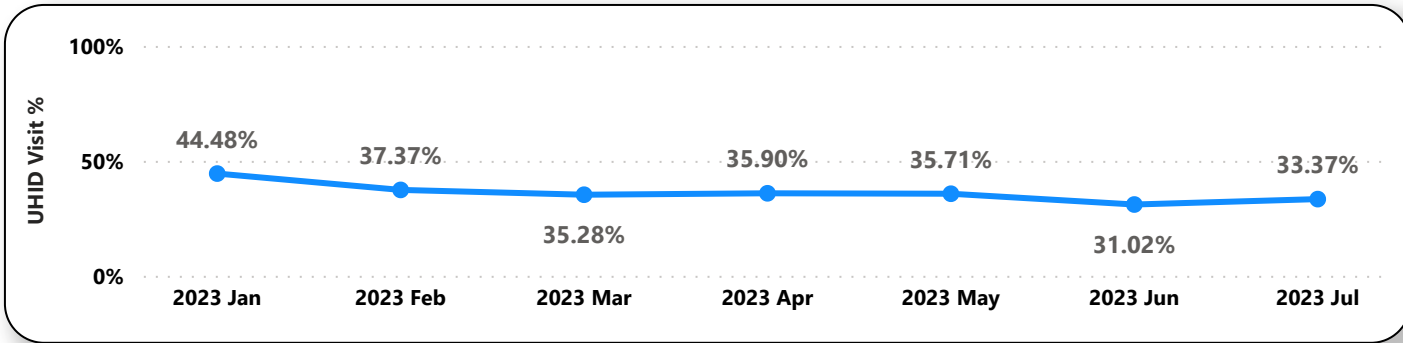
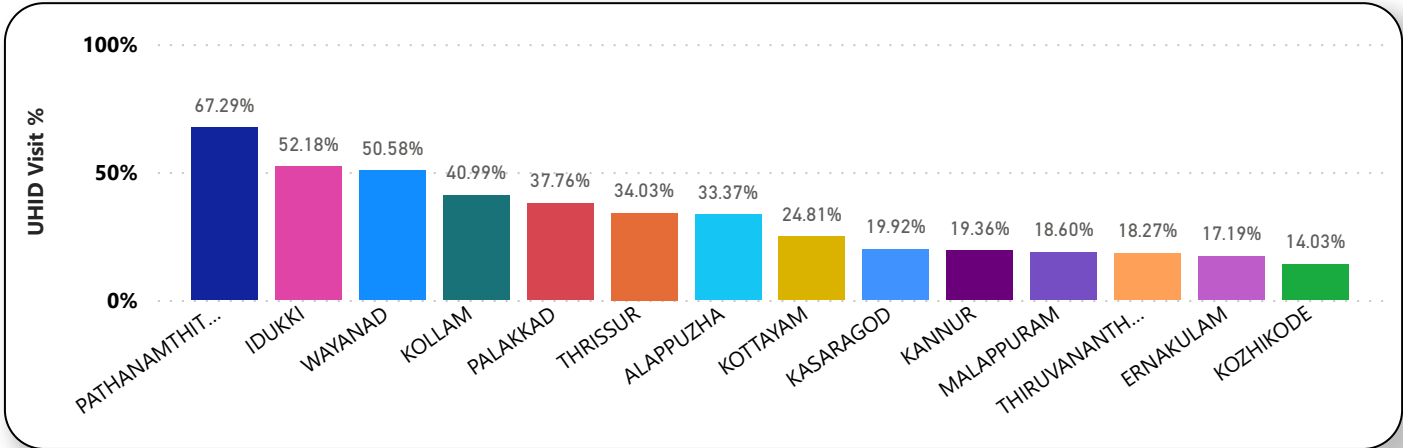
Reception Module is considered to be functional in an institution only if the number of total visits for the month is of minimum 500.

District	Institution Count	Institutions with Reception	% of institutions with Reception
ALAPPUZHA	31	31	100.00%
IDUKKI	19	19	100.00%
KOLLAM	30	30	100.00%
PALAKKAD	44	44	100.00%
PATHANAMTHITTA	19	18	94.74%
WAYANAD	16	15	93.75%
THIRUVANANTHAPURAM	102	95	93.14%
MALAPPURAM	53	47	88.68%
KANNUR	39	34	87.18%
KOTTAYAM	31	27	87.10%
KASARAGOD	23	20	86.96%
THRISSUR	69	58	84.06%
ERNAKULAM	47	38	80.85%
KOZHIKODE	54	41	75.93%



3.2 e-Health Performance - UHID Visits

UHID Visit % is calculated as (UHID Visits / Total Visit ) \*100



Institutions based on UHID Visits

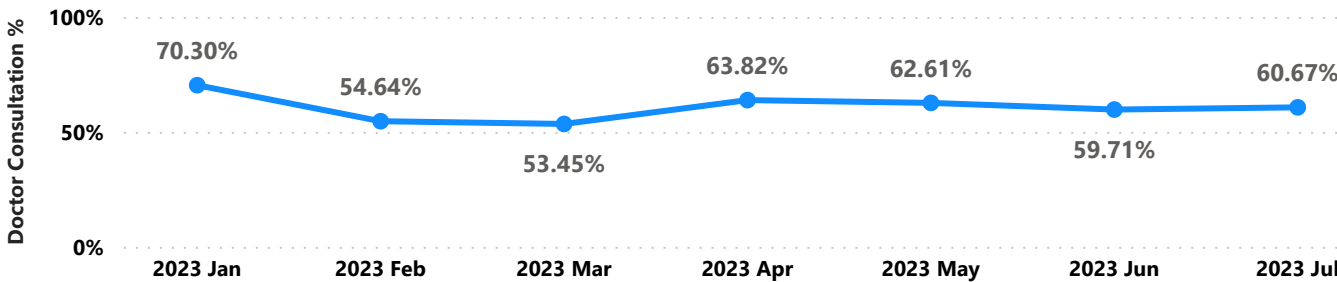
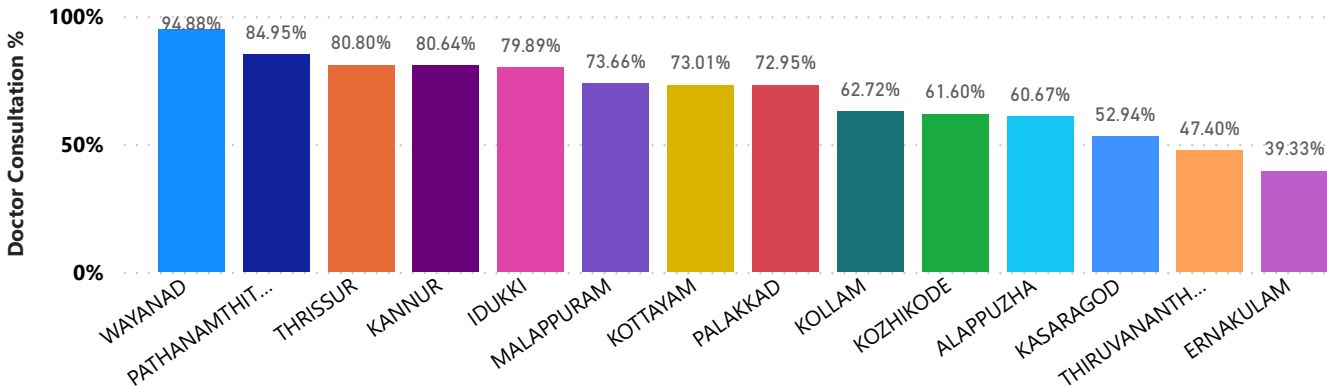
Institutions with atleast 100 UHID visits are listed here.

Hospital	UHID Visit %
Family Health Centre Vettakkal	86.67%
Family Health Centre Purakkad	86.53%
Family Health Centre Punnapra North	81.24%
Family Health Centre Perumbalam	74.26%
Family Health Centre Palamel	69.15%
Family Health Centre Cheruthana	68.00%
Family Health Centre Veeyapuram	64.98%
Family Health Centre Aroor	63.34%
Family Health Centre Thamarakulam	63.15%
Family Health Centre Thottappally	62.23%

Hospital	UHID Visit %
District Hospital Mavelikara	3.86%
Family Health Centre Nooranad	5.08%
Family Health Centre Vayalar	5.21%
Taluk Hospital Thuravoor	8.67%
Family Health Centre Pallithodu	8.73%
Family Health Centre Bharanikavu	14.64%
Family Health Centre Mararikulam North	17.64%
Women And Children Hospital Alappuzha	19.66%
Family Health Centre Ezhupunna	31.32%
Family Health Centre Cherthala South	32.14%

3.3 e-Health Performance - Doctor Consultation

Consultation % is calculated as (Doctor Consultation / OP Visits ) \*100



Doctor Consultation Percentage in all Institutions

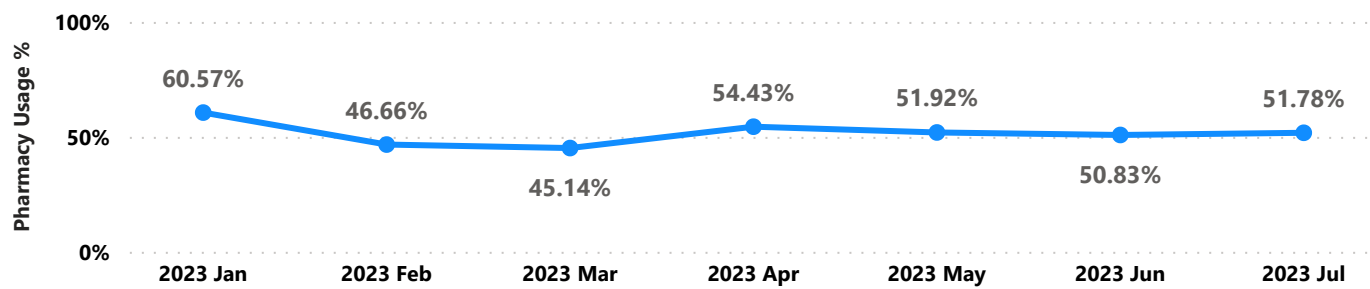
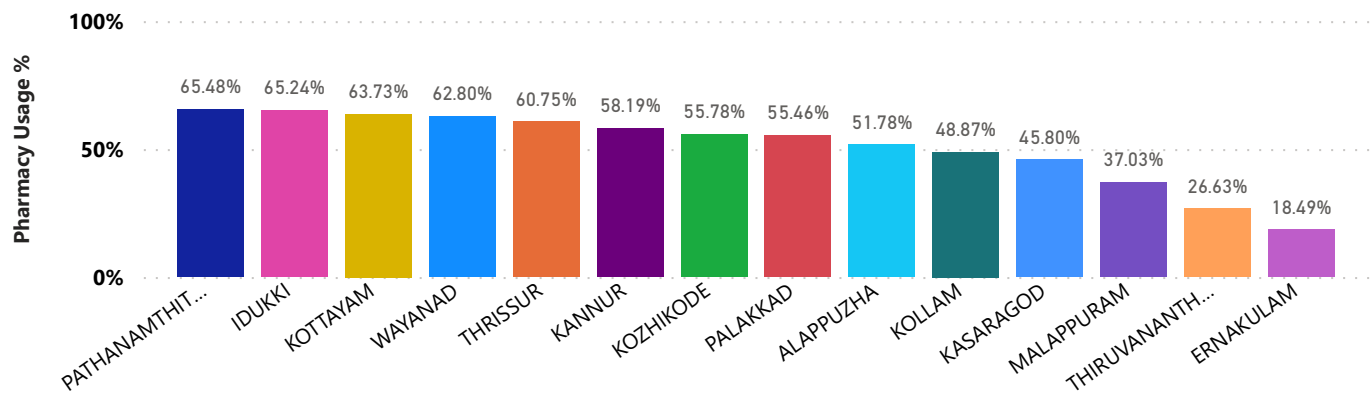
Institutions with atleast 100 UHID visits are listed here.

Hospital	Doctor Consultation %
Family Health Centre Chettikulangara	99.29%
Family Health Centre Thottappally	98.13%
Family Health Centre Punnapra North	98.12%
Family Health Centre Karthikappally	96.94%
Family Health Centre Cheruthana	96.86%
Family Health Centre Kanjikuzhy	95.71%
Family Health Centre Palamel	95.70%
Urban Primary Health Centre Cheravally	93.08%
Urban Primary Health Centre Mullathu Valappu	92.88%
Family Health Centre Panavally	90.84%

Hospital	Doctor Consultation %
District Hospital Mavelikara	4.74%
Family Health Centre Nooranad	12.95%
Family Health Centre Kandalloor	25.27%
Women And Children Hospital Alappuzha	27.48%
Family Health Centre Arattupuzha	39.40%
Family Health Centre Pallipuram	42.82%
Family Health Centre Vayalar	47.88%
Family Health Centre Cherthala South	48.97%
Family Health Centre Mararikulam North	60.55%
Family Health Centre Pallithodu	62.66%

3.4 e-Health Performance - Pharmacy Usage

Pharmacy % is calculated as (Pharmacy Prescriptions/ Total Visits ) \*100



Pharmacy Usage in all Institutions

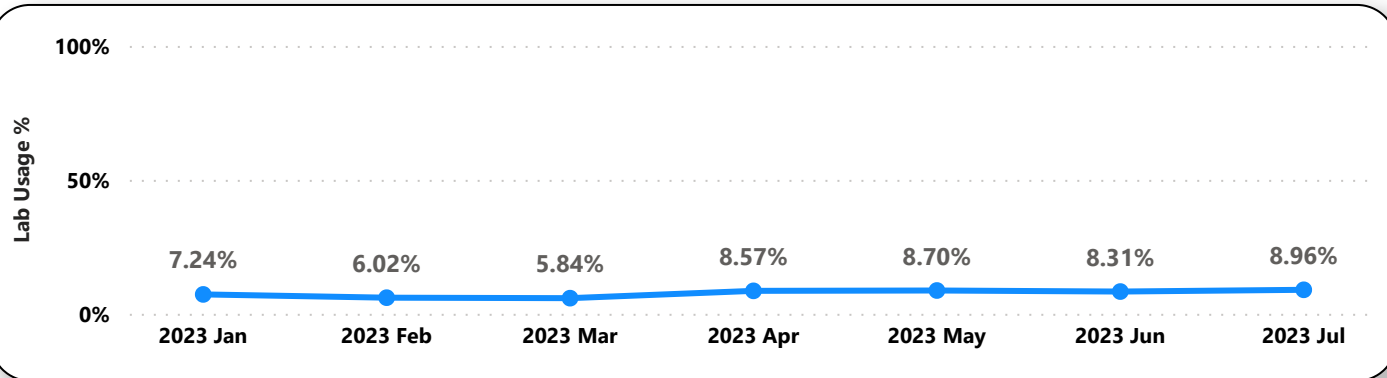
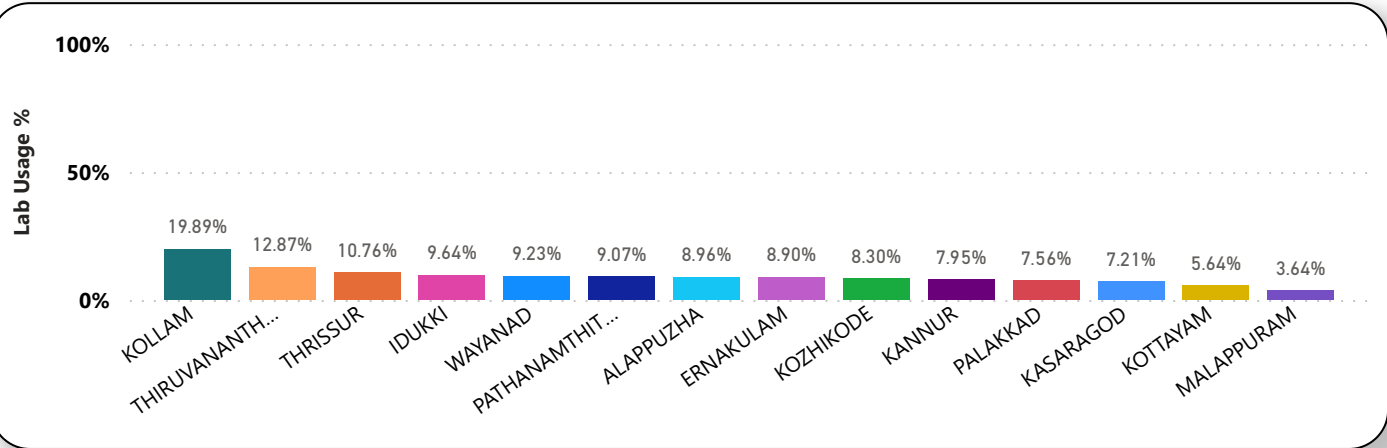
Institutions with atleast 100 UHID visits are listed here.

Hospital	Pharmacy Usage %
Family Health Centre Cheruthana	94.67%
Family Health Centre Punnapra North	93.21%
Family Health Centre Thottappally	91.43%
Family Health Centre Chettikulangara	87.52%
Family Health Centre Kanjikuzhy	86.53%
Family Health Centre Veeyapuram	85.94%
Urban Primary Health Centre Mullathu Valappu	85.12%
Family Health Centre Vettakkal	83.03%
Family Health Centre Panavally	81.99%
Urban Primary Health Centre Cheravally	79.25%

Hospital	Pharmacy Usage %
District Hospital Mavelikara	3.80%
Family Health Centre Nooranad	11.43%
Women And Children Hospital Alappuzha	13.49%
Family Health Centre Kandalloor	24.90%
Family Health Centre Vayalar	34.66%
Family Health Centre Arattupuzha	37.90%
Family Health Centre Pallipuram	39.64%
Family Health Centre Cherthala South	47.29%
Family Health Centre Karthikappally	50.24%
Family Health Centre Mararikulam North	58.02%

3.5 e-Health Performance - Lab Usage

Lab % is calculated as (Lab Prescriptions/ Total Visits ) \*100



Lab Usage in all Institutions

Institutions with atleast 100 UHID visits are listed here.

Hospital	Lab Usage %
Family Health Centre Panavally	27.14%
Family Health Centre Bharanikavu	22.05%
Urban Primary Health Centre Mullathu Valappu	21.92%
Family Health Centre Purakkad	20.95%
Urban Primary Health Centre Cheravally	19.50%
Family Health Centre Perumbalam	15.75%
Taluk Hospital Thuravoor	14.80%
Family Health Centre Thottappally	12.15%
Family Health Centre Palamel	11.43%
Family Health Centre Vayalar	11.17%

Hospital	Lab Usage %
Family Health Centre Nooranad	1.67%
Family Health Centre Kandalloor	2.14%
District Hospital Mavelikara	2.74%
Family Health Centre Ezhupunna	2.85%
Family Health Centre Kalavoor	3.02%
Family Health Centre Chettikulangara	3.14%
Family Health Centre Cheruthana	3.83%
Family Health Centre Thamarakulam	4.29%
Family Health Centre Arattupuzha	4.57%
Family Health Centre Cherthala South	4.57%
Family Health Centre Karthikappally	5.21%



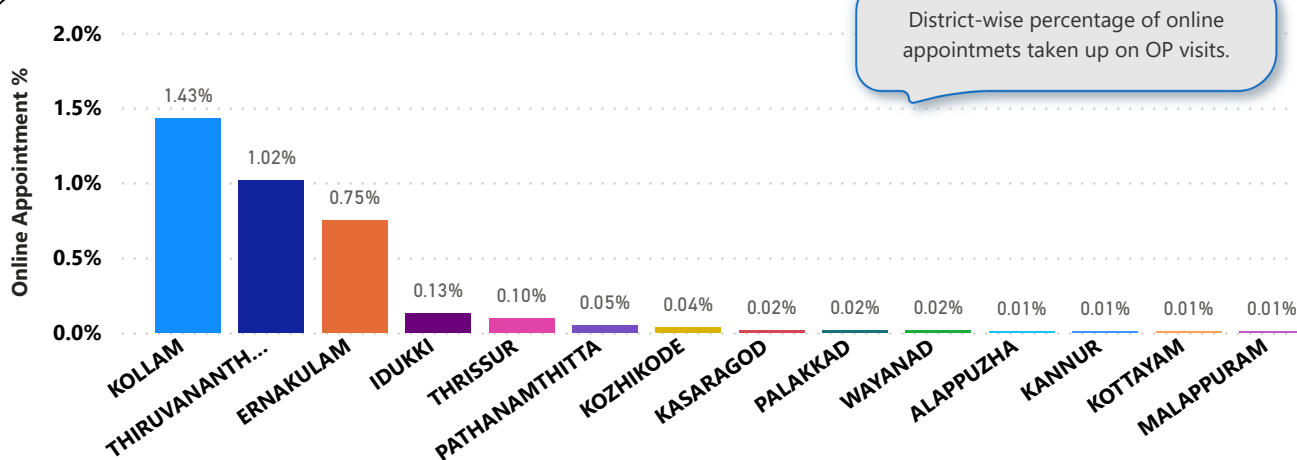
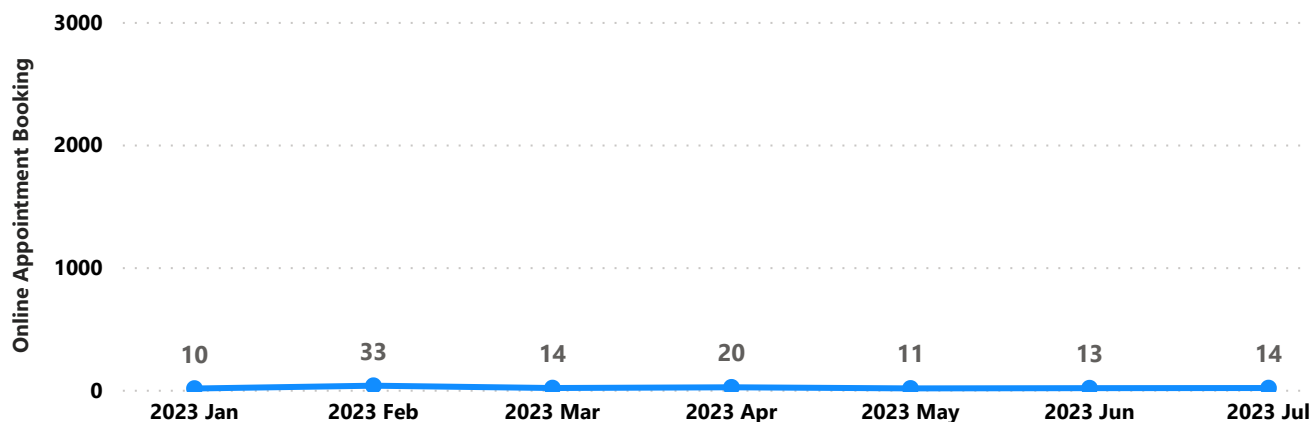
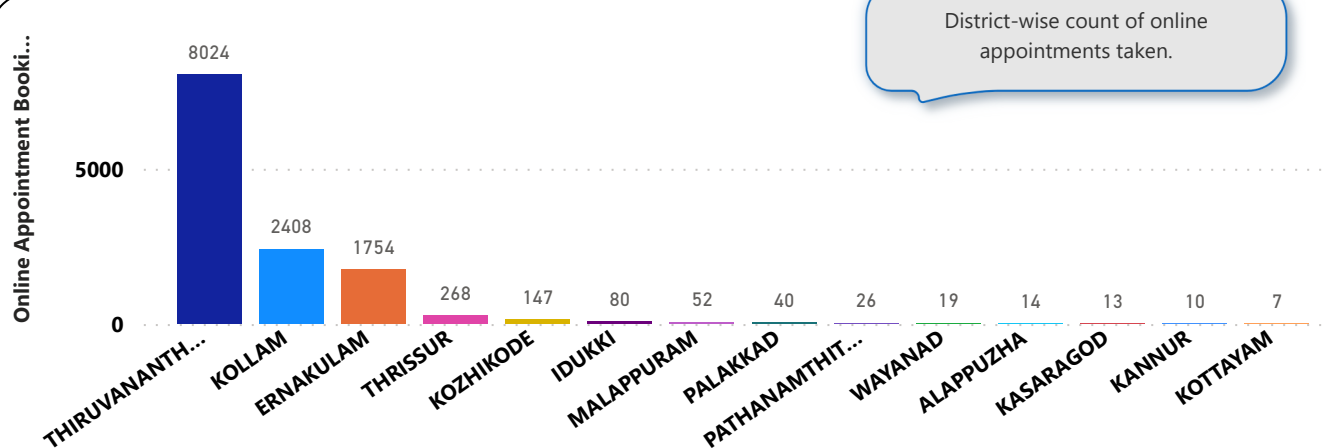
4. Status of Modules Usage in Hospitals

District wise status of live institutions and the count of various modules [Reception, OP Consultation, Lab, Pharmacy] started / functional.

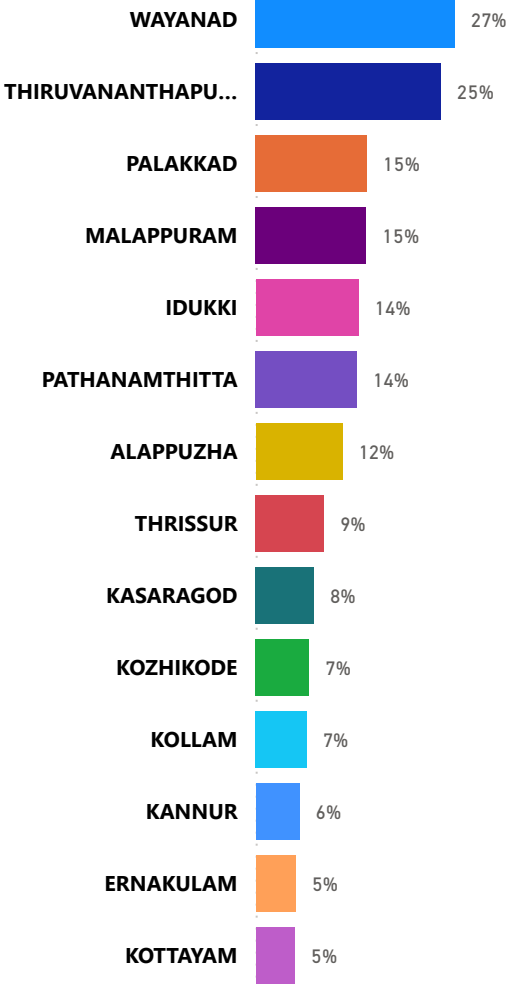
District Name	Live Institutions	Reception	Consultation	Lab	Pharmacy
THIRUVANANTHAPURAM	106	99 (93.4%)	94 (88.7%)	80 (75.5%)	74 (69.8%)
THRISSUR	70	59 (84.3%)	57 (81.4%)	52 (74.3%)	53 (75.7%)
KOZHIKODE	56	43 (76.8%)	38 (67.9%)	38 (67.9%)	36 (64.3%)
MALAPPURAM	54	48 (88.9%)	47 (87.%)	31 (57.4%)	36 (66.7%)
ERNAKULAM	48	38 (79.2%)	33 (68.8%)	20 (41.7%)	17 (35.4%)
PALAKKAD	45	45 (100.%)	38 (84.4%)	34 (75.6%)	30 (66.7%)
KANNUR	40	35 (87.5%)	31 (77.5%)	27 (67.5%)	26 (65.%)
ALAPPUZHA	32	32 (100.%)	32 (100.%)	30 (93.8%)	30 (93.8%)
KOTTAYAM	32	28 (87.5%)	25 (78.1%)	20 (62.5%)	25 (78.1%)
KOLLAM	31	31 (100.%)	31 (100.%)	29 (93.5%)	29 (93.5%)
KASARAGOD	23	20 (87.%)	17 (73.9%)	12 (52.2%)	17 (73.9%)
PATHANAMTHITTA	20	19 (95.%)	16 (80.%)	11 (55.%)	13 (65.%)
IDUKKI	19	19 (100.%)	18 (94.7%)	16 (84.2%)	18 (94.7%)
WAYANAD	17	15 (88.2%)	15 (88.2%)	14 (82.4%)	15 (88.2%)
Total	593	531 (89.5%)	492 (83.%)	414 (69.8%)	419 (70.7%)



## 5. Online Appointment Booking in Hospitals (except Medical Colleges)



6. eHealth Performance - Reach



Reach indicates the percentage of population availing services through eHealth. The formula used to calculate is (Number of UHID registered / Population) \* 100 %.

7. Public Health Survey Status

