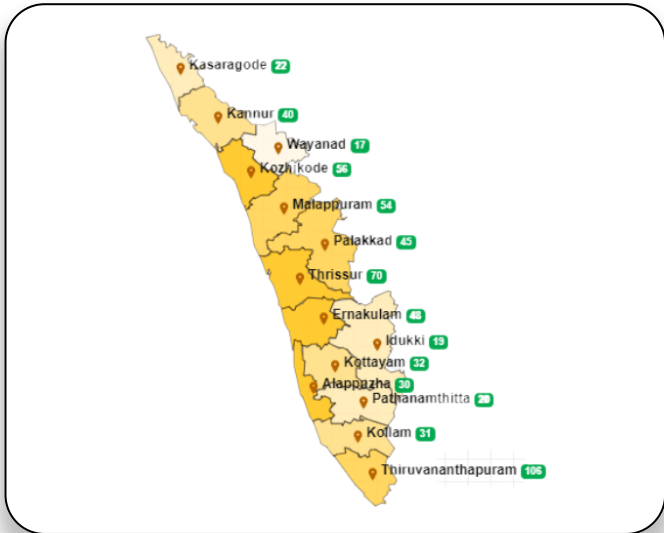


1. eHealth Kerala - Vital Statistics

Live Institutions	48
Medical College Hospitals	1
PHCs/FHCs	36
CHCs	0
DHs/GHs	1
PH Labs	0
Other(Inc UPHCs,Taluk Hospitals)	10



2. Highlights



- Reception module started in 38 out of 47 institutions of the district.
- The district is at 3rd position in Online Appointment Booking percentage calculated upon OP Visits.



- The district is at last position in overall ranking based on district performance in providing eHealth services through all institutions except Medical Colleges.
- The district remains at position 13 in UHID Visits with the value of nearly 17.19%.
- The district remains at last position in Doctor Consultation with 39.33%.
- Ernakulam district is at last position in Pharmacy Usage with 18.49%.
- The district is at position 8 in house survey completion (2.19%) and at position 12 in member survey completion (0.01%).

3. eHealth - District Ranking Matrix Based on Performance of all Institutions (except Medical Colleges)

The ranking matrix showcase the district performance in providing eHealth services through all institutions (except Medical Colleges) based on six different parameters. These parameters include whether the reception module is started or not, UHID Visits, Doctor Consultation, Pharmacy Usage, Lab Usage and number of Live Institutions. Based on the ranking, the districts are classified into three broad categories, the best performing districts, the average performing districts and the low performing districts.

The best performing districts should strive to continue to remain in the same position, whereas the average performing as well as the low performing districts should strive to reach to the 'top four' league.

The ranking matrix for the month of July '23 is given below:

Rank	District
1	PATHANAMTHITTA, WAYANAD
2	IDUKKI
3	THRISSUR
4	KOLLAM
5	ALAPPUZHA, PALAKKAD
6	THIRUVANANTHAPURAM, KANNUR, KOTTAYAM
7	KASARAGOD, KOZHIKODE
8	ERNAKULAM
9	MALAPPURAM

- Best performing
- Average performing
- Low performing

## 3. eHealth - Institution Level Ranking (except Medical Colleges)

Hospital	Rank
Family Health Centre Eroor	1
Family Health Centre Munambam	1
Fhc Kadavoor	2
Urban Primary Health Centre Moolamkuzhy	2
Family Health Centre Mulavukad	3
Family Health Centre Karumallor	4
Family Health Centre Kottappady	4
Family Health Centre Maneed	4
Urban Primary Health Centre Thrikkakara	4
Family Health Centre Manjalloor	5
Family Health Centre Parakadavu	5
Family Health Centre Thuravoor	6
Urban Primary Health Centre Kalamassery	6
Urban Primary Health Centre Tripunithura	6
Family Health Centre Mazhuvannoor	7
Family Health Centre Neriymangalam	7
Family Health Centre Palakuzha	7
Family Health Centre Punnekkad	7
Family Health Centre Vazhakulam	7
Family Health Centre Chittattukara	8
Family Health Centre Okkal	8
Family Health Centre Thiruvaniyoor	8
General Hospital Ernakulam	8
Family Health Centre Cheruvattoor	9
Family Health Centre Chowara	9
Family Health Centre Thirumarady	9

Hospital	Rank
District Hospital Aluva	12
Taluk Headquarters Hospital Kothamangalam	12
Family Health Centre Alangad	11
Family Health Centre Ayyampuzha	11
Family Health Centre Edavanakkad	11
Family Health Centre Kodanadu	11
Family Health Centre Kuttampuzha	11
Family Health Centre Manjapra	11
Family Health Centre Thiruvankulam	11
Taluk Headquarters Hospital Thripunithura	11
Urban Primary Health Centre Edakochi	11
Family Health Centre Gothuruth	10
Family Health Centre Koonammavu	10
Family Health Centre Rayamangalam	10
Family Health Centre Cheruvattoor	9
Family Health Centre Chowara	9
Family Health Centre Thirumarady	9
Family Health Centre Chittattukara	8
Family Health Centre Okkal	8
Family Health Centre Thiruvaniyoor	8
General Hospital Ernakulam	8
Family Health Centre Mazhuvannoor	7
Family Health Centre Neriymangalam	7
Family Health Centre Palakuzha	7
Family Health Centre Punnekkad	7
Family Health Centre Vazhakulam	7
Family Health Centre Thuravoor	6

3.1 eHealth Performance - Reception Module

Reception Module is considered to be functional in an institution only if the number of total visits for the month is of minimum 500.

District	Institution Count	Institutions with Reception	% of institutions with Reception
ALAPPUZHA	31	31	100.00%
IDUKKI	19	19	100.00%
KOLLAM	30	30	100.00%
PALAKKAD	44	44	100.00%
PATHANAMTHITTA	19	18	94.74%
WAYANAD	16	15	93.75%
THIRUVANANTHAPURAM	102	95	93.14%
MALAPPURAM	53	47	88.68%
KANNUR	39	34	87.18%
KOTTAYAM	31	27	87.10%
KASARAGOD	23	20	86.96%
THRISSUR	69	58	84.06%
ERNAKULAM	47	38	80.85%
KOZHIKODE	54	41	75.93%

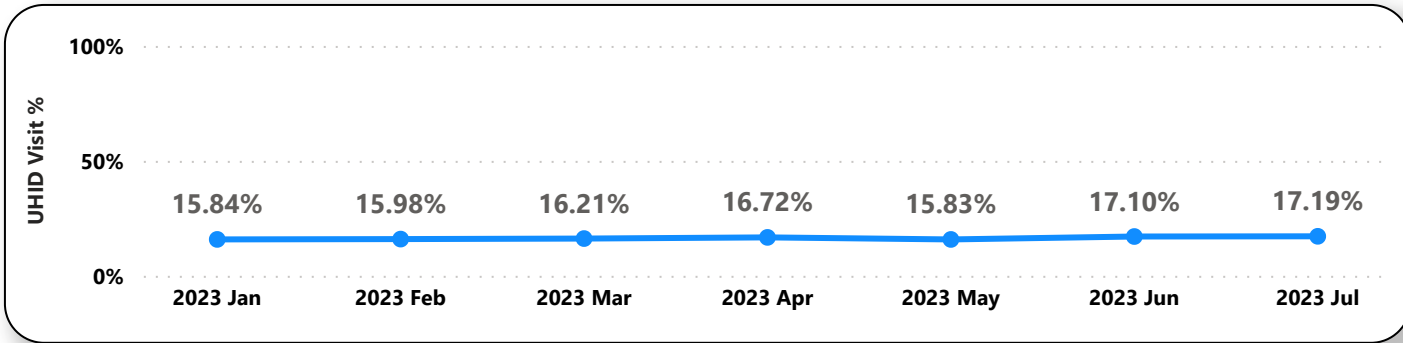
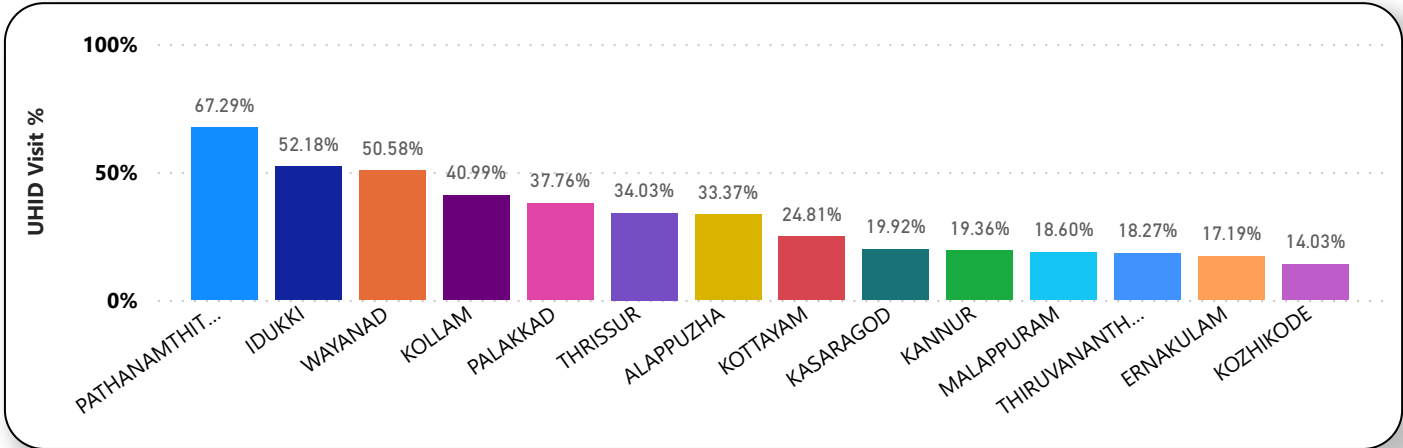
Hospital Name
URBAN PRIMARY HEALTH CENTRE THAMMANAM
TALUK HOSPITAL PALLURUTHY
TALUK HEADQUARTERS HOSPITAL KOTHAMANGALAM
FAMILY HEALTH CENTRE PAIPRA
FAMILY HEALTH CENTRE NAYARAMBALM
FAMILY HEALTH CENTRE EDAPPALLY
FAMILY HEALTH CENTRE CHERANELLOORE
FAMILY HEALTH CENTRE CHELLANAM
COCHIN CANCER RESEARCH CENTER

Institutions where the reception module is either not started or not using



3.2 e-Health Performance - UHID Visits

UHID Visit % is calculated as (UHID Visits / Total Visit ) \*100



Institutions based on UHID Visits

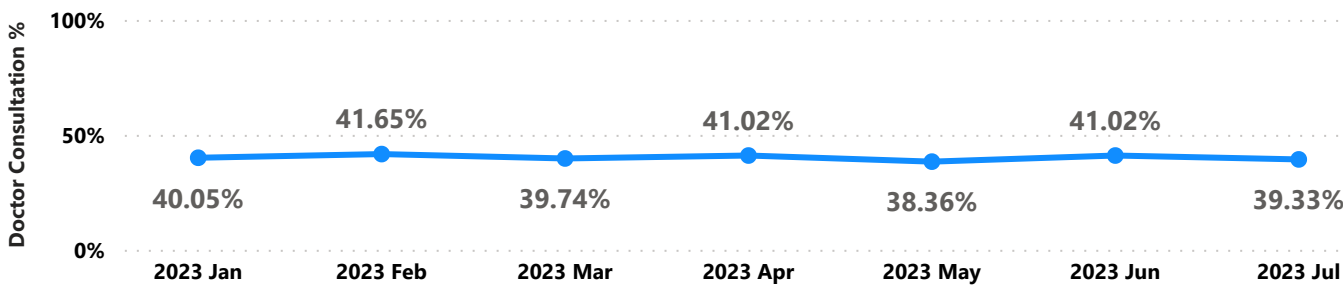
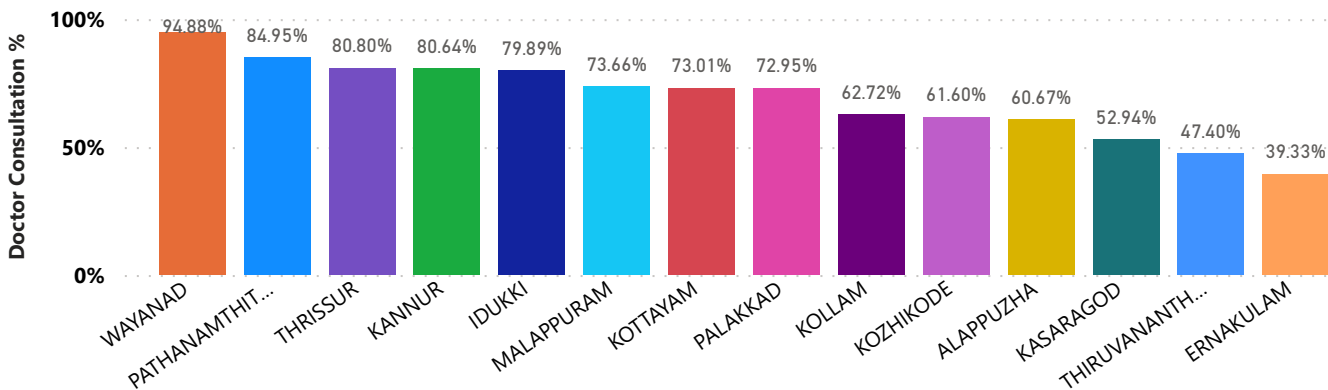
Institutions with atleast 100 UHID visits are listed here.

Hospital	UHID Visit %
Family Health Centre Munambam	88.66%
Family Health Centre Eroor	64.71%
Fhc Kadavoor	61.79%
Family Health Centre Palakuzha	53.66%
Family Health Centre Maneed	52.80%
Family Health Centre Thirumarady	49.96%
Family Health Centre Punnekkad	48.47%
Family Health Centre Neriyanangalam	36.04%
Urban Primary Health Centre Kalamassery	35.25%
Family Health Centre Thuravoor	33.21%

Hospital	UHID Visit %
Family Health Centre Koonammavu	3.39%
Family Health Centre Kodanadu	3.53%
Family Health Centre Mulavukad	5.93%
Urban Primary Health Centre Thrikkakara	7.02%
Family Health Centre Edavanakkad	7.41%
Family Health Centre Manjapra	9.21%
Family Health Centre Rayamangalam	11.50%
General Hospital Ernakulam	12.35%
Family Health Centre Vazhakulam	14.10%
Family Health Centre Manjalloor	14.11%

3.3 e-Health Performance - Doctor Consultation

Consultation % is calculated as (Doctor Consultation / OP Visits ) \*100



Doctor Consultation Percentage in all Institutions

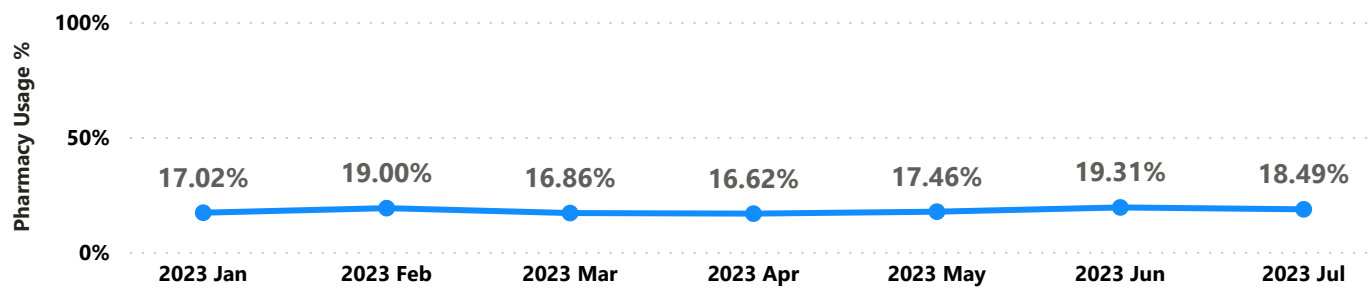
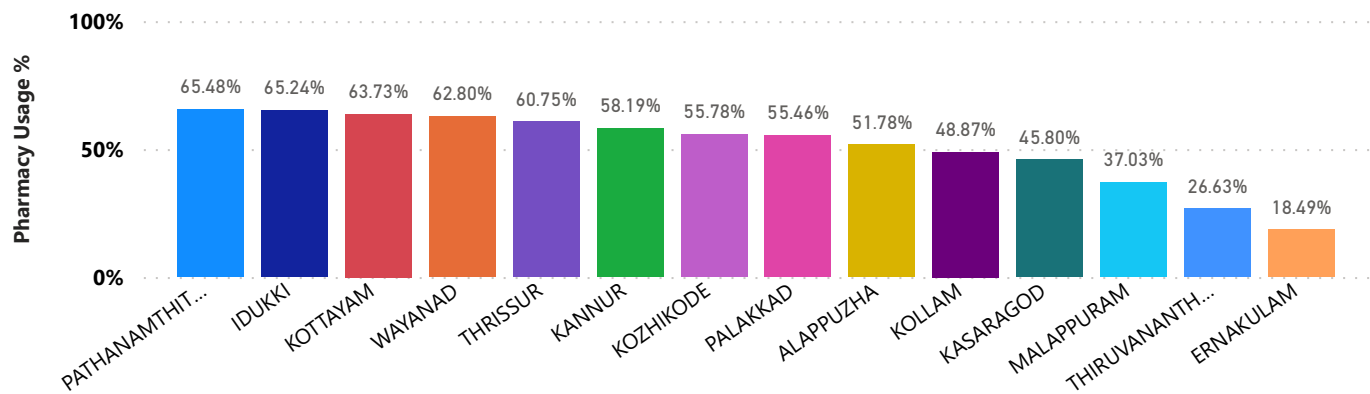
Institutions with atleast 100 UHID visits are listed here.

Hospital	Doctor Consultation %
Family Health Centre Eroor	98.71%
Family Health Centre Manjalloor	96.42%
Family Health Centre Mulavukad	96.26%
Family Health Centre Munambam	94.75%
Fhc Kadavoor	94.42%
Urban Primary Health Centre Moolamkuzhy	94.21%
Urban Primary Health Centre Kalamassery	93.25%
Family Health Centre Parakadavu	90.90%
Family Health Centre Mazhuvannoor	87.06%
Urban Primary Health Centre Thrikkakara	82.23%

Hospital	Doctor Consultation %
General Hospital Ernakulam	6.79%
Family Health Centre Manjapra	14.73%
Family Health Centre Thiruvaniyoor	29.53%
Family Health Centre Kodanadu	33.82%
Family Health Centre Neriyaamangalam	33.90%
Family Health Centre Rayamangalam	37.93%
Family Health Centre Punnekkad	56.03%
Family Health Centre Koonammavu	57.67%
Family Health Centre Chittattukara	58.88%
Family Health Centre Maneed	60.05%

3.4 e-Health Performance - Pharmacy Usage

Pharmacy % is calculated as (Pharmacy Prescriptions/ Total Visits ) \*100



Pharmacy Usage in all Institutions

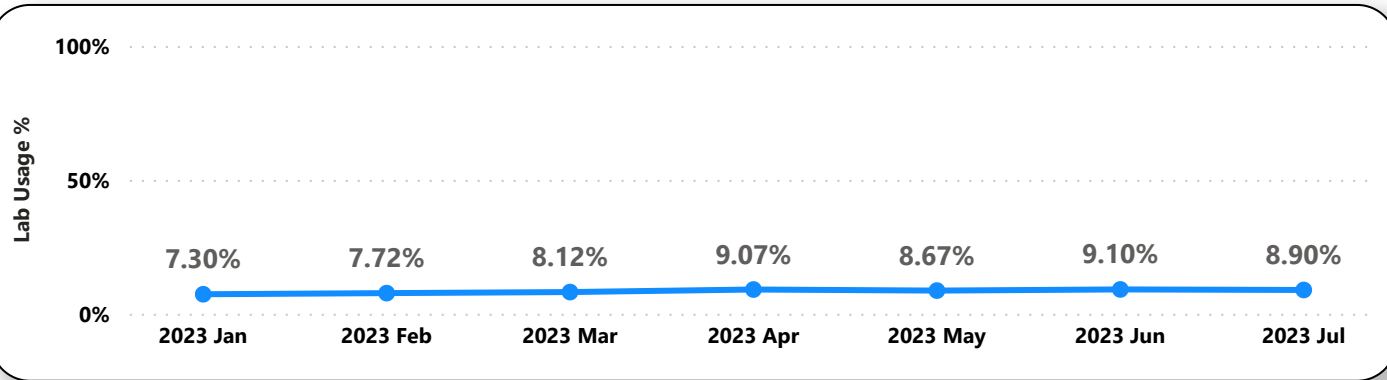
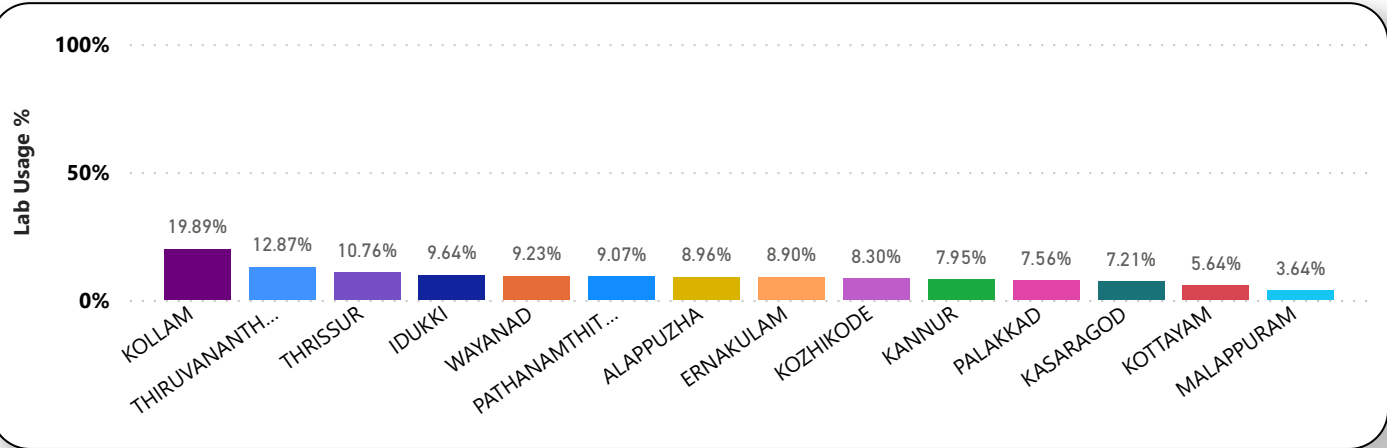
Institutions with atleast 100 UHID visits are listed here.

Hospital	Pharmacy Usage %
Fhc Kadavoor	92.07%
Family Health Centre Mulavukad	91.97%
Family Health Centre Munambam	87.39%
Urban Primary Health Centre Moolamkuzhy	82.33%
Family Health Centre Eroor	81.83%
Family Health Centre Kottappady	73.19%
Urban Primary Health Centre Thrikkakara	69.51%
Family Health Centre Vazhakulam	62.14%
Family Health Centre Mazhuvannoor	55.00%
Family Health Centre Maneed	53.82%

Hospital	Pharmacy Usage %
Family Health Centre Kodanadu	0.03%
Family Health Centre Koonammavu	0.17%
Family Health Centre Chittattukara	0.20%
Family Health Centre Punnekkad	0.32%
Family Health Centre Manjapra	0.35%
General Hospital Ernakulam	1.45%
Family Health Centre Palakuzha	1.56%
Family Health Centre Parakadavu	9.10%
Family Health Centre Thiruvaniyoor	9.61%
Family Health Centre Neriyaamangalam	13.35%

3.5 e-Health Performance - Lab Usage

Lab % is calculated as (Lab Prescriptions/ Total Visits ) \*100



Lab Usage in all Institutions

Institutions with atleast 100 UHID visits are listed here.

Hospital	Lab Usage %
Urban Primary Health Centre Thrikkakara	24.58%
Family Health Centre Maneed	21.20%
Family Health Centre Munambam	16.37%
Family Health Centre Mulavukad	15.76%
General Hospital Ernakulam	14.81%
Family Health Centre Kottappady	14.64%
Urban Primary Health Centre Moolamkuzhy	11.78%
Family Health Centre Manjalloor	11.24%
Family Health Centre Thiruvaniyoor	10.34%
Family Health Centre Parakadavu	10.14%
Family Health Centre Eroor	9.28%

Hospital	Lab Usage %
Family Health Centre Palakuzha	0.21%
Family Health Centre Cheruvattoor	0.22%
Urban Primary Health Centre Kalamassery	0.22%
Family Health Centre Kodanadu	0.43%
Family Health Centre Manjapra	0.96%
Family Health Centre Vazhakulam	2.17%
Family Health Centre Mazhuvannoor	2.59%
Family Health Centre Rayamangalam	3.13%
Family Health Centre Punnekkad	3.36%
Fhc Kadavoor	3.61%
Family Health Centre Chittattukara	3.67%



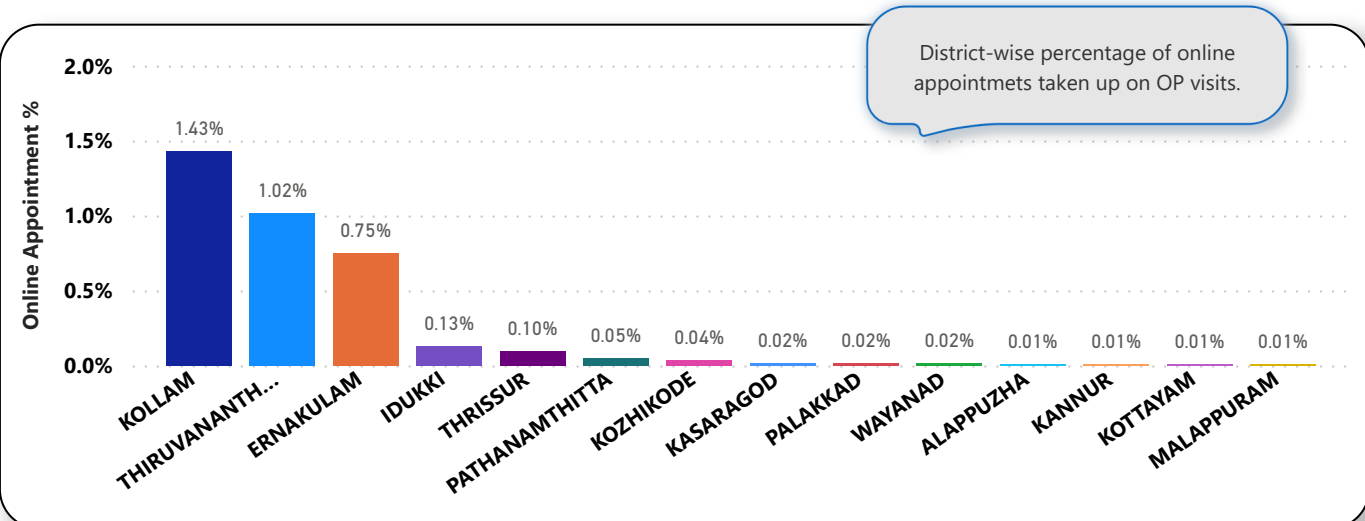
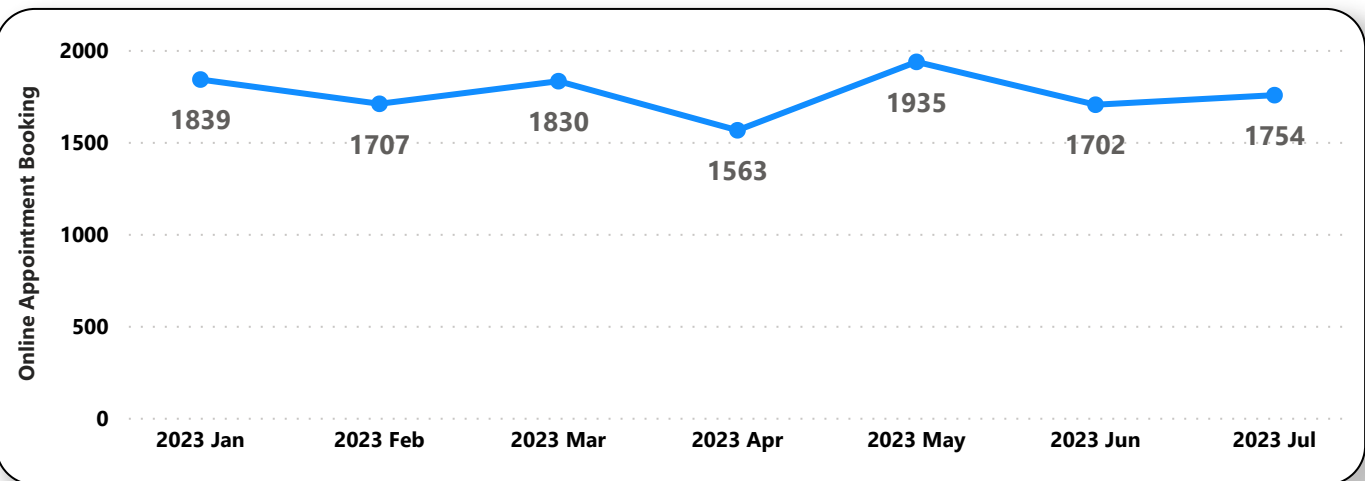
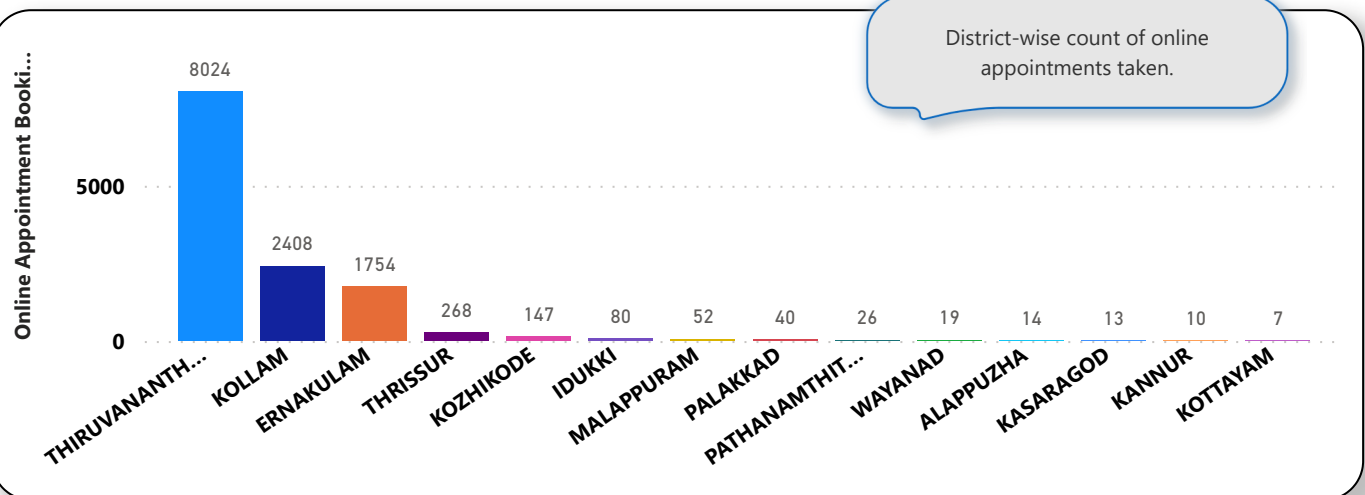
4. Status of Modules Usage in Hospitals

District wise status of live institutions and the count of various modules [Reception, OP Consultation, Lab, Pharmacy] started / functional.

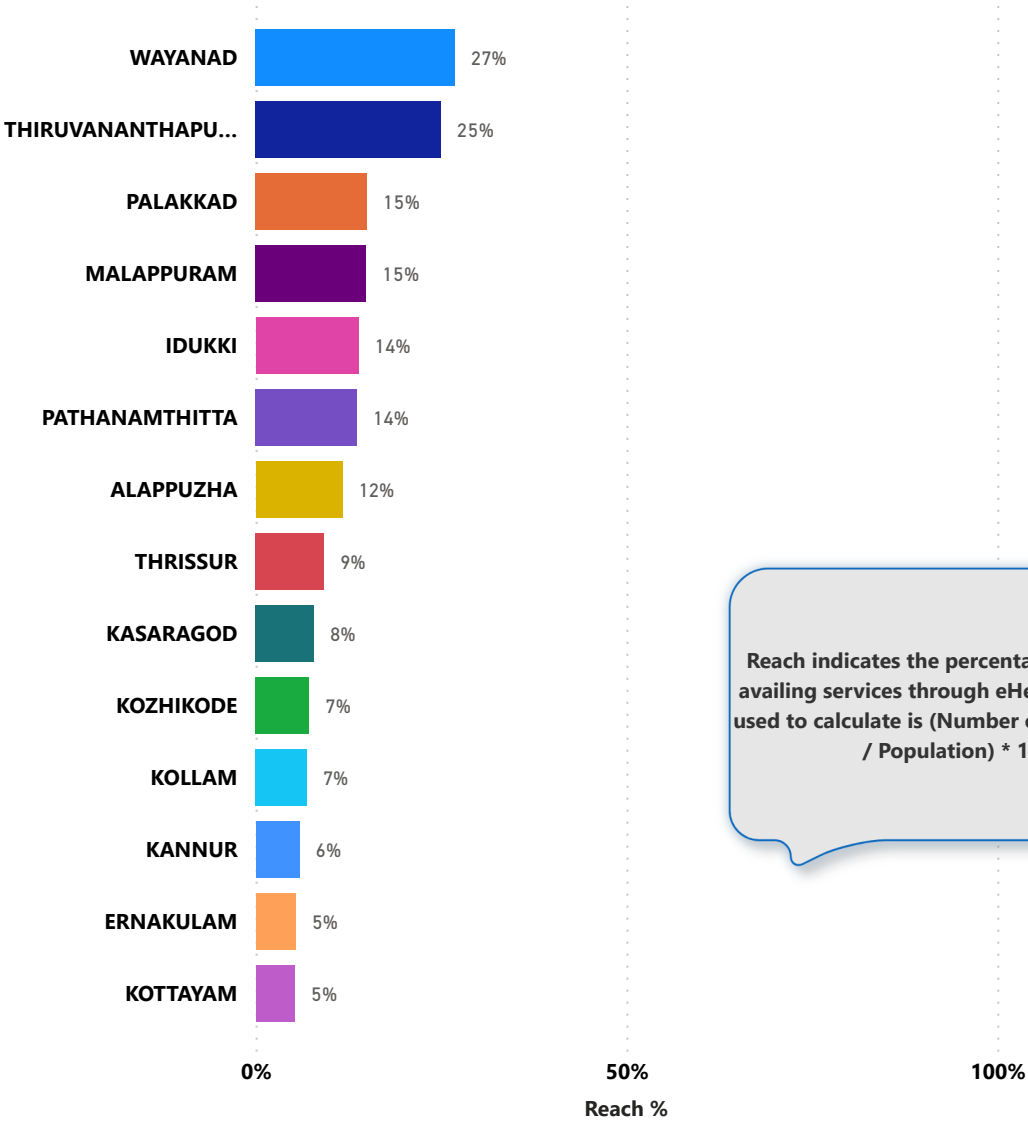
District Name	Live Institutions	Reception	Consultation	Lab	Pharmacy
THIRUVANANTHAPURAM	106	99 (93.4%)	94 (88.7%)	80 (75.5%)	74 (69.8%)
THRISSUR	70	59 (84.3%)	57 (81.4%)	52 (74.3%)	53 (75.7%)
KOZHIKODE	56	43 (76.8%)	38 (67.9%)	38 (67.9%)	36 (64.3%)
MALAPPURAM	54	48 (88.9%)	47 (87.%)	31 (57.4%)	36 (66.7%)
ERNAKULAM	48	38 (79.2%)	33 (68.8%)	20 (41.7%)	17 (35.4%)
PALAKKAD	45	45 (100.%)	38 (84.4%)	34 (75.6%)	30 (66.7%)
KANNUR	40	35 (87.5%)	31 (77.5%)	27 (67.5%)	26 (65.%)
ALAPPUZHA	32	32 (100.%)	32 (100.%)	30 (93.8%)	30 (93.8%)
KOTTAYAM	32	28 (87.5%)	25 (78.1%)	20 (62.5%)	25 (78.1%)
KOLLAM	31	31 (100.%)	31 (100.%)	29 (93.5%)	29 (93.5%)
KASARAGOD	23	20 (87.%)	17 (73.9%)	12 (52.2%)	17 (73.9%)
PATHANAMTHITTA	20	19 (95.%)	16 (80.%)	11 (55.%)	13 (65.%)
IDUKKI	19	19 (100.%)	18 (94.7%)	16 (84.2%)	18 (94.7%)
WAYANAD	17	15 (88.2%)	15 (88.2%)	14 (82.4%)	15 (88.2%)
Total	593	531 (89.5%)	492 (83.%)	414 (69.8%)	419 (70.7%)



## 5. Online Appointment Booking in Hospitals (except Medical Colleges)



6. eHealth Performance - Reach



Reach indicates the percentage of population availing services through eHealth. The formula used to calculate is (Number of UHID registered / Population) \* 100 %.

7. Public Health Survey Status

