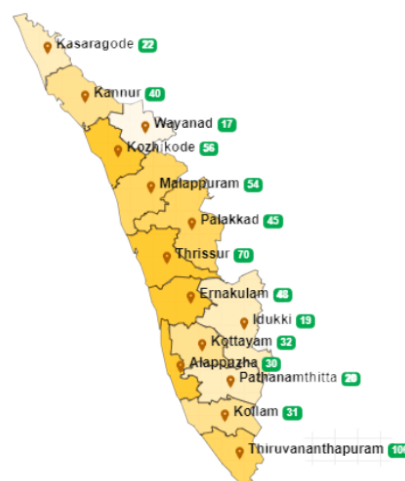


1. eHealth Kerala - Vital Statistics

Live Institutions	19
Medical College Hospitals	0
PHCs/FHCs	16
CHCs	1
DHs/GHs	0
PH Labs	0
Other(Inc UPHCs,Taluk Hospitals)	2



2. Highlights



- The Idukki district remains at position 2 in overall performance ranking of districts based on all institutions except Medical Colleges.
- The reception module started in all Institutions of the district.
- The Idukki district is at :
 - position 2 in UHID visits with 52.18%.
 - position 2 in Pharmacy Usage with 65.24%.
- The district is at position 5 in reach rank which indicates UHID registration proportionate to the population



- Idukki district stands at position 4 in Online Appointment Booking percentage(0.13%) calculated upon OP visits.

The district is at position 2 in the house survey
- completion (43.25%) and at position 5 in member survey completion (0.13%).
- The district moved from position 3 to position 5 in OP Consultation with the value of nearly 79.89%.

3. eHealth - District Ranking Matrix Based on Performance of all Institutions (except Medical Colleges)

The ranking matrix showcase the district performance in providing eHealth services through all institutions (except Medical Colleges) based on six different parameters. These parameters include whether the reception module is started or not, UHID Visits, Doctor Consultation, Pharmacy Usage, Lab Usage and number of Live Institutions. Based on the ranking, the districts are classified into three broad categories, the best performing districts, the average performing districts and the low performing districts.

The best performing districts should strive to continue to remain in the same position, whereas the average performing as well as the low performing districts should strive to reach to the 'top four' league.

The ranking matrix for the month of July '23 is given below:

Rank	District
1	PATHANAMTHITTA, WAYANAD
2	IDUKKI
3	THRISSUR
4	KOLLAM
5	ALAPPUZHA, PALAKKAD
6	THIRUVANANTHAPURAM, KANNUR, KOTTAYAM
7	KASARAGOD, KOZHIKODE
8	ERNAKULAM
9	MALAPPURAM

- Best performing
- Average performing
- Low performing

3. eHealth - Institution Level Ranking (except Medical Colleges)

Hospital	Rank
Family Health Centre Alakode	1
Family Health Centre Elamdesom	1
Family Health Centre Kumaramangalam	1
Family Health Centre Bison Valley	2
Family Health Centre Karimkunnam	2
Family Health Centre Kudayathur	2
Family Health Centre Kumily	2
Family Health Centre Mariyapuram	2
Family Health Centre Rajakumary	2
Family Health Centre Udumbanchola	2
Family Health Centre Kanchiyar	3
Family Health Centre Peruvanthanam	3
Family Health Centre Kamakshy	4
Family Health Centre Vattavada	4
Community Health Centre Muttom	5
Family Health Centre Konnathady	6
Urban Primary Health Centre Parakkadavu	7
Family Health Centre Arakulam	8
Taluk Headquarters Hospital Nedumkandam	9

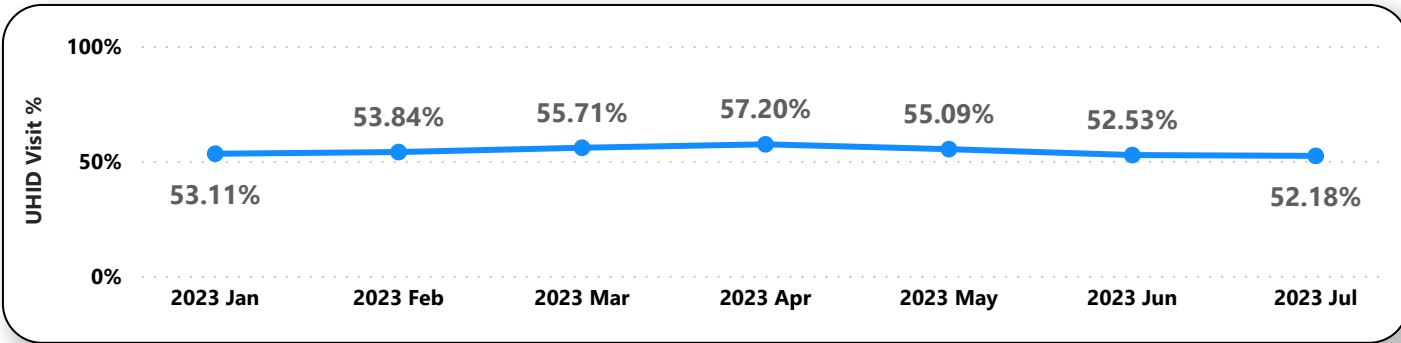
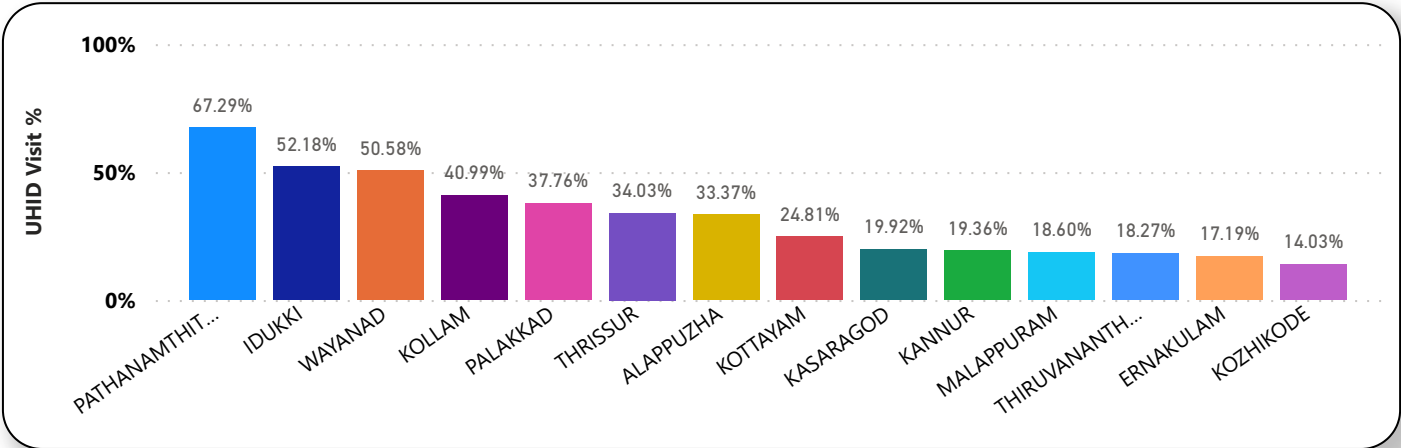
3.1 eHealth Performance - Reception Module

Reception Module is considered to be functional in an institution only if the number of total visits for the month is of minimum 500.

District	Institution Count	Institutions with Reception	% of institutions with Reception
ALAPPUZHA	31	31	100.00%
IDUKKI	19	19	100.00%
KOLLAM	30	30	100.00%
PALAKKAD	44	44	100.00%
PATHANAMTHITTA	19	18	94.74%
WAYANAD	16	15	93.75%
THIRUVANANTHAPURAM	102	95	93.14%
MALAPPURAM	53	47	88.68%
KANNUR	39	34	87.18%
KOTTAYAM	31	27	87.10%
KASARAGOD	23	20	86.96%
THRISSUR	69	58	84.06%
ERNAKULAM	47	38	80.85%
KOZHIKODE	54	41	75.93%

3.2 e-Health Performance - UHID Visits

UHID Visit % is calculated as (UHID Visits / Total Visit) *100



Institutions based on UHID Visits

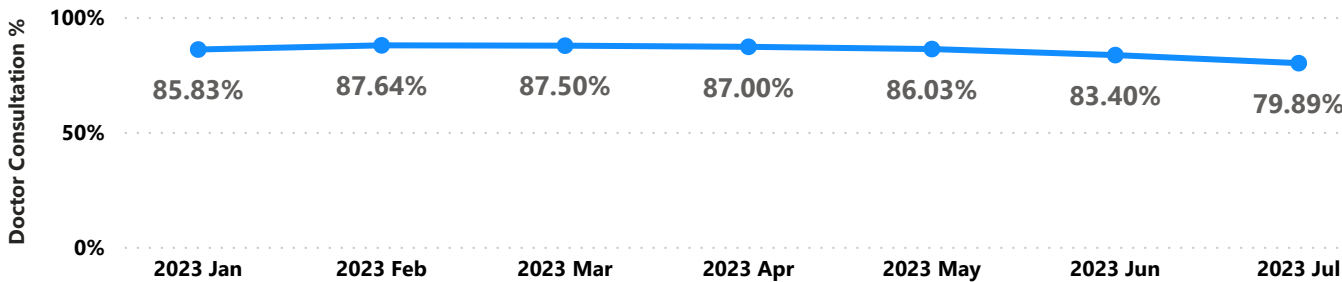
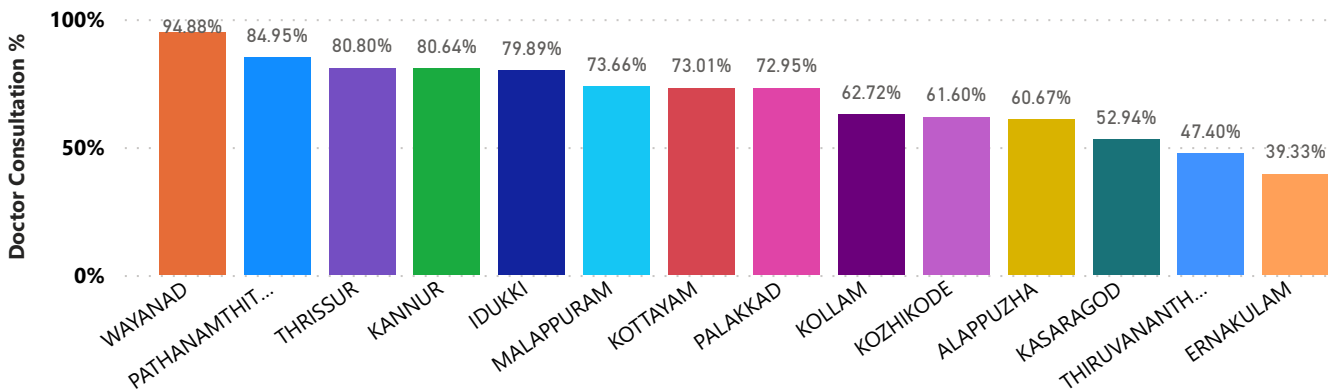
Institutions with atleast 100 UHID visits are listed here.

Hospital	UHID Visit %
Family Health Centre Kudayathur	79.60%
Family Health Centre Alakode	76.34%
Family Health Centre Kumaramangalam	72.50%
Family Health Centre Bison Valley	71.76%
Family Health Centre Elamdesom	70.94%
Family Health Centre Peruvanthanam	69.59%
Family Health Centre Konnathady	65.11%
Family Health Centre Karimkunnam	59.86%
Family Health Centre Mariyapuram	57.73%
Family Health Centre Rajakumary	57.69%

Hospital	UHID Visit %
Taluk Headquarters Hospital Nedumkandam	3.57%
Community Health Centre Muttom	27.97%
Urban Primary Health Centre Parakkadavu	39.28%
Family Health Centre Arakulam	40.35%
Family Health Centre Kamakshy	42.37%
Family Health Centre Vattavada	42.98%
Family Health Centre Kumily	52.79%
Family Health Centre Udumbanchola	55.96%
Family Health Centre Kanchiyar	56.27%
Family Health Centre Rajakumary	57.69%

3.3 e-Health Performance - Doctor Consultation

Consultation % is calculated as (Doctor Consultation / OP Visits) *100



Doctor Consultation Percentage in all Institutions

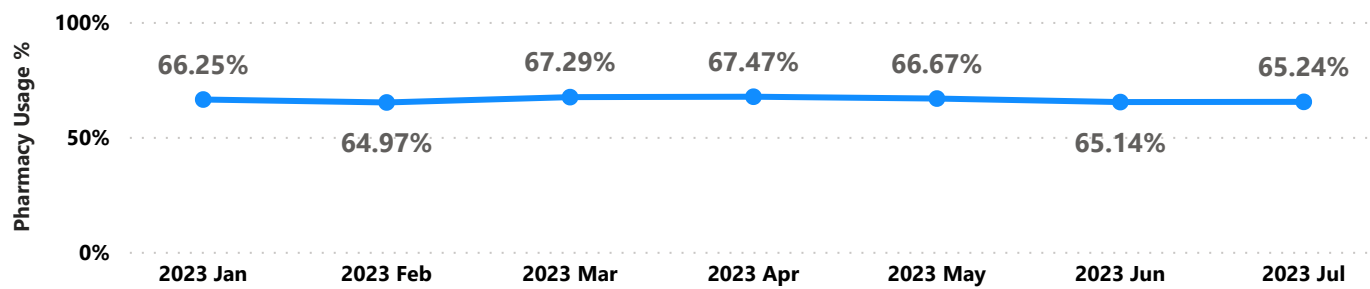
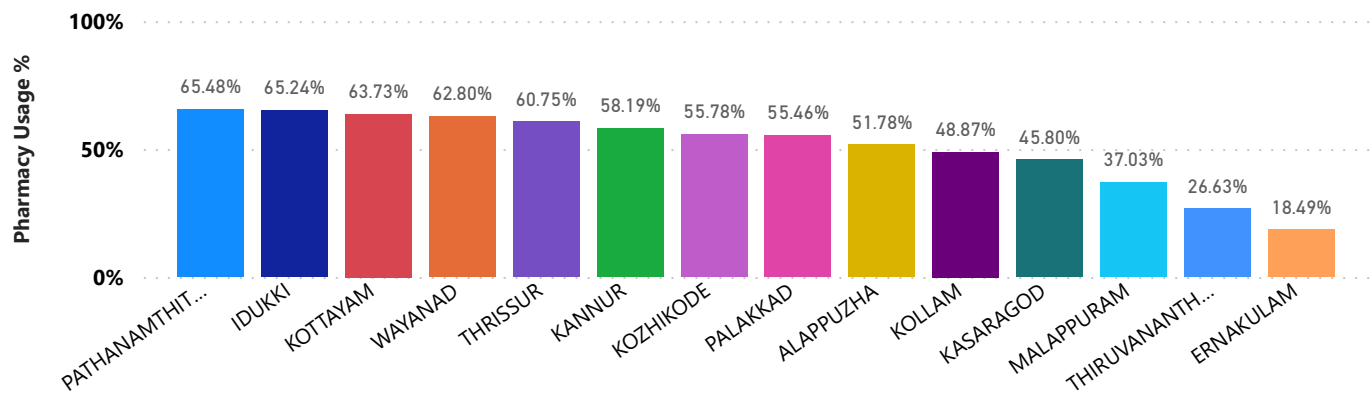
Institutions with atleast 100 UHID visits are listed here.

Hospital	Doctor Consultation %
Family Health Centre Kudayathur	99.79%
Family Health Centre Elamdesom	99.56%
Family Health Centre Kanchiyar	99.55%
Family Health Centre Kumaramangalam	98.85%
Family Health Centre Udumbanchola	98.72%
Family Health Centre Kumily	98.70%
Family Health Centre Alakode	98.08%
Family Health Centre Karimkunnam	94.75%
Family Health Centre Rajakumary	93.86%
Community Health Centre Muttom	93.49%

Hospital	Doctor Consultation %
Family Health Centre Arakulam	21.85%
Urban Primary Health Centre Parakkadavu	63.37%
Family Health Centre Konnathady	70.10%
Family Health Centre Vattavada	78.37%
Family Health Centre Peruvanthanam	88.23%
Family Health Centre Kamakshy	89.79%
Family Health Centre Bison Valley	91.40%
Family Health Centre Mariyapuram	92.38%
Community Health Centre Muttom	93.49%
Family Health Centre Rajakumary	93.86%

3.4 e-Health Performance - Pharmacy Usage

Pharmacy % is calculated as (Pharmacy Prescriptions/ Total Visits) *100



Pharmacy Usage in all Institutions

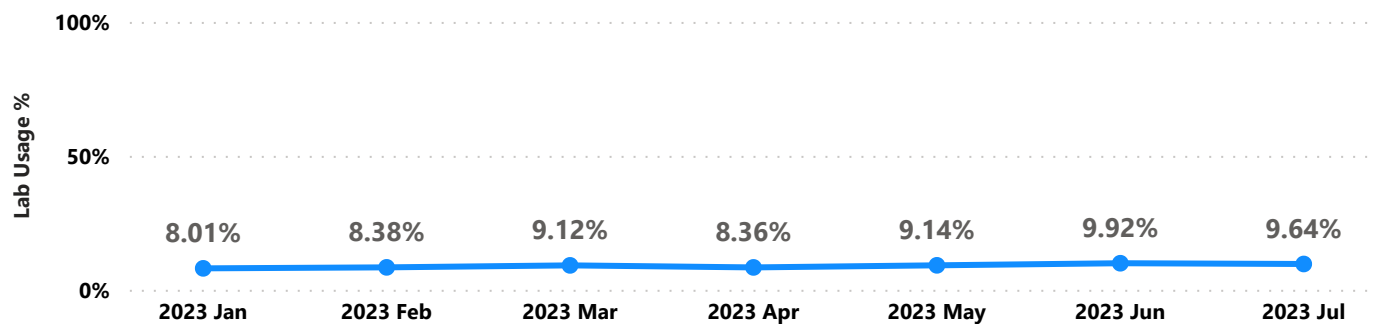
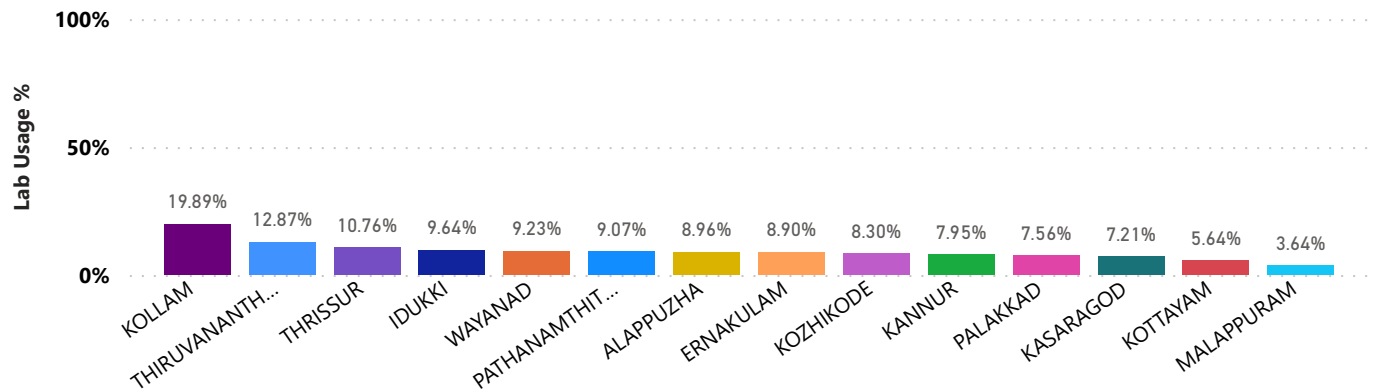
Institutions with atleast 100 UHID visits are listed here.

Hospital	Pharmacy Usage %
Family Health Centre Alakode	89.95%
Family Health Centre Elamdesom	87.58%
Family Health Centre Kumily	86.83%
Family Health Centre Udumbanchola	84.57%
Family Health Centre Kumaramangalam	84.55%
Family Health Centre Karimkunnam	84.19%
Family Health Centre Peruvanthanam	83.94%
Family Health Centre Mariyapuram	83.88%
Family Health Centre Rajakumary	81.66%
Family Health Centre Bison Valley	77.95%

Hospital	Pharmacy Usage %
Family Health Centre Arakulam	18.03%
Community Health Centre Muttom	44.35%
Family Health Centre Konnathady	58.00%
Urban Primary Health Centre Parakkadavu	59.67%
Family Health Centre Kanchiyar	69.64%
Family Health Centre Kamakshy	69.66%
Family Health Centre Vattavada	73.42%
Family Health Centre Kudayathur	74.89%
Family Health Centre Bison Valley	77.95%
Family Health Centre Rajakumary	81.66%

3.5 e-Health Performance - Lab Usage

Lab % is calculated as (Lab Prescriptions/ Total Visits) *100



Lab Usage in all Institutions

Institutions with atleast 100 UHID visits are listed here.

Hospital	Lab Usage %
Family Health Centre Elamdesom	18.43%
Family Health Centre Vattavada	15.56%
Community Health Centre Muttom	14.71%
Family Health Centre Kumily	14.56%
Family Health Centre Rajakumary	13.03%
Family Health Centre Kumaramangalam	12.84%
Family Health Centre Karimkunnam	12.66%
Family Health Centre Bison Valley	12.49%
Family Health Centre Udumbanchola	11.75%
Family Health Centre Mariyapuram	11.36%
Family Health Centre Kanchiyar	9.00%

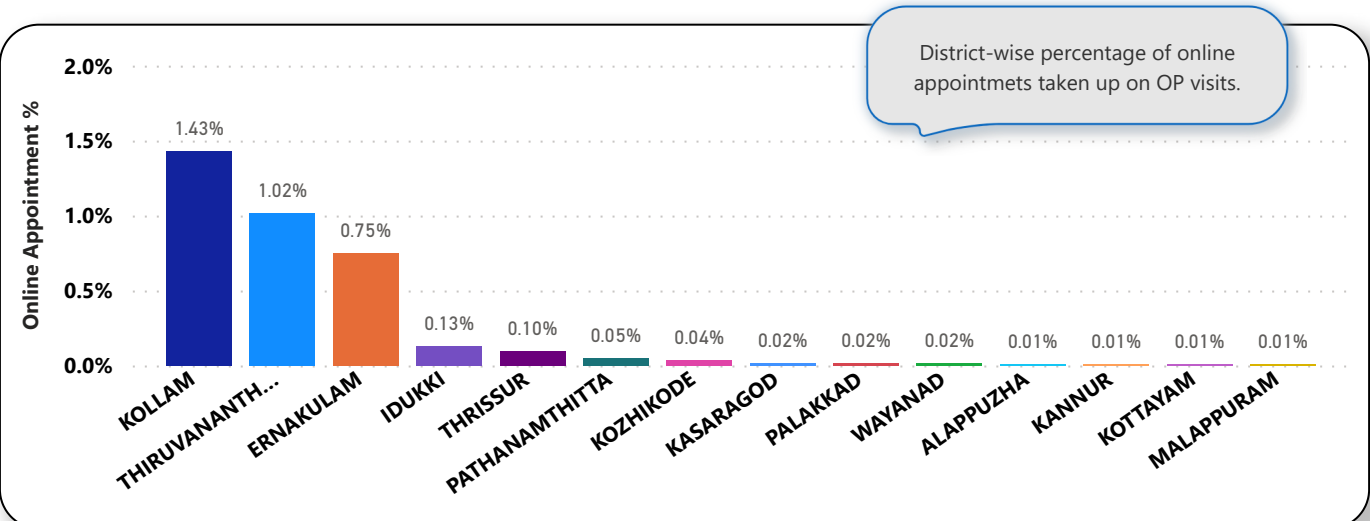
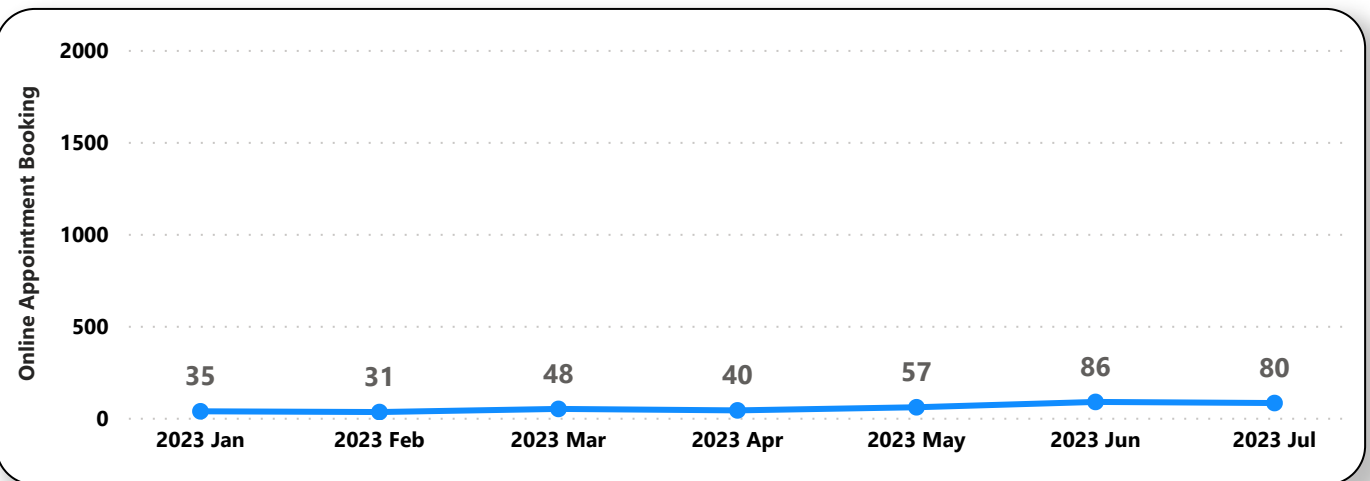
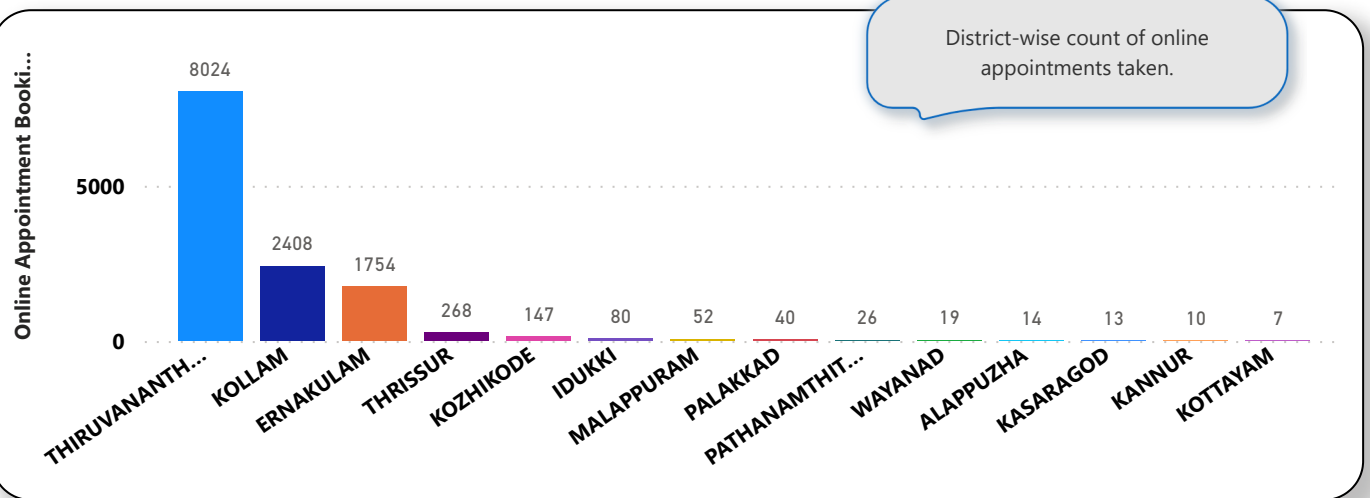
Hospital	Lab Usage %
Family Health Centre Arakulam	0.28%
Urban Primary Health Centre Parakkadavu	4.22%
Family Health Centre Peruvanthanam	5.81%
Family Health Centre Konnathady	5.93%
Family Health Centre Kudayathur	7.51%
Family Health Centre Alakode	8.53%
Family Health Centre Kamakshy	8.85%
Family Health Centre Kanchiyar	9.00%
Family Health Centre Mariyapuram	11.36%
Family Health Centre Udumbanchola	11.75%
Family Health Centre Bison Valley	12.49%

4. Status of Modules Usage in Hospitals

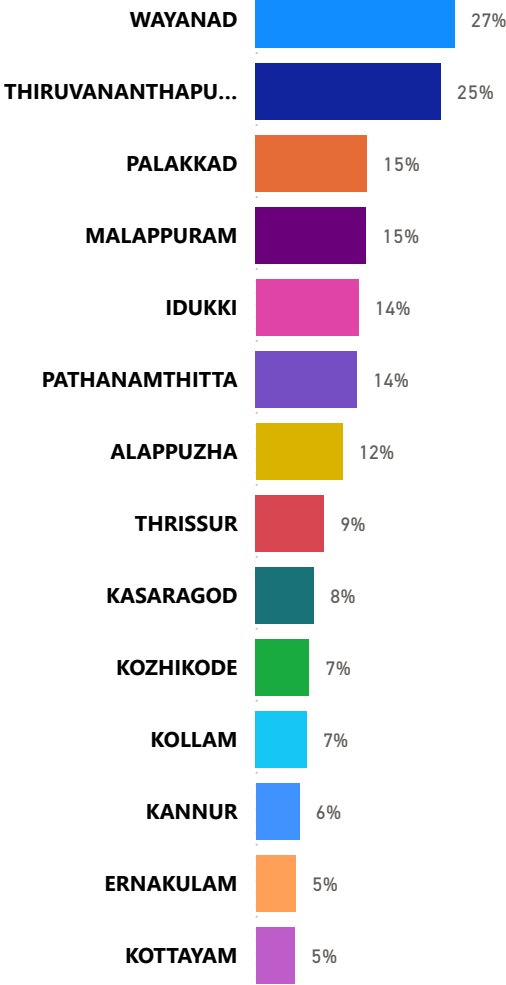
District wise status of live institutions and the count of various modules [Reception, OP Consultation, Lab, Pharmacy] started / functional.

District Name	Live Institutions	Reception	Consultation	Lab	Pharmacy
THIRUVANANTHAPURAM	106	99 (93.4%)	94 (88.7%)	80 (75.5%)	74 (69.8%)
THRISSUR	70	59 (84.3%)	57 (81.4%)	52 (74.3%)	53 (75.7%)
KOZHIKODE	56	43 (76.8%)	38 (67.9%)	38 (67.9%)	36 (64.3%)
MALAPPURAM	54	48 (88.9%)	47 (87.%)	31 (57.4%)	36 (66.7%)
ERNAKULAM	48	38 (79.2%)	33 (68.8%)	20 (41.7%)	17 (35.4%)
PALAKKAD	45	45 (100.%)	38 (84.4%)	34 (75.6%)	30 (66.7%)
KANNUR	40	35 (87.5%)	31 (77.5%)	27 (67.5%)	26 (65.%)
ALAPPUZHA	32	32 (100.%)	32 (100.%)	30 (93.8%)	30 (93.8%)
KOTTAYAM	32	28 (87.5%)	25 (78.1%)	20 (62.5%)	25 (78.1%)
KOLLAM	31	31 (100.%)	31 (100.%)	29 (93.5%)	29 (93.5%)
KASARAGOD	23	20 (87.%)	17 (73.9%)	12 (52.2%)	17 (73.9%)
PATHANAMTHITTA	20	19 (95.%)	16 (80.%)	11 (55.%)	13 (65.%)
IDUKKI	19	19 (100.%)	18 (94.7%)	16 (84.2%)	18 (94.7%)
WAYANAD	17	15 (88.2%)	15 (88.2%)	14 (82.4%)	15 (88.2%)
Total	593	531 (89.5%)	492 (83.%)	414 (69.8%)	419 (70.7%)

5. Online Appointment Booking in Hospitals (except Medical Colleges)



6. eHealth Performance - Reach



Reach indicates the percentage of population availing services through eHealth. The formula used to calculate is (Number of UHID registered / Population) * 100 %.

7. Public Health Survey Status

