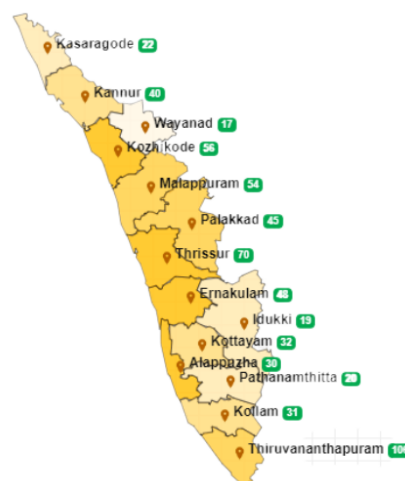


## 1. eHealth Kerala - Vital Statistics

Live Institutions	40
Medical College Hospitals	1
PHCs/FHCs	31
CHCs	1
DHs/GHs	1
PH Labs	0
Other(Inc UPHCs,Taluk Hospitals)	6



## 2. Highlights



- The Kannur district remains at position 6 in overall ranking based on district performance in providing eHealth services through all institutions except Medical Colleges.

The district is at

- • position 4 in OP consultation with 80.64%.  
➤ • position 10 in UHID Visits with 19.36 %.  
➤ • position 6 in Pharmacy Usage with 58.19 %.

- The district is at position 4 in house survey completion (30.89%) and position 3 in member survey completion (0.64%).



- Reception module started in 34 of 39 Institutions.

- District is at Position 9 in the reach which indicates the percentage of population availing the services from eHealth.

- The district is at last position in the Online Appointment Booking percentage (0.01%) calculated upon OP visits.

3. eHealth - District Ranking Matrix Based on Performance of all Institutions (except Medical Colleges)

The ranking matrix showcase the district performance in providing eHealth services through all institutions (except Medical Colleges) based on six different parameters. These parameters include whether the reception module is started or not, UHID Visits, Doctor Consultation, Pharmacy Usage, Lab Usage and number of Live Institutions. Based on the ranking, the districts are classified into three broad categories, the best performing districts, the average performing districts and the low performing districts.

The best performing districts should strive to continue to remain in the same position, whereas the average performing as well as the low performing districts should strive to reach to the 'top four' league.

The ranking matrix for the month of July '23 is given below:

Rank	District
1	PATHANAMTHITTA, WAYANAD
2	IDUKKI
3	THRISSUR
4	KOLLAM
5	ALAPPUZHA, PALAKKAD
6	THIRUVANANTHAPURAM, KANNUR, KOTTAYAM
7	KASARAGOD, KOZHIKODE
8	ERNAKULAM
9	MALAPPURAM

- Best performing
- Average performing
- Low performing

## 3. eHealth - Institution Level Ranking (except Medical Colleges)

Hospital	Rank
Family Health Centre Cherukunnu	1
Family Health Centre Alakode Therthally	2
Family Health Centre Eramam Kuttur	2
Family Health Centre Kankol Alappadamba	2
Family Health Centre Narath	2
Family Health Centre Ramanthali	2
Family Health Centre Cheruthazham	3
Family Health Centre Chirakkal	3
Family Health Centre Ettikulam	3
Family Health Centre Kadannappally	3
Family Health Centre Malappattam	3
Family Health Centre Morazha Fisheries	3
Family Health Centre Munderi	3
Community Health Centre Mattool	4
Family Health Centre Anjarakkandy	4
Family Health Centre Kalliassery	4
Family Health Centre Valapattanam	4
Family Health Centre Kunhimangalam	5
Urban Primary Health Centre Koovode	5
Urban Primary Health Centre Panoor	5
Family Health Centre Kadirur	6
Family Health Centre Kottiyoor	6
Family Health Centre Parassinikadavu	6
Family Health Centre Pattuvam	6
Urban Primary Health Centre Maithanappally	6
Community Health Centre Pattiam	7
Family Health Centre Udayagiri	7
Family Health Centre Muzhappilangad	8
Family Health Centre Pulingome	8
Family Health Centre Thillenkerry	8
Family Health Centre Mokeri	9
Ek Nayanar Memorial Govt. Women And Children Hospital Mangattuparamba	10
Family Health Centre Koodali	10
Family Health Centre Puthiyangadi Fisheries	10
Urban Primary Health Centre Kolassery	11
Urban Primary Health Centre Porora	12

3.1 eHealth Performance - Reception Module

Reception Module is considered to be functional in an institution only if the number of total visits for the month is of minimum 500.

District	Institution Count	Institutions with Reception	% of institutions with Reception
ALAPPUZHA	31	31	100.00%
IDUKKI	19	19	100.00%
KOLLAM	30	30	100.00%
PALAKKAD	44	44	100.00%
PATHANAMTHITTA	19	18	94.74%
WAYANAD	16	15	93.75%
THIRUVANANTHAPURAM	102	95	93.14%
MALAPPURAM	53	47	88.68%
KANNUR	39	34	87.18%
KOTTAYAM	31	27	87.10%
KASARAGOD	23	20	86.96%
THRISSUR	69	58	84.06%
ERNAKULAM	47	38	80.85%
KOZHIKODE	54	41	75.93%

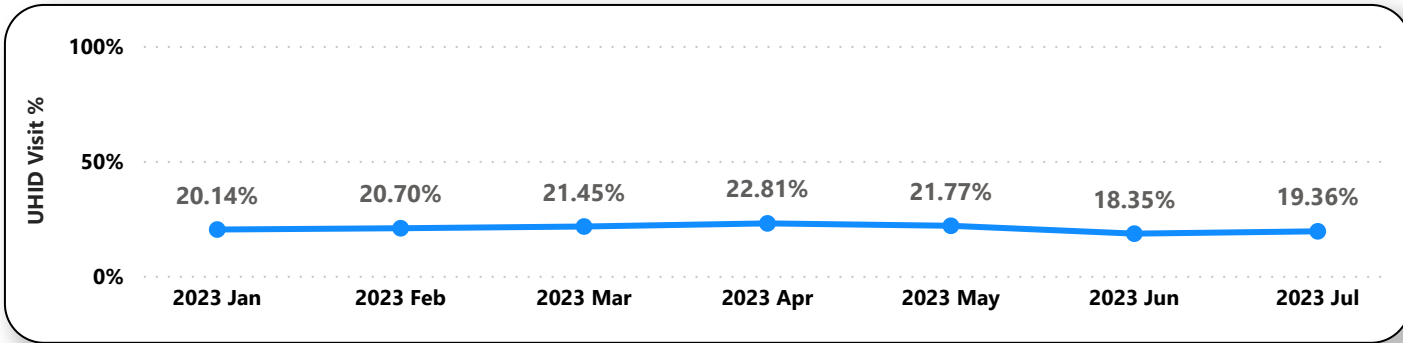
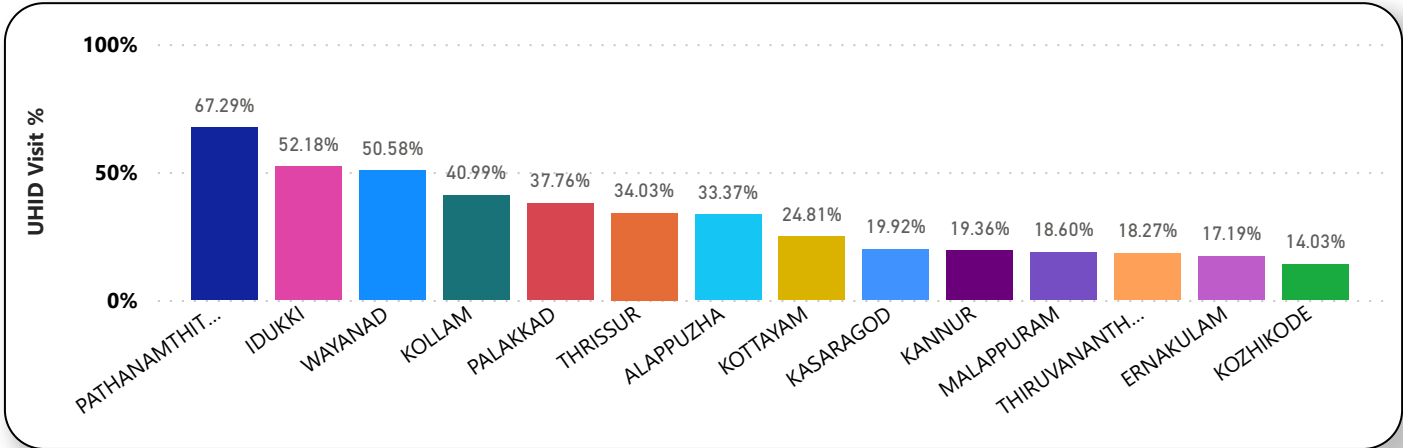
Institutions where the reception module is either not started or not using

Hospital Name
FAMILY HEALTH CENTRE KOTTAYAM MALABAR
FAMILY HEALTH CENTRE NEW MAHE
GENERAL HOSPITAL THALASSERY
URBAN PRIMARY HEALTH CENTRE KOLASSERY
URBAN PRIMARY HEALTH CENTRE porora



3.2 e-Health Performance - UHID Visits

UHID Visit % is calculated as (UHID Visits / Total Visit ) \*100



Institutions based on UHID Visits

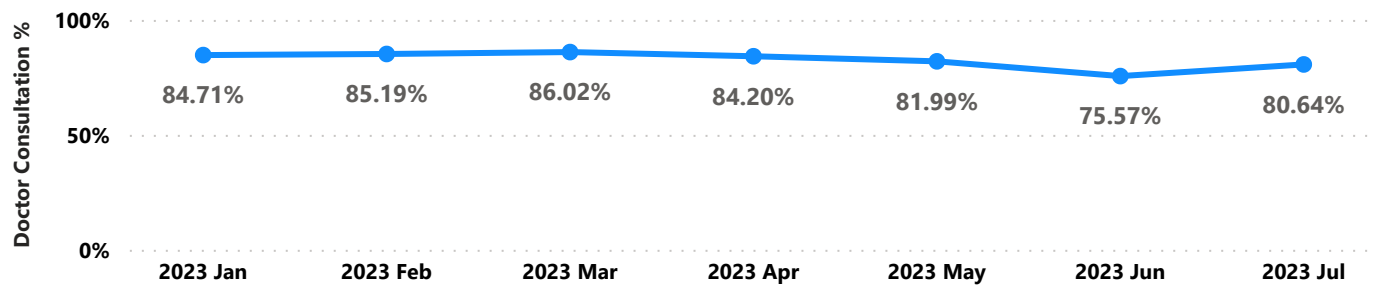
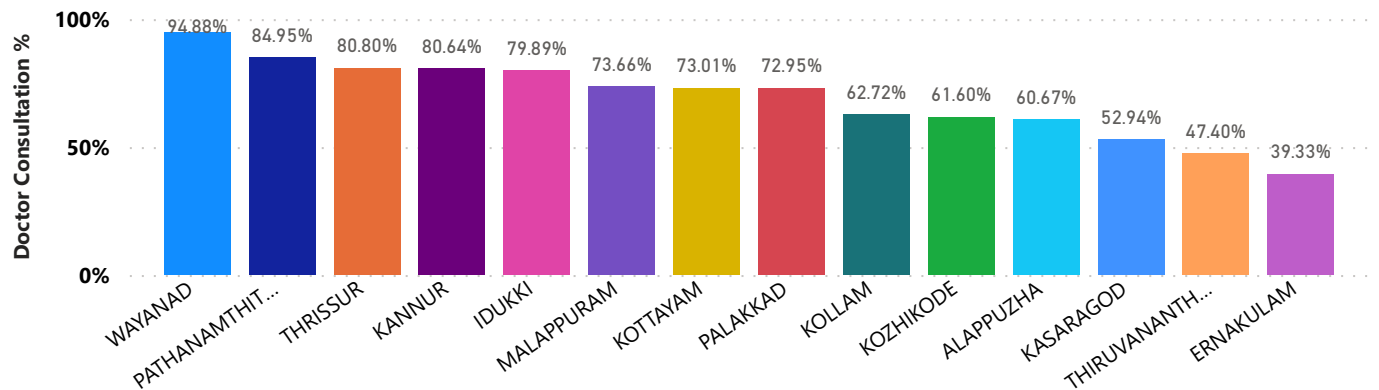
Institutions with atleast 100 UHID visits are listed here.

Hospital	UHID Visit %
Family Health Centre Malappattam	45.69%
Family Health Centre Cherukunnu	44.64%
Family Health Centre Anjarakkandy	39.69%
Family Health Centre Kottiyoor	37.50%
Family Health Centre Alakode Therthally	36.36%
Family Health Centre Parassinikadavu	35.44%
Family Health Centre Kalliassery	35.26%
Family Health Centre Morazha Fisheries	33.38%
Family Health Centre Ramanthali	31.20%
Family Health Centre Eramam Kuttur	29.63%
Family Health Centre Udayagiri	28.13%

Hospital	UHID Visit %
Ek Nayanar Memorial Govt. Women And Children Hospital Mangattuparamba	2.02%
Family Health Centre Koodali	2.76%
Urban Primary Health Centre Koovode	3.30%
Family Health Centre Muzhappilangad	4.30%
Family Health Centre Thillenkerry	5.15%
Community Health Centre Pattiam	6.01%
Urban Primary Health Centre Panoor	6.30%
Family Health Centre Ettikulam	6.68%
Community Health Centre Mattool	8.37%
Family Health Centre Munderi	9.14%

3.3 e-Health Performance - Doctor Consultation

Consultation % is calculated as (Doctor Consultation / OP Visits ) \*100



Doctor Consultation Percentage in all Institutions

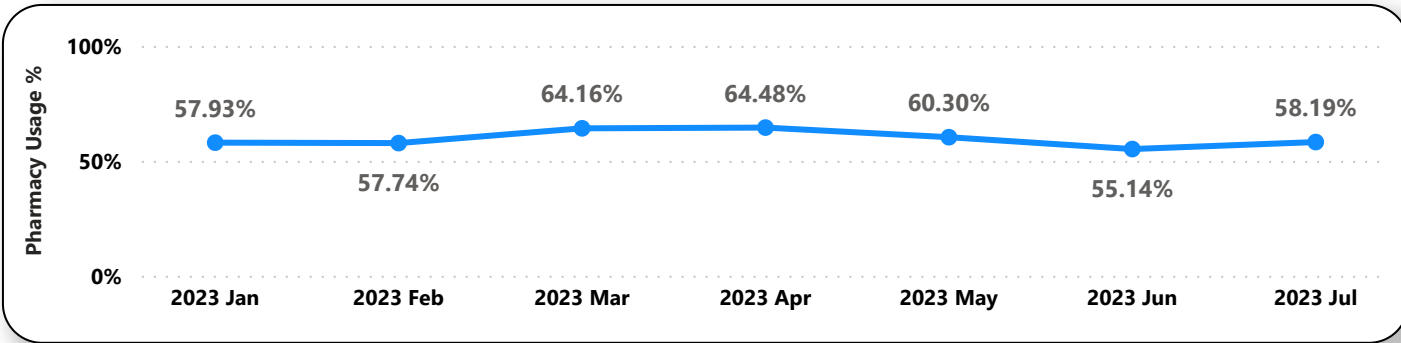
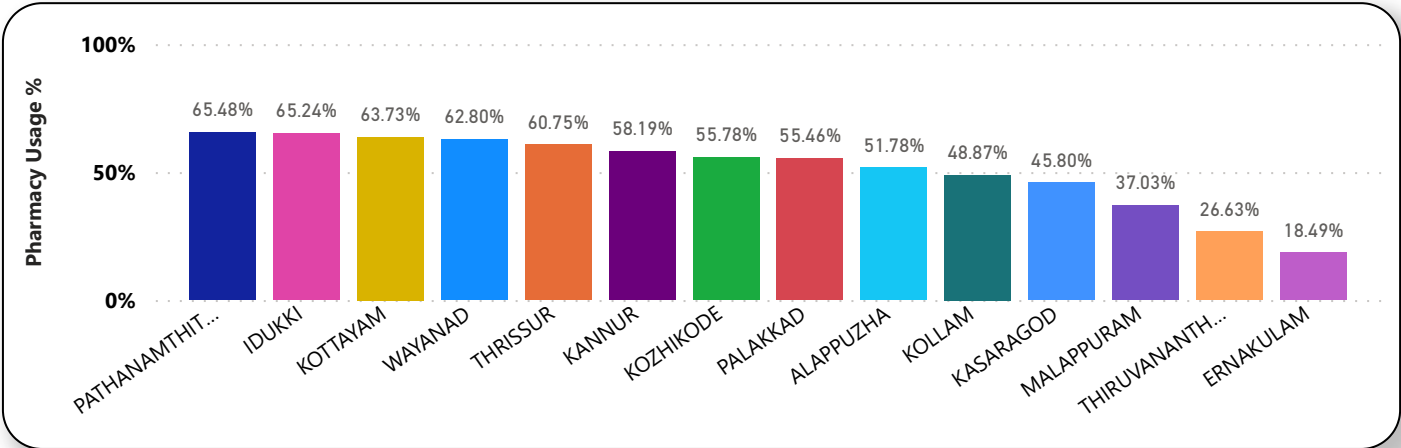
Institutions with atleast 100 UHID visits are listed here.

Hospital	Doctor Consultation %
Family Health Centre Ramanthali	99.88%
Family Health Centre Kankol Alappadamba	99.63%
Family Health Centre Munderi	98.97%
Family Health Centre Kadannappally	98.65%
Family Health Centre Valapattanam	97.67%
Family Health Centre Chirakkal	97.36%
Community Health Centre Mattool	97.28%
Family Health Centre Cheruthazham	96.74%
Family Health Centre Alakode Therthally	96.47%
Family Health Centre Ettikulam	96.29%

Hospital	Doctor Consultation %
Family Health Centre Koodali	40.78%
Family Health Centre Pulingome	48.73%
Family Health Centre Pattuvam	60.73%
Family Health Centre Kottiyoor	63.77%
Family Health Centre Mokeri	65.50%
Urban Primary Health Centre Maithanappally	69.02%
Family Health Centre Thillenkerry	76.42%
Urban Primary Health Centre Koovode	84.40%
Family Health Centre Muzhappilangad	85.03%

3.4 e-Health Performance - Pharmacy Usage

Pharmacy % is calculated as (Pharmacy Prescriptions/ Total Visits ) \*100



Pharmacy Usage in all Institutions

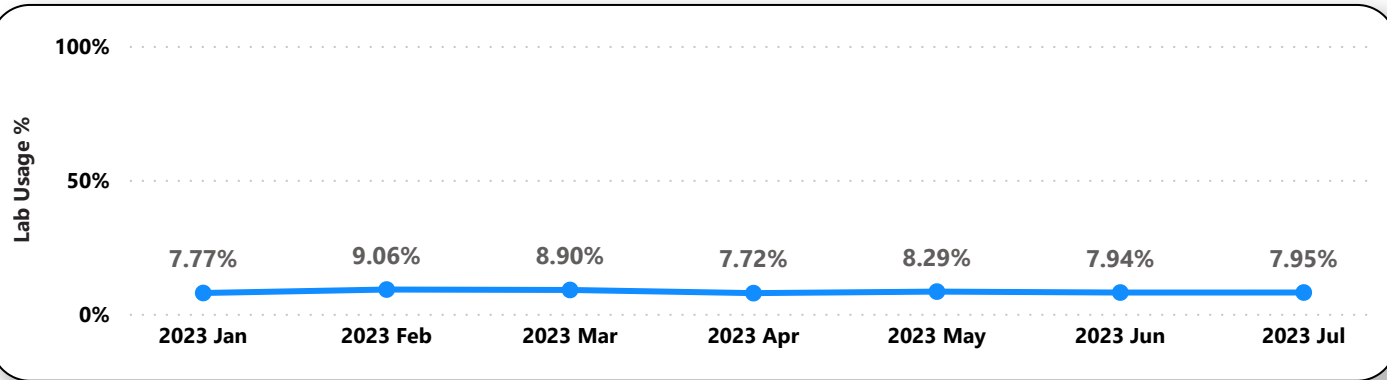
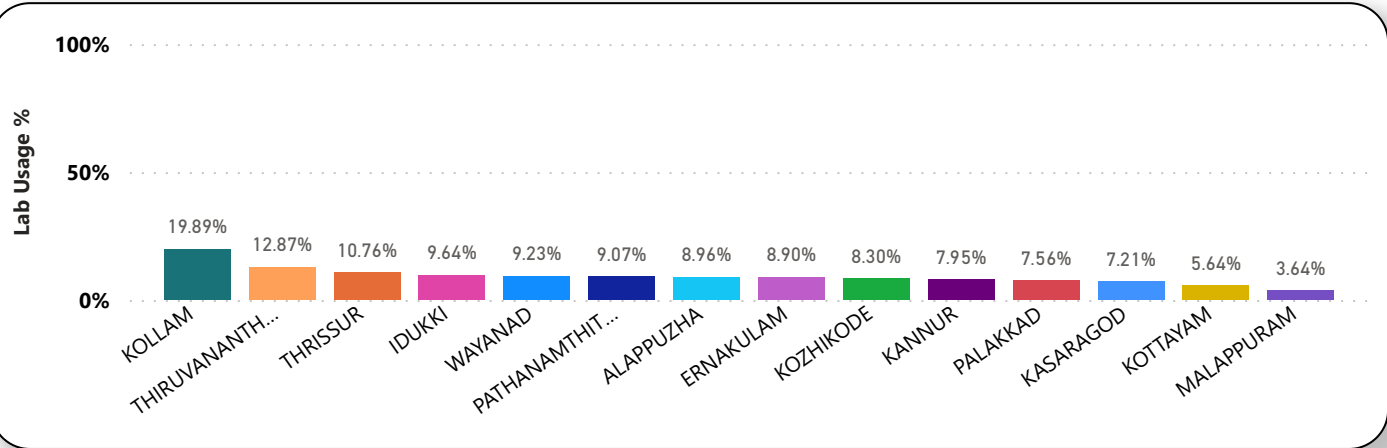
Institutions with atleast 100 UHID visits are listed here.

Hospital	Pharmacy Usage %
Family Health Centre Ramanthali	92.19%
Family Health Centre Narath	90.09%
Family Health Centre Munderi	88.46%
Family Health Centre Alakode Therthally	87.75%
Family Health Centre Kadannappally	87.51%
Family Health Centre Eramam Kuttur	86.64%
Family Health Centre Malappattam	86.30%
Family Health Centre Ettikulam	85.36%
Family Health Centre Chirakkal	85.30%
Family Health Centre Kankol Alappadamba	83.46%

Hospital	Pharmacy Usage %
Family Health Centre Thillenkerry	0.11%
Family Health Centre Parassinikadavu	0.14%
Family Health Centre Muzhappilangad	0.35%
Family Health Centre Mokeri	0.43%
Family Health Centre Koodali	6.28%
Community Health Centre Pattiam	16.32%
Family Health Centre Pulingome	40.76%
Family Health Centre Kottiyoor	55.29%
Family Health Centre Kunhimangalam	57.76%
Family Health Centre Pattuvam	59.99%

3.5 e-Health Performance - Lab Usage

Lab % is calculated as (Lab Prescriptions/ Total Visits ) \*100



Lab Usage in all Institutions

Institutions with atleast 100 UHID visits are listed here.

Hospital	Lab Usage %
Family Health Centre Alakode Therthally	23.78%
Family Health Centre Morazha Fisheries	18.37%
Family Health Centre Anjarakkandy	15.49%
Family Health Centre Udayagiri	14.52%
Family Health Centre Kottiyoor	13.88%
Family Health Centre Kankol Alappadamba	12.78%
Family Health Centre Ettikulam	12.47%
Urban Primary Health Centre Koovode	11.53%
Family Health Centre Pattuvam	10.75%
Family Health Centre Chirakkal	10.16%
Family Health Centre Cherukunnu	9.86%

Hospital	Lab Usage %
Family Health Centre Thillenkerry	0.06%
Family Health Centre Pulingome	0.55%
Family Health Centre Koodali	1.23%
Family Health Centre Muzhappilangad	1.66%
Family Health Centre Mokeri	2.09%
Community Health Centre Pattiam	3.05%
Family Health Centre Malappattam	4.04%
Family Health Centre Kadirur	4.61%
Family Health Centre Kalliaserry	5.59%
Family Health Centre Parassinikadavu	5.90%
Family Health Centre Ramanthali	6.44%



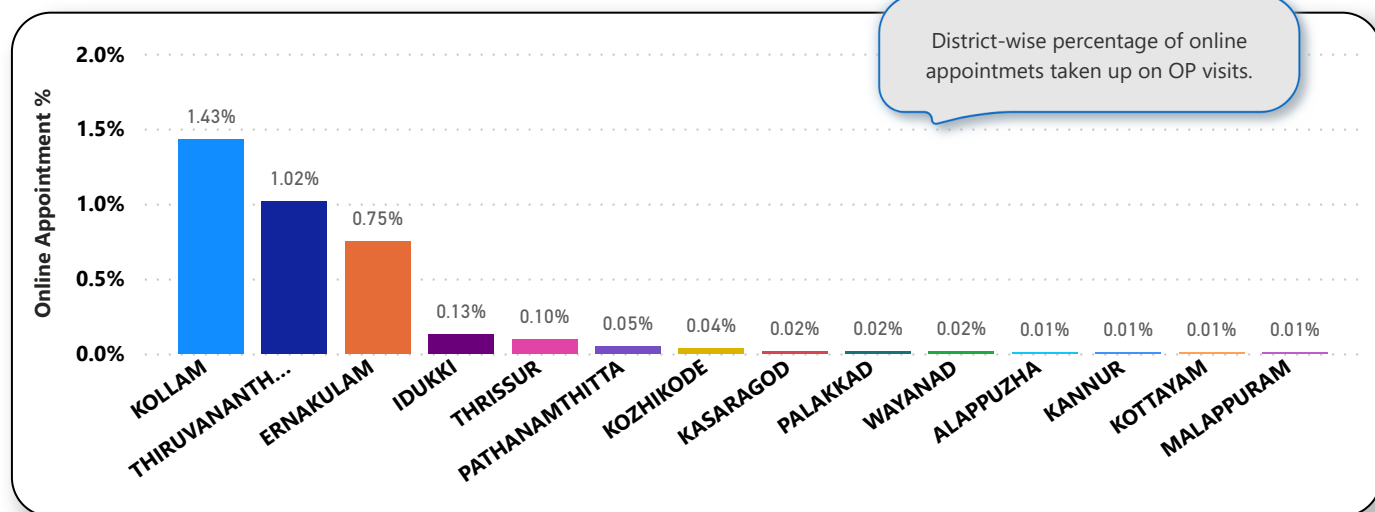
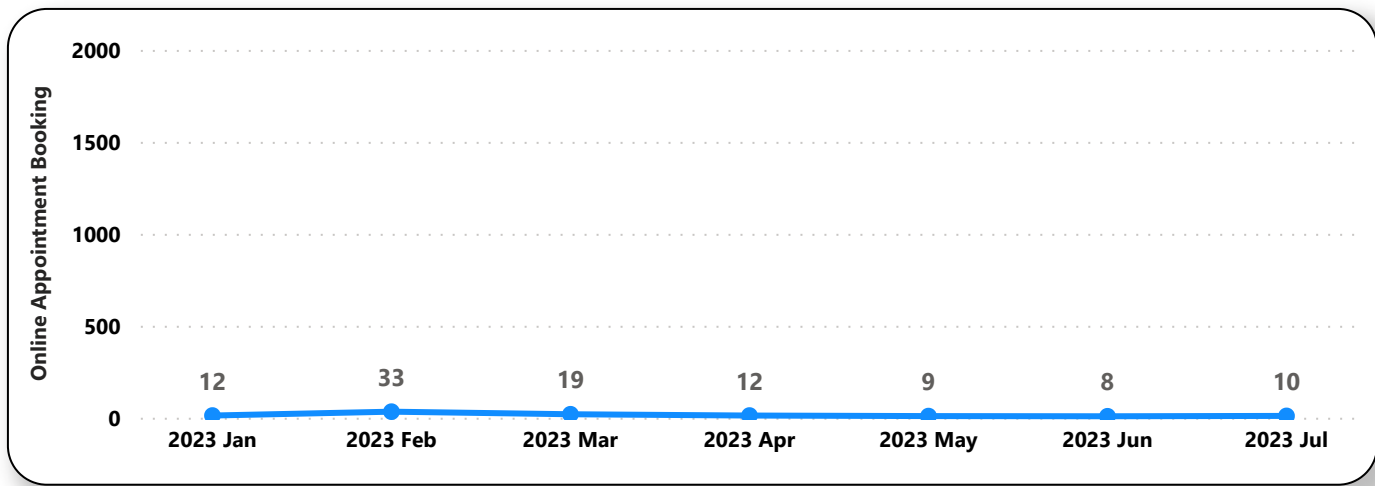
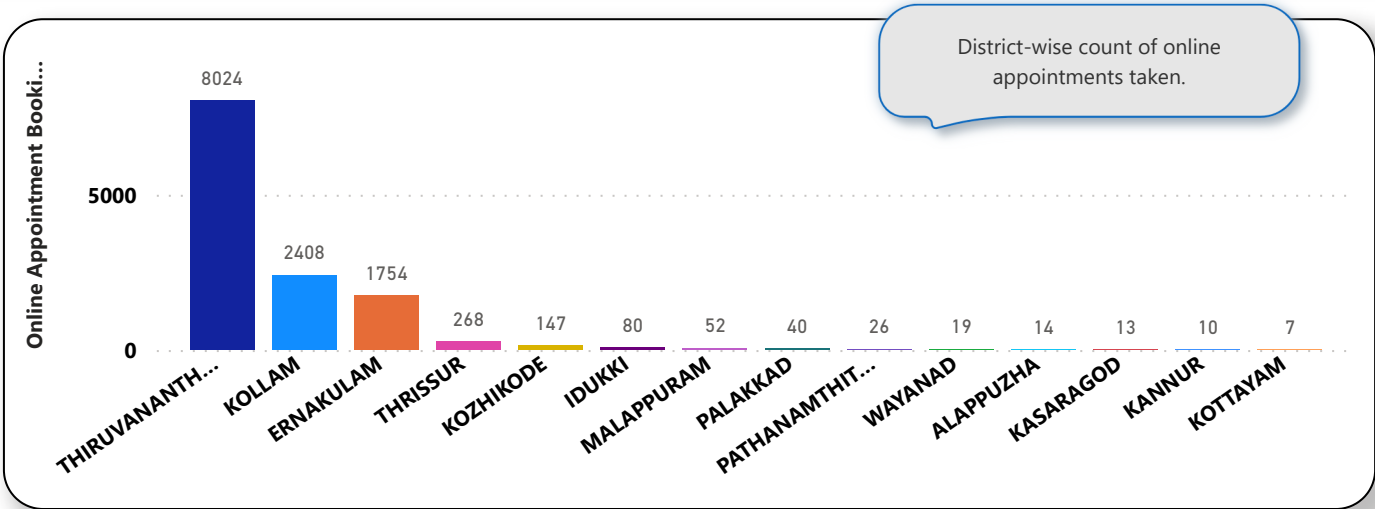
4. Status of Modules Usage in Hospitals

District wise status of live institutions and the count of various modules [Reception, OP Consultation, Lab, Pharmacy] started / functional.

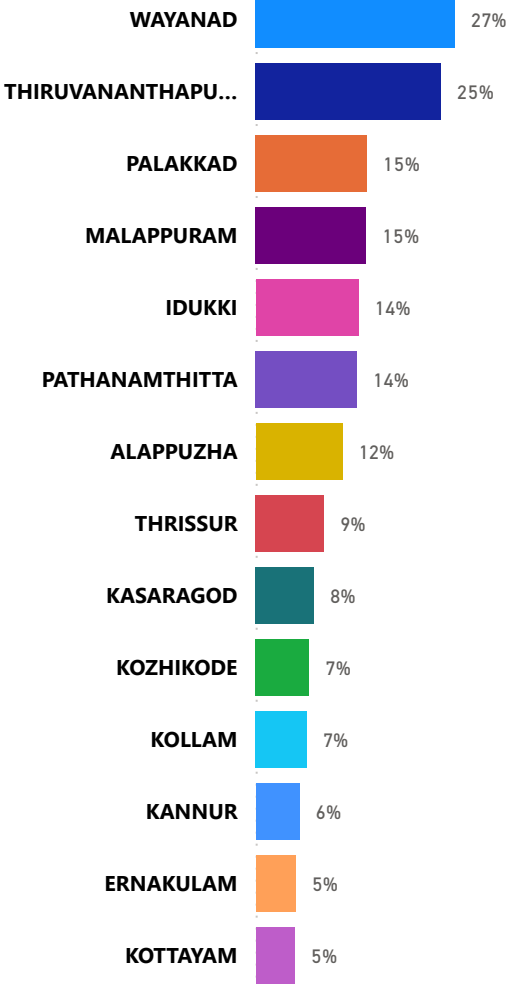
District Name	Live Institutions	Reception	Consultation	Lab	Pharmacy
THIRUVANANTHAPURAM	106	99 (93.4%)	94 (88.7%)	80 (75.5%)	74 (69.8%)
THRISSUR	70	59 (84.3%)	57 (81.4%)	52 (74.3%)	53 (75.7%)
KOZHIKODE	56	43 (76.8%)	38 (67.9%)	38 (67.9%)	36 (64.3%)
MALAPPURAM	54	48 (88.9%)	47 (87.%)	31 (57.4%)	36 (66.7%)
ERNAKULAM	48	38 (79.2%)	33 (68.8%)	20 (41.7%)	17 (35.4%)
PALAKKAD	45	45 (100.%)	38 (84.4%)	34 (75.6%)	30 (66.7%)
KANNUR	40	35 (87.5%)	31 (77.5%)	27 (67.5%)	26 (65.%)
ALAPPUZHA	32	32 (100.%)	32 (100.%)	30 (93.8%)	30 (93.8%)
KOTTAYAM	32	28 (87.5%)	25 (78.1%)	20 (62.5%)	25 (78.1%)
KOLLAM	31	31 (100.%)	31 (100.%)	29 (93.5%)	29 (93.5%)
KASARAGOD	23	20 (87.%)	17 (73.9%)	12 (52.2%)	17 (73.9%)
PATHANAMTHITTA	20	19 (95.%)	16 (80.%)	11 (55.%)	13 (65.%)
IDUKKI	19	19 (100.%)	18 (94.7%)	16 (84.2%)	18 (94.7%)
WAYANAD	17	15 (88.2%)	15 (88.2%)	14 (82.4%)	15 (88.2%)
Total	593	531 (89.5%)	492 (83.%)	414 (69.8%)	419 (70.7%)



5. Online Appointment Booking in Hospitals (except Medical Colleges)



6. eHealth Performance - Reach



Reach indicates the percentage of population availing services through eHealth. The formula used to calculate is (Number of UHID registered / Population) \* 100 %.

7. Public Health Survey Status

