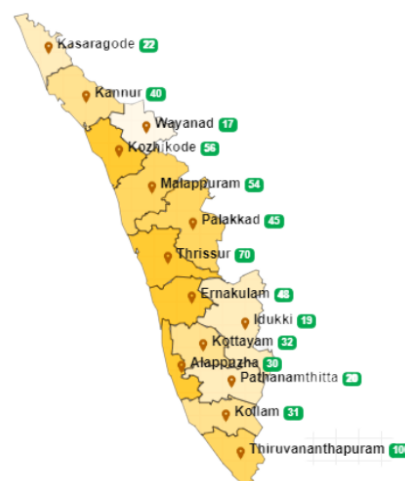


1. eHealth Kerala - Vital Statistics

Live Institutions	23
Medical College Hospitals	0
PHCs/FHCs	18
CHCs	0
DHs/GHs	2
PH Labs	0
Other(Inc UPHCs,Taluk Hospitals)	3



2. Highlights



- The reception module is functional in 20 of the 23 Institutions in the district.
- District is at Position 7 in the reach which indicates the percentage of population availing the services from eHealth.



- The Kasaragod district is at position 7(down by 1) in overall ranking based on district performance in providing eHealth services through all institutions except Medical Colleges.
- The district is at
 - position 12 in OP consultation with nearly 53%.
 - position 9 in UHID Visits with nearly 20%.
 - position 11 in Pharmacy Usage with 45.80%
- The district is at position 7 in house survey
 - completion (2.28%) and position 4 in member survey completion (0.16%).
- The district is at second last position in the
 - Online Appointment. Booking pert.(0.02%) calculated upon OP visits.

3. eHealth - District Ranking Matrix Based on Performance of all Institutions (except Medical Colleges)

The ranking matrix showcase the district performance in providing eHealth services through all institutions (except Medical Colleges) based on six different parameters. These parameters include whether the reception module is started or not, UHID Visits, Doctor Consultation, Pharmacy Usage, Lab Usage and number of Live Institutions. Based on the ranking, the districts are classified into three broad categories, the best performing districts, the average performing districts and the low performing districts.

The best performing districts should strive to continue to remain in the same position, whereas the average performing as well as the low performing districts should strive to reach to the 'top four' league.

The ranking matrix for the month of July '23 is given below:

Rank	District
1	PATHANAMTHITTA, WAYANAD
2	IDUKKI
3	THRISSUR
4	KOLLAM
5	ALAPPUZHA, PALAKKAD
6	THIRUVANANTHAPURAM, KANNUR, KOTTAYAM
7	KASARAGOD, KOZHIKODE
8	ERNAKULAM
9	MALAPPURAM

- Best performing
- Average performing
- Low performing

3. eHealth - Institution Level Ranking (except Medical Colleges)

Hospital	Rank
Family Health Centre Narkilakkad	1
Family Health Centre Udumbanthala	1
Family Health Centre Valiyaparamaba	1
Urban Primary Health Centre Nileshwaram	1
Family Health Centre Bellur	2
Family Health Centre Kumbadaje	2
Family Health Centre Mulleriya	2
Women And Children Goverment Hospital Kanhangad	2
Family Health Centre Ajanur	3
Family Health Centre Anandasram	4
Family Health Centre Ennappara	4
Family Health Centre Kayyur	5
Urban Primary Health Centre Pullikunnu	5
Family Health Centre Pallikkare	6
Family Health Centre Perla	6
Family Health Centre Udma	7
Family Health Centre Chattanchal	8
Family Health Centre Karindalam	8
Family Health Centre Mogralputhur	8
Family Health Centre Panathur	8

3.1 eHealth Performance - Reception Module

Reception Module is considered to be functional in an institution only if the number of total visits for the month is of minimum 500.

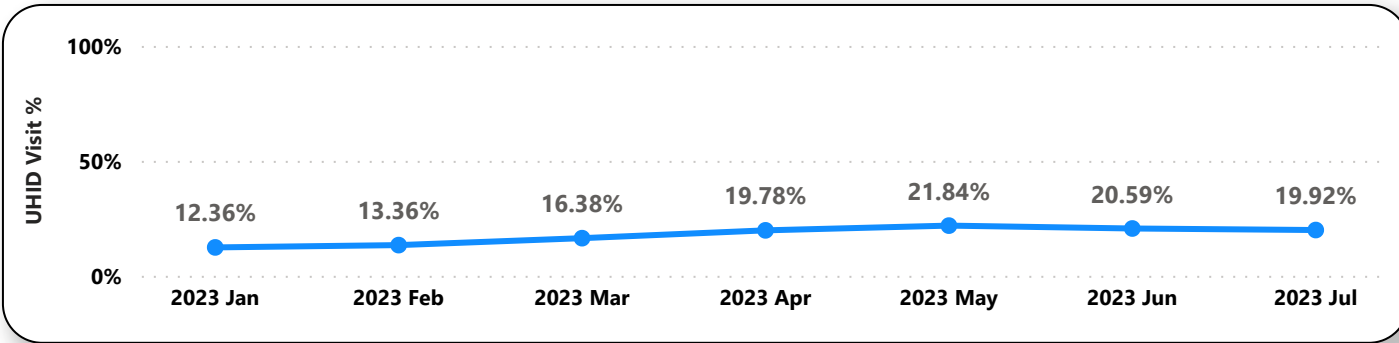
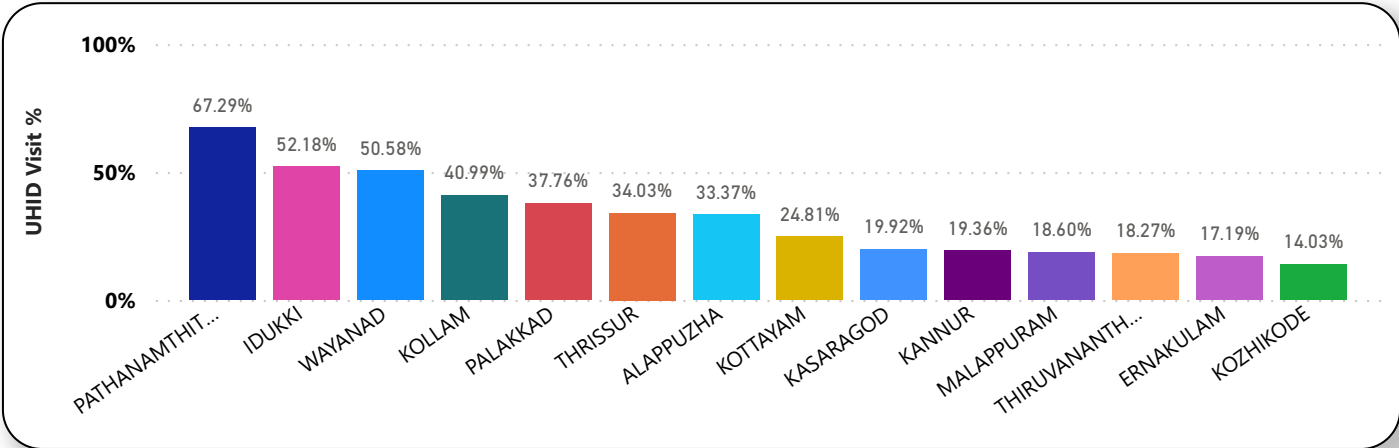
District	Institution Count	Institutions with Reception	% of institutions with Reception
ALAPPUZHA	31	31	100.00%
IDUKKI	19	19	100.00%
KOLLAM	30	30	100.00%
PALAKKAD	44	44	100.00%
PATHANAMTHITTA	19	18	94.74%
WAYANAD	16	15	93.75%
THIRUVANANTHAPURAM	102	95	93.14%
MALAPPURAM	53	47	88.68%
KANNUR	39	34	87.18%
KOTTAYAM	31	27	87.10%
KASARAGOD	23	20	86.96%
THRISSUR	69	58	84.06%
ERNAKULAM	47	38	80.85%
KOZHIKODE	54	41	75.93%

Hospital Name
GENERAL HOSPITAL KASARAGOD
FAMILY HEALTH CENTRE MADIKAI
DISTRICT HOSPITAL KANHANGAD

Institutions where the reception module is either not started or not using

3.2 e-Health Performance - UHID Visits

UHID Visit % is calculated as (UHID Visits / Total Visit) *100



Institutions based on UHID Visits

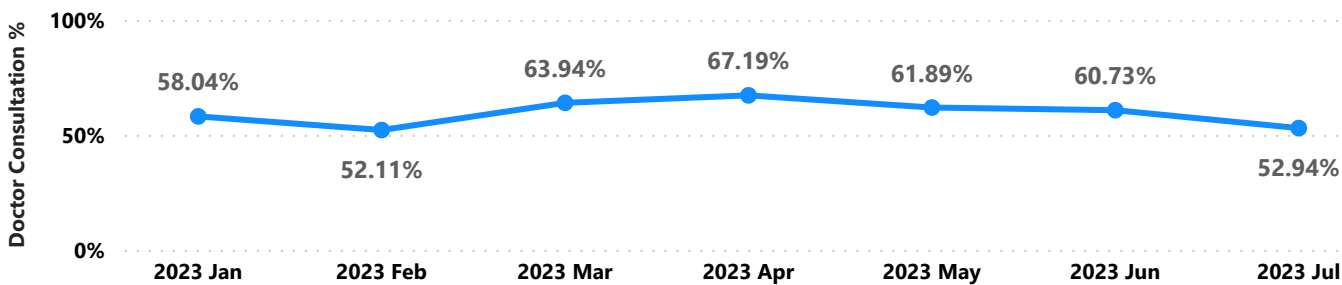
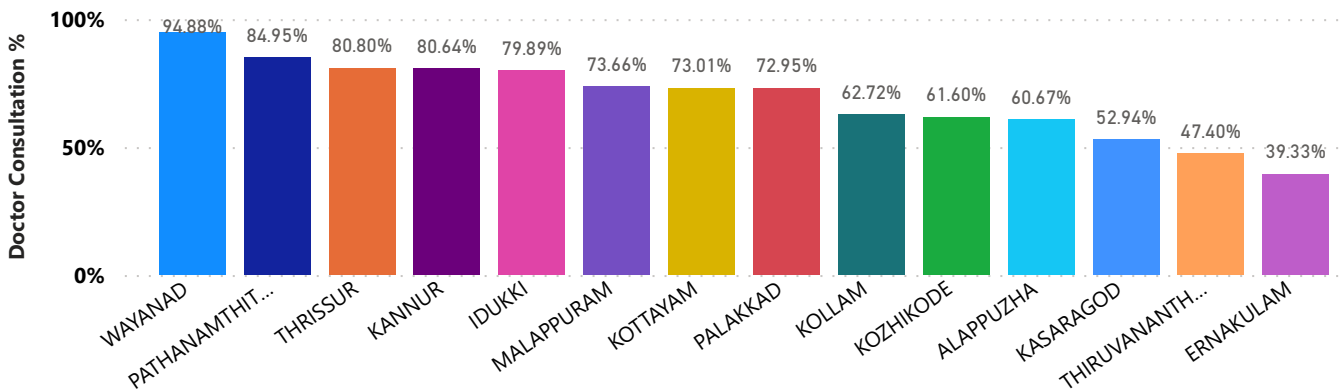
Institutions with atleast 100 UHID visits are listed here.

Hospital	UHID Visit %
Family Health Centre Ennappara	58.02%
Family Health Centre Kumbadaje	50.34%
Family Health Centre Narkilakkad	41.25%
Family Health Centre Valiyaparamaba	35.30%
Family Health Centre Ajanur	24.86%
Urban Primary Health Centre Nileshwaram	24.48%
Family Health Centre Mulleriya	23.84%
Family Health Centre Kayyur	21.62%
Family Health Centre Udma	21.16%
Family Health Centre Udumbanthala	20.48%

Hospital	UHID Visit %
Family Health Centre Chattanchal	7.54%
Family Health Centre Pallikkare	8.44%
Family Health Centre Mogralputhur	9.93%
Family Health Centre Karindalam	13.77%
Family Health Centre Panathur	16.34%
Family Health Centre Perla	17.47%
Family Health Centre Udumbanthala	20.48%
Family Health Centre Udma	21.16%
Family Health Centre Kayyur	21.62%
Family Health Centre Mulleriya	23.84%

3.3 e-Health Performance - Doctor Consultation

Consultation % is calculated as (Doctor Consultation / OP Visits) *100



Doctor Consultation Percentage in all Institutions

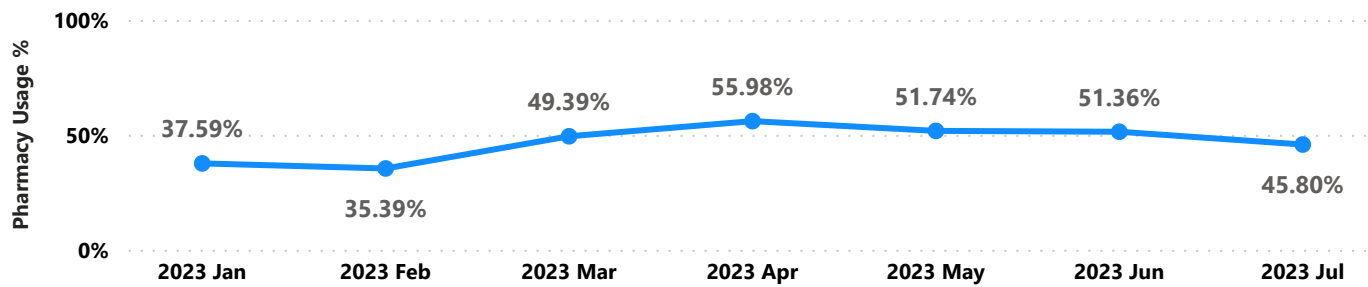
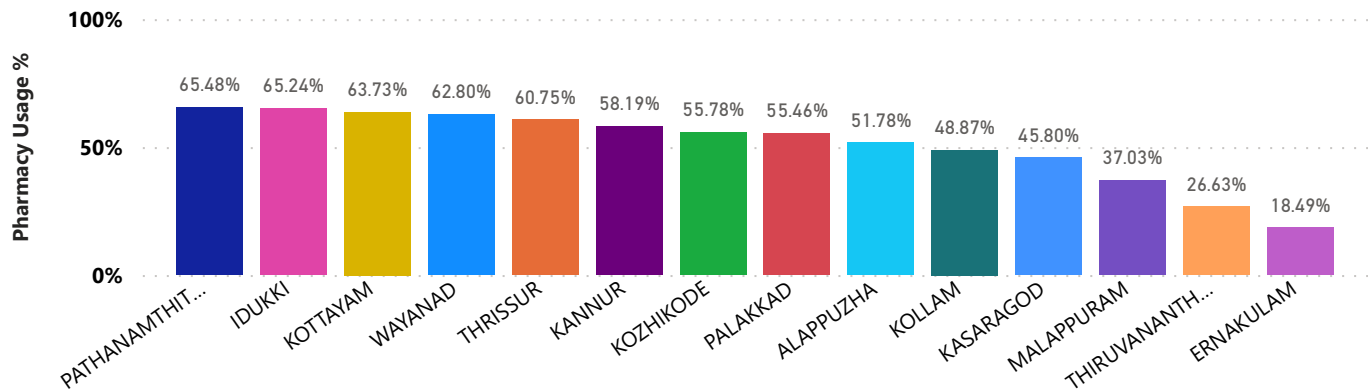
Institutions with atleast 100 UHID visits are listed here.

Hospital	Doctor Consultation %
Urban Primary Health Centre Nileshwaram	98.64%
Family Health Centre Kumbadaje	97.28%
Family Health Centre Mulleriya	96.81%
Family Health Centre Valiyaparamaba	94.88%
Family Health Centre Udumbanthala	92.34%
Family Health Centre Ajanur	88.66%
Family Health Centre Narkilakkad	84.19%
Family Health Centre Pallikkare	65.29%
Family Health Centre Kayyur	61.73%
Family Health Centre Ennappara	60.58%

Hospital	Doctor Consultation %
Family Health Centre Panathur	0.55%
Family Health Centre Karindalam	4.27%
Family Health Centre Mogralputhur	18.44%
Family Health Centre Chattanchal	26.78%
Family Health Centre Perla	41.09%
Family Health Centre Ennappara	60.58%
Family Health Centre Kayyur	61.73%
Family Health Centre Pallikkare	65.29%
Family Health Centre Narkilakkad	84.19%
Family Health Centre Ajanur	88.66%

3.4 e-Health Performance - Pharmacy Usage

Pharmacy % is calculated as (Pharmacy Prescriptions/ Total Visits) *100



Pharmacy Usage in all Institutions

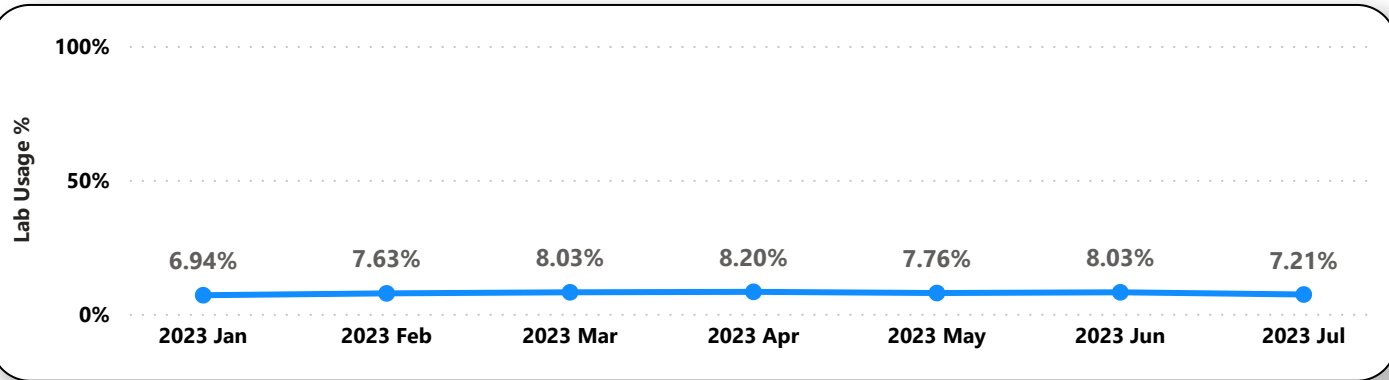
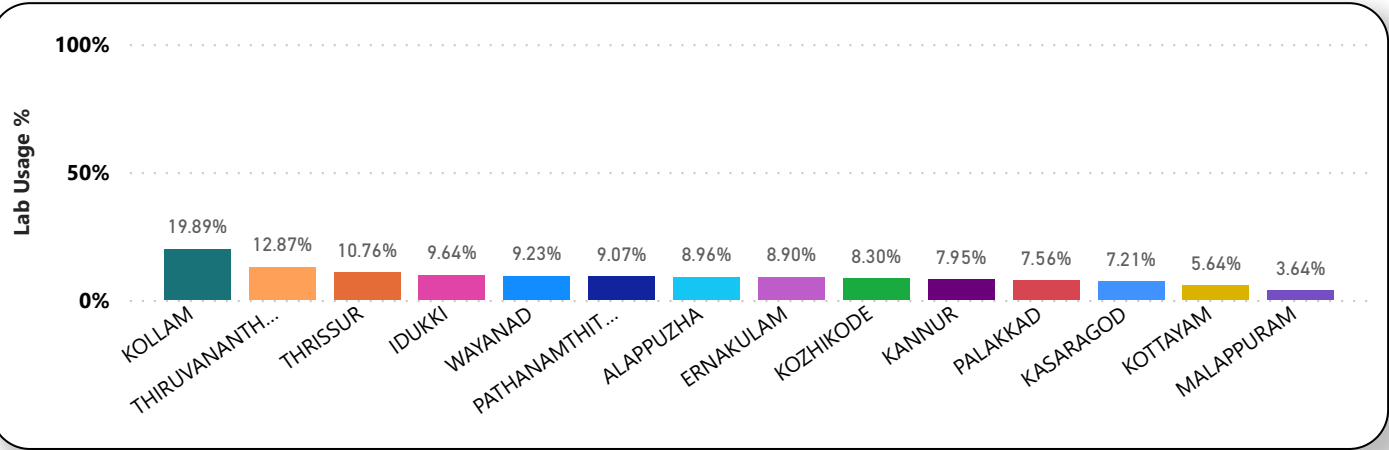
Institutions with atleast 100 UHID visits are listed here.

Hospital	Pharmacy Usage %
Family Health Centre Kumbadaje	89.62%
Family Health Centre Valiyaparamaba	86.21%
Urban Primary Health Centre Nileshwaram	85.03%
Family Health Centre Udumbanthala	81.55%
Family Health Centre Narkilakkad	80.93%
Family Health Centre Ajanur	79.13%
Family Health Centre Mulleriya	68.25%
Family Health Centre Pallikkare	60.73%
Family Health Centre Kayyur	58.91%
Family Health Centre Ennappara	46.35%

Hospital	Pharmacy Usage %
Family Health Centre Panathur	0.55%
Family Health Centre Karindalam	1.23%
Family Health Centre Mogralputhur	17.47%
Family Health Centre Chattanchal	22.36%
Family Health Centre Perla	36.01%
Family Health Centre Ennappara	46.35%
Family Health Centre Kayyur	58.91%
Family Health Centre Pallikkare	60.73%
Family Health Centre Mulleriya	68.25%
Family Health Centre Ajanur	79.13%

3.5 e-Health Performance - Lab Usage

Lab % is calculated as (Lab Prescriptions/ Total Visits) *100



Lab Usage in all Institutions

Institutions with atleast 100 UHID visits are listed here.

Hospital	Lab Usage %
Urban Primary Health Centre Nileshwaram	20.88%
Family Health Centre Kayyur	18.28%
Family Health Centre Perla	16.51%
Family Health Centre Udumbanthala	16.07%
Family Health Centre Ennappara	15.11%
Family Health Centre Mulleriya	14.09%
Family Health Centre Ajanur	9.31%
Family Health Centre Narkilakkad	8.68%
Family Health Centre Valiyaparamaba	6.78%
Family Health Centre Kumbadaje	3.32%
Family Health Centre Pallikkare	1.39%

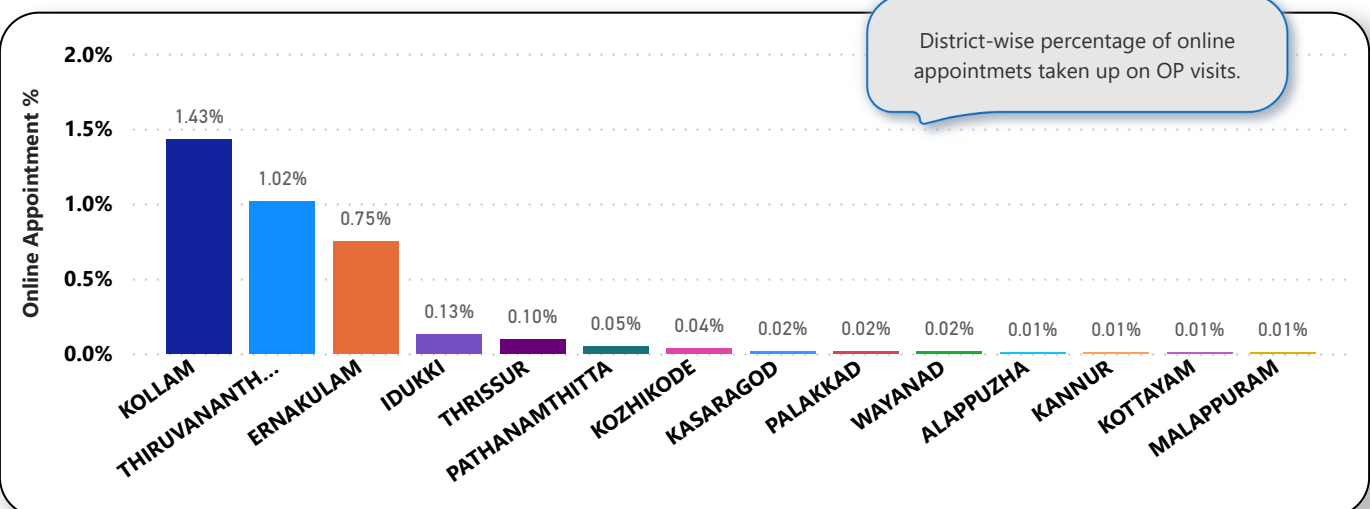
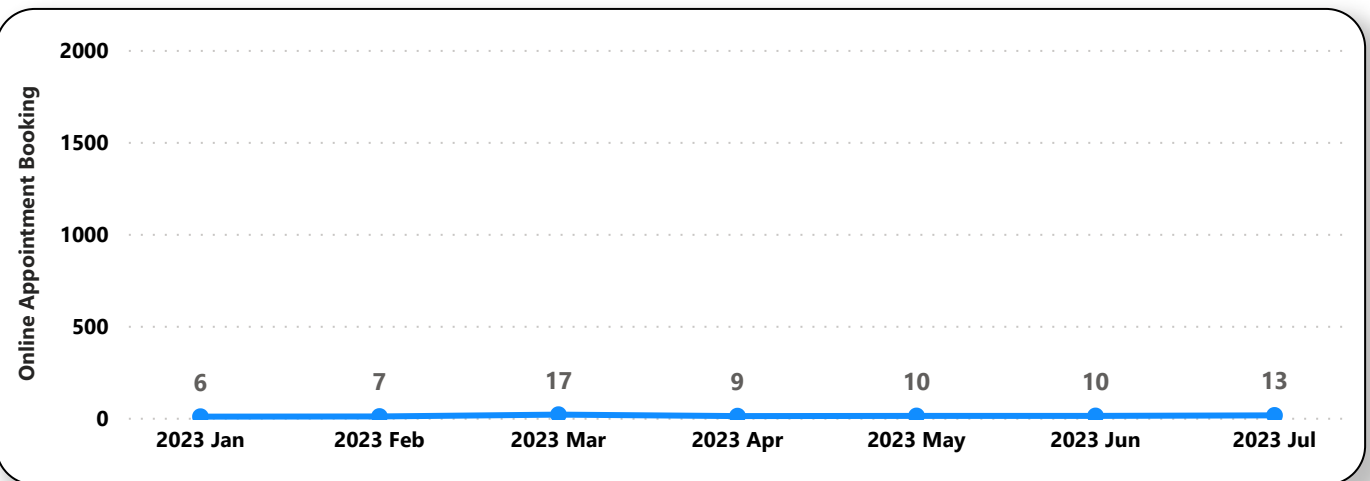
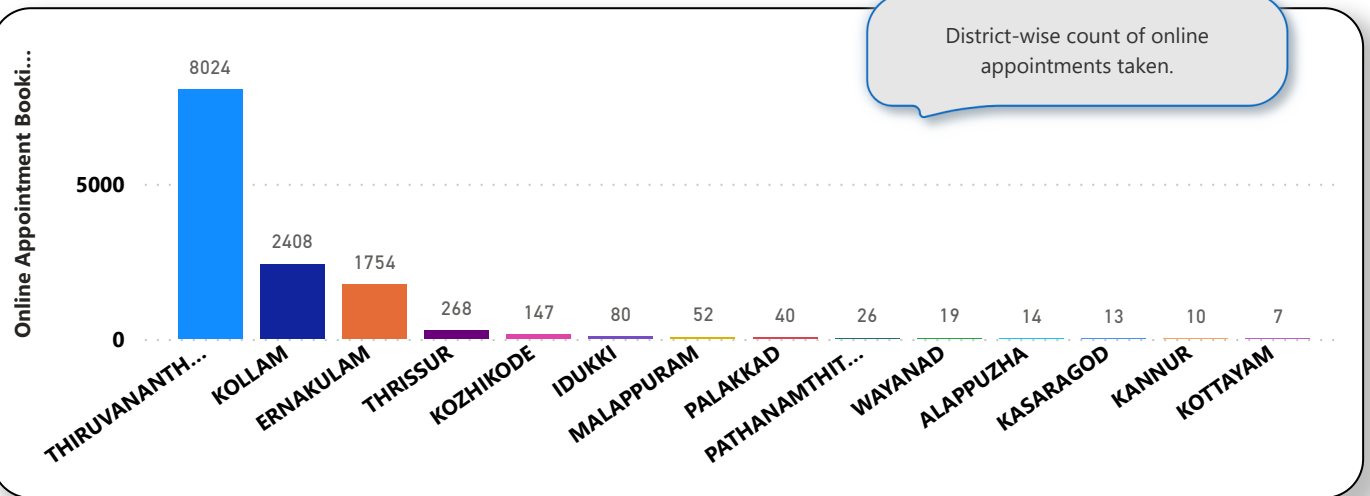
Hospital	Lab Usage %
Family Health Centre Karindalam	0.02%
Family Health Centre Mogralputhur	0.72%
Family Health Centre Chattanchal	0.97%
Family Health Centre Pallikkare	1.39%
Family Health Centre Kumbadaje	3.32%
Family Health Centre Valiyaparamaba	6.78%
Family Health Centre Narkilakkad	8.68%
Family Health Centre Ajanur	9.31%
Family Health Centre Mulleriya	14.09%
Family Health Centre Ennappara	15.11%
Family Health Centre Udumbanthala	16.07%

4. Status of Modules Usage in Hospitals

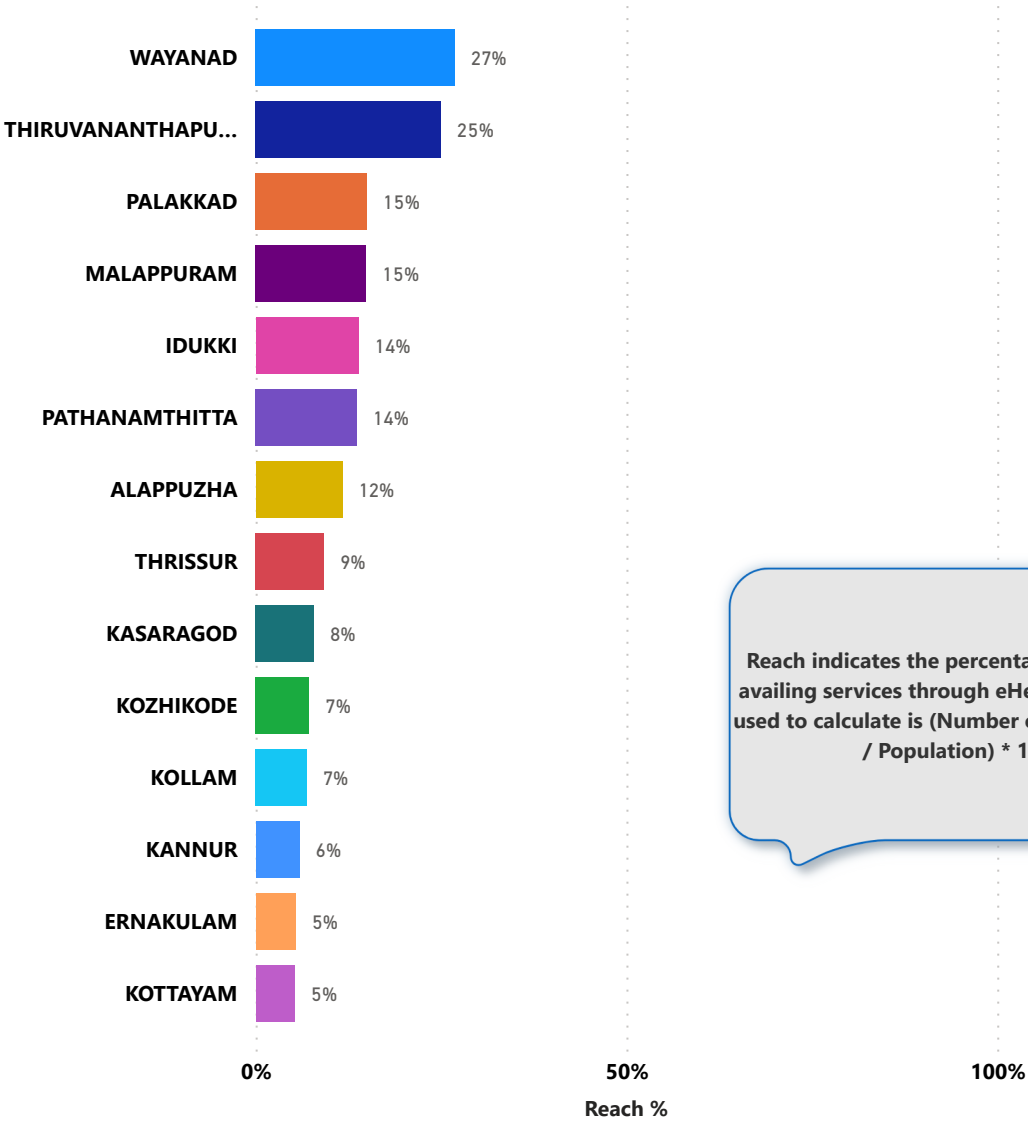
District wise status of live institutions and the count of various modules [Reception, OP Consultation, Lab, Pharmacy] started / functional.

District Name	Live Institutions	Reception	Consultation	Lab	Pharmacy
THIRUVANANTHAPURAM	106	99 (93.4%)	94 (88.7%)	80 (75.5%)	74 (69.8%)
THRISSUR	70	59 (84.3%)	57 (81.4%)	52 (74.3%)	53 (75.7%)
KOZHIKODE	56	43 (76.8%)	38 (67.9%)	38 (67.9%)	36 (64.3%)
MALAPPURAM	54	48 (88.9%)	47 (87.%)	31 (57.4%)	36 (66.7%)
ERNAKULAM	48	38 (79.2%)	33 (68.8%)	20 (41.7%)	17 (35.4%)
PALAKKAD	45	45 (100.%)	38 (84.4%)	34 (75.6%)	30 (66.7%)
KANNUR	40	35 (87.5%)	31 (77.5%)	27 (67.5%)	26 (65.%)
ALAPPUZHA	32	32 (100.%)	32 (100.%)	30 (93.8%)	30 (93.8%)
KOTTAYAM	32	28 (87.5%)	25 (78.1%)	20 (62.5%)	25 (78.1%)
KOLLAM	31	31 (100.%)	31 (100.%)	29 (93.5%)	29 (93.5%)
KASARAGOD	23	20 (87.%)	17 (73.9%)	12 (52.2%)	17 (73.9%)
PATHANAMTHITTA	20	19 (95.%)	16 (80.%)	11 (55.%)	13 (65.%)
IDUKKI	19	19 (100.%)	18 (94.7%)	16 (84.2%)	18 (94.7%)
WAYANAD	17	15 (88.2%)	15 (88.2%)	14 (82.4%)	15 (88.2%)
Total	593	531 (89.5%)	492 (83.%)	414 (69.8%)	419 (70.7%)

5. Online Appointment Booking in Hospitals (except Medical Colleges)



6. eHealth Performance - Reach



7. Public Health Survey Status

