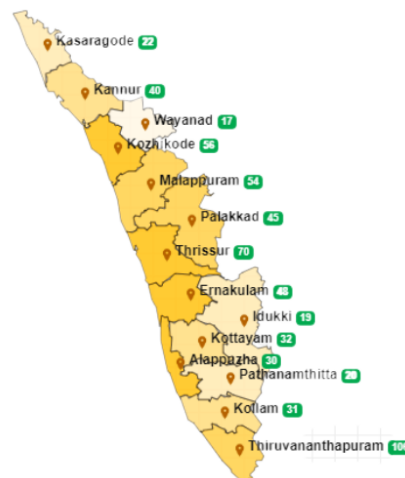


1. eHealth Kerala - Vital Statistics

| | |
|----------------------------------|----|
| Live Institutions | 45 |
| Medical College Hospitals | 1 |
| PHCs/FHCs | 41 |
| CHCs | 0 |
| DHs/GHs | 0 |
| PH Labs | 0 |
| Other(Inc UPHCs,Taluk Hospitals) | 3 |



2. Highlights



- The Palakkad district remains at position 5 in overall ranking based on district performance in providing eHealth services through all institutions except Medical Colleges.
- Reception module started in 44 of 44 institutions of the district.
- Palakkad district stands at 5th position in UHID Visits with 37.76%.



- The district is at last position in overall ranking based on district performance in providing eHealth services through all institutions except Medical Colleges.
- The district stands at position 8 in
 - OP Consultation with nearly 73%.
 - Pharmacy Usage 55.46 %.
- Palakkad district stands at 11th position in Lab Usage with 7.56%.
- The district is at position 9 in Online Appointment Booking percentage(0.02%) calculated upon OP visits.
- The district is at position 9 in house survey completion (0.77%) and at position 7 in member survey completion (0.07%).

3. eHealth - District Ranking Matrix Based on Performance of all Institutions (except Medical Colleges)

The ranking matrix showcase the district performance in providing eHealth services through all institutions (except Medical Colleges) based on six different parameters. These parameters include whether the reception module is started or not, UHID Visits, Doctor Consultation, Pharmacy Usage, Lab Usage and number of Live Institutions. Based on the ranking, the districts are classified into three broad categories, the best performing districts, the average performing districts and the low performing districts.

The best performing districts should strive to continue to remain in the same position, whereas the average performing as well as the low performing districts should strive to reach to the 'top four' league.

The ranking matrix for the month of July '23 is given below:

| Rank | District |
|------|--------------------------------------|
| 1 | PATHANAMTHITTA, WAYANAD |
| 2 | IDUKKI |
| 3 | THRISSUR |
| 4 | KOLLAM |
| 5 | ALAPPUZHA, PALAKKAD |
| 6 | THIRUVANANTHAPURAM, KANNUR, KOTTAYAM |
| 7 | KASARAGOD, KOZHIKODE |
| 8 | ERNAKULAM |
| 9 | MALAPPURAM |

- Best performing
- Average performing
- Low performing

3. eHealth - Institution Level Ranking (except Medical Colleges)

| Hospital | Rank |
|--|------|
| Family Health Centre Kavassery | 1 |
| Family Health Centre Keralassery | 1 |
| Family Health Centre Kizhakkencherry | 1 |
| Family Health Centre Kuthanur | 1 |
| Family Health Centre Mankara | 1 |
| Family Health Centre Mannur | 1 |
| Family Health Centre Ozhalapathy | 1 |
| Family Health Centre Kanjirapuzha | 2 |
| Family Health Centre Kumbidi | 2 |
| Family Health Centre Mathur | 2 |
| Family Health Centre Nellaya | 2 |
| Family Health Centre Peruvemba | 2 |
| Family Health Centre Vandazhy | 2 |
| Family Health Centre Vannamada | 2 |
| Urban Primary Health Centre Kulappully | 2 |
| Family Health Centre Sreekrishnapuram | 3 |
| Family Health Centre Vaniyamkulam | 3 |
| Family Health Centre Adakkaputhur | 4 |
| Family Health Centre Anakkatty | 4 |
| Family Health Centre Ayalur | 4 |
| Family Health Centre Kalladikode | 4 |
| Family Health Centre Kappoor | 4 |
| Family Health Centre Parali | 4 |
| Family Health Centre Pattithara | 4 |
| Family Health Centre Pookkottukavu | 4 |
| Family Health Centre Puthucode | 4 |
| Family Health Centre Kollengode | 5 |

| Hospital | Rank |
|--|------|
| Family Health Centre Chalavara | 12 |
| Family Health Centre Kottopadam | 12 |
| Family Health Centre Muthalamada | 12 |
| Family Health Centre Vellinezhi | 12 |
| Government Tribal Speciality Hospital Kottathara | 12 |
| Family Health Centre Vadavannur | 11 |
| Family Health Centre Karakurissi | 10 |
| Family Health Centre Elambulassery | 9 |
| Family Health Centre Pallassana | 9 |
| Family Health Centre Puduppariyaram | 9 |
| Family Health Centre Peringottukurissi | 8 |
| Family Health Centre Nanniode | 7 |
| Family Health Centre Kumaranellur | 6 |
| Family Health Centre Kollengode | 5 |
| Family Health Centre Kunissery | 5 |
| Family Health Centre Pallippuram | 5 |
| Family Health Centre Pudur | 5 |
| Urban Primary Health Centre Diara Street | 5 |
| Family Health Centre Adakkaputhur | 4 |
| Family Health Centre Anakkatty | 4 |
| Family Health Centre Ayalur | 4 |
| Family Health Centre Kalladikode | 4 |
| Family Health Centre Kappoor | 4 |
| Family Health Centre Parali | 4 |
| Family Health Centre Pattithara | 4 |
| Family Health Centre Pookkottukavu | 4 |

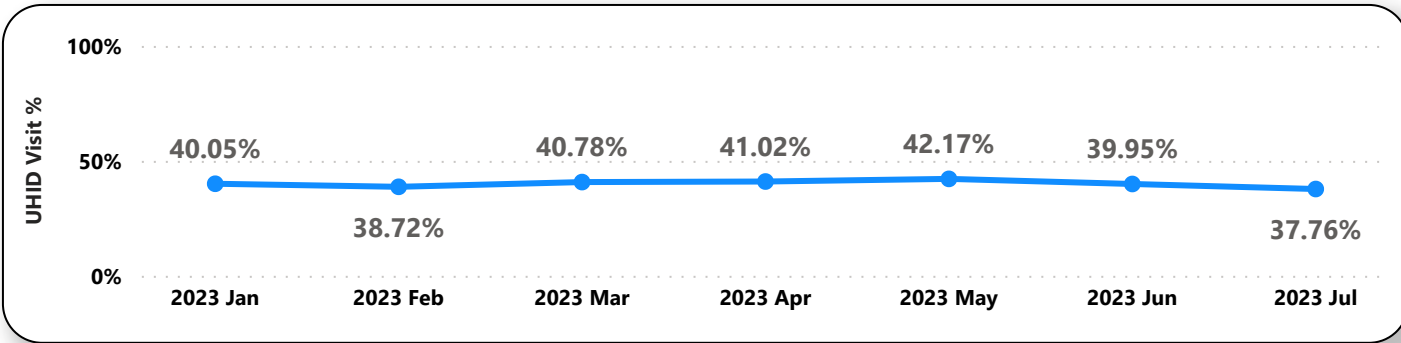
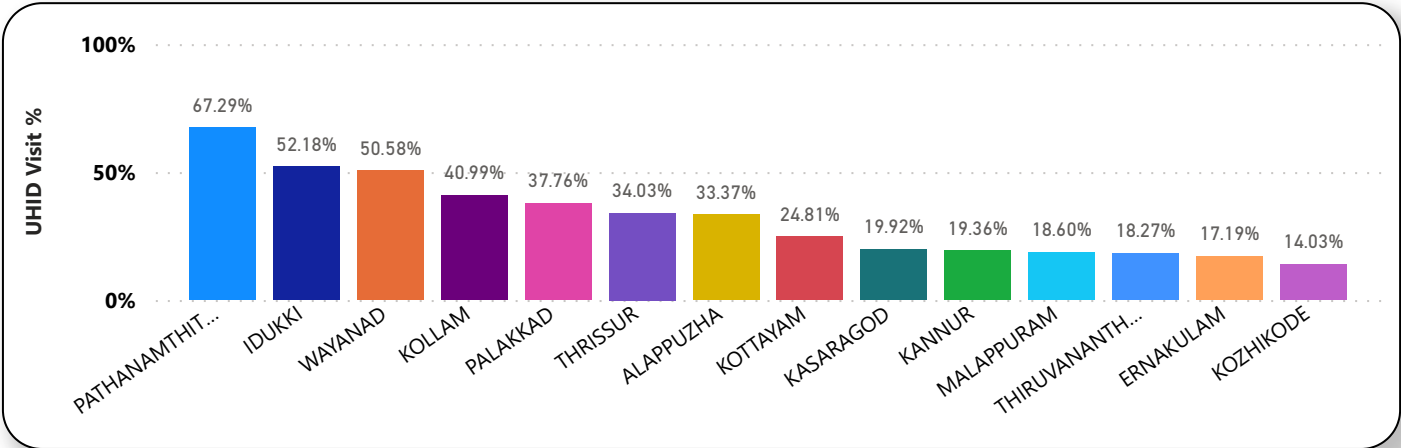
3.1 eHealth Performance - Reception Module

Reception Module is considered to be functional in an institution only if the number of total visits for the month is of minimum 500.

| District | Institution Count | Institutions with Reception | % of institutions with Reception |
|--------------------|-------------------|-----------------------------|----------------------------------|
| ALAPPUZHA | 31 | 31 | 100.00% |
| IDUKKI | 19 | 19 | 100.00% |
| KOLLAM | 30 | 30 | 100.00% |
| PALAKKAD | 44 | 44 | 100.00% |
| PATHANAMTHITTA | 19 | 18 | 94.74% |
| WAYANAD | 16 | 15 | 93.75% |
| THIRUVANANTHAPURAM | 102 | 95 | 93.14% |
| MALAPPURAM | 53 | 47 | 88.68% |
| KANNUR | 39 | 34 | 87.18% |
| KOTTAYAM | 31 | 27 | 87.10% |
| KASARAGOD | 23 | 20 | 86.96% |
| THRISSUR | 69 | 58 | 84.06% |
| ERNAKULAM | 47 | 38 | 80.85% |
| KOZHIKODE | 54 | 41 | 75.93% |

3.2 e-Health Performance - UHID Visits

UHID Visit % is calculated as (UHID Visits / Total Visit) *100



Institutions based on UHID Visits

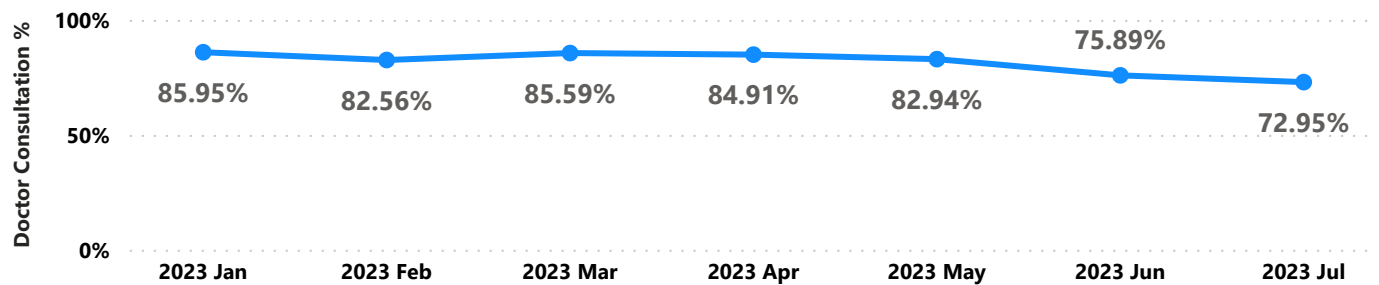
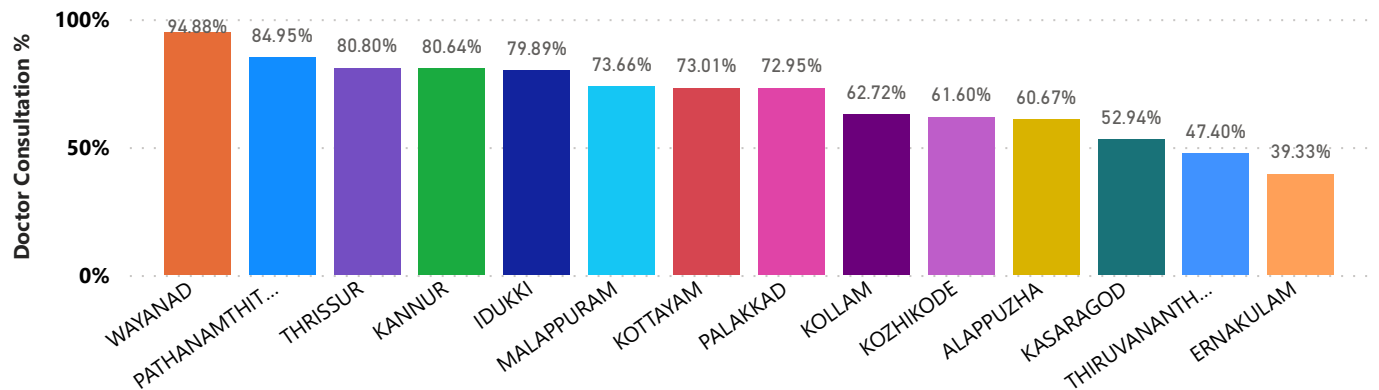
Institutions with atleast 100 UHID visits are listed here.

| Hospital | UHID Visit % |
|--------------------------------------|--------------|
| Family Health Centre Kavassery | 89.28% |
| Family Health Centre Mannur | 84.53% |
| Family Health Centre Pallippuram | 80.06% |
| Family Health Centre Kizhakkencherry | 76.79% |
| Family Health Centre Kuthanur | 72.48% |
| Family Health Centre Keralassery | 68.44% |
| Family Health Centre Ozhalapathy | 66.61% |
| Family Health Centre Vaniyamkulam | 66.34% |
| Family Health Centre Ayalur | 64.44% |
| Family Health Centre Pudukkottai | 61.76% |

| Hospital | UHID Visit % |
|--|--------------|
| Family Health Centre Kalladikode | 4.11% |
| Family Health Centre Pallassana | 4.40% |
| Family Health Centre Chalavara | 4.73% |
| Family Health Centre Kottopadam | 5.22% |
| Family Health Centre Vellinezhi | 5.44% |
| Government Tribal Speciality Hospital Kottathara | 6.87% |
| Family Health Centre Kollengode | 10.16% |
| Family Health Centre Muthalamada | 12.01% |
| Family Health Centre Kappoor | 13.83% |
| Family Health Centre Pudukkottai | 15.04% |

3.3 e-Health Performance - Doctor Consultation

Consultation % is calculated as (Doctor Consultation / OP Visits) *100



Doctor Consultation Percentage in all Institutions

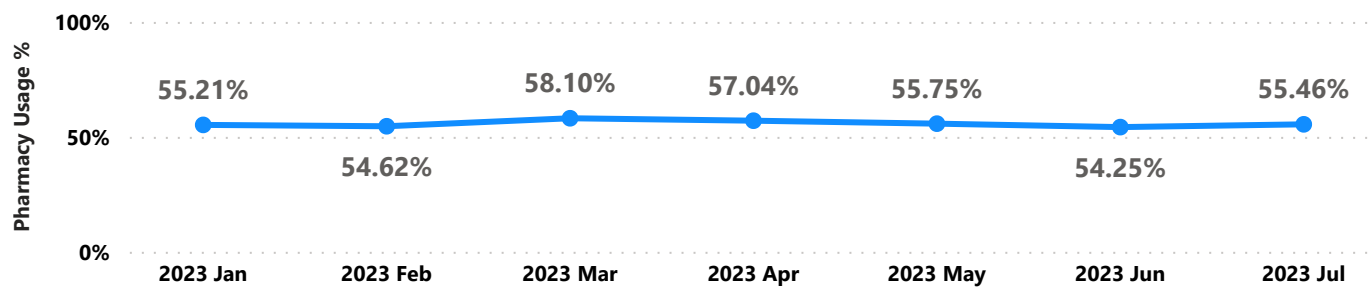
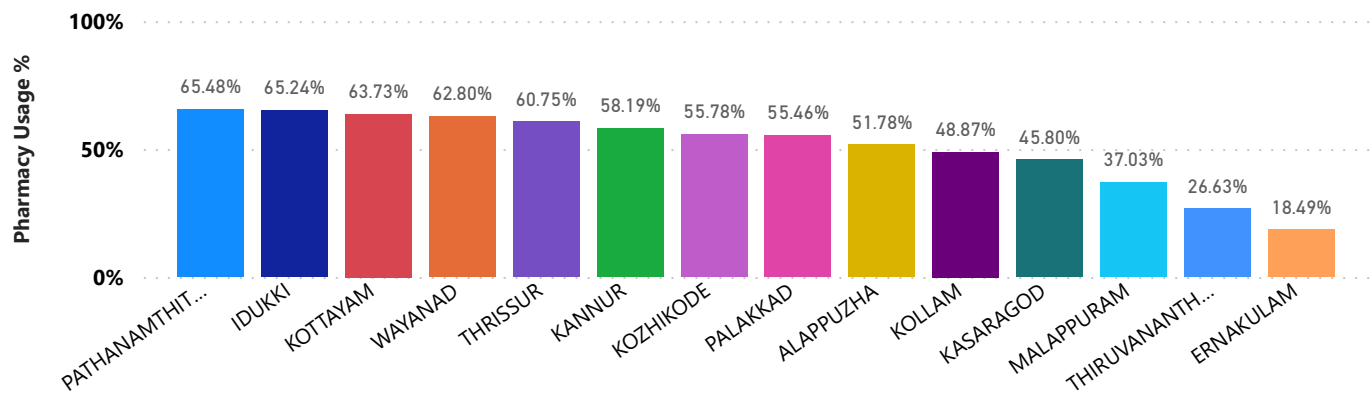
Institutions with atleast 100 UHID visits are listed here.

| Hospital | Doctor Consultation % |
|--|-----------------------|
| Family Health Centre Ozhalapathy | 99.97% |
| Family Health Centre Vaniyamkulam | 99.82% |
| Family Health Centre Peruvemba | 99.72% |
| Family Health Centre Adakkaputhur | 99.68% |
| Family Health Centre Pookkottukavu | 99.52% |
| Family Health Centre Sreekrishnapuram | 99.44% |
| Family Health Centre Pattithara | 99.41% |
| Family Health Centre Nellaya | 99.32% |
| Urban Primary Health Centre Diara Street | 99.26% |
| Family Health Centre Kalladikode | 99.20% |

| Hospital | Doctor Consultation % |
|--|-----------------------|
| Family Health Centre Chalavara | 17.87% |
| Family Health Centre Peringottukurissi | 35.91% |
| Family Health Centre Nanniode | 51.24% |
| Family Health Centre Puthucode | 86.99% |
| Family Health Centre Pallassana | 87.63% |
| Family Health Centre Pallippuram | 88.03% |
| Family Health Centre Kollengode | 89.36% |
| Family Health Centre Kumaranellur | 89.45% |
| Family Health Centre Parali | 92.43% |
| Urban Primary Health Centre Kulappully | 93.52% |

3.4 e-Health Performance - Pharmacy Usage

Pharmacy % is calculated as (Pharmacy Prescriptions/ Total Visits) *100



Pharmacy Usage in all Institutions

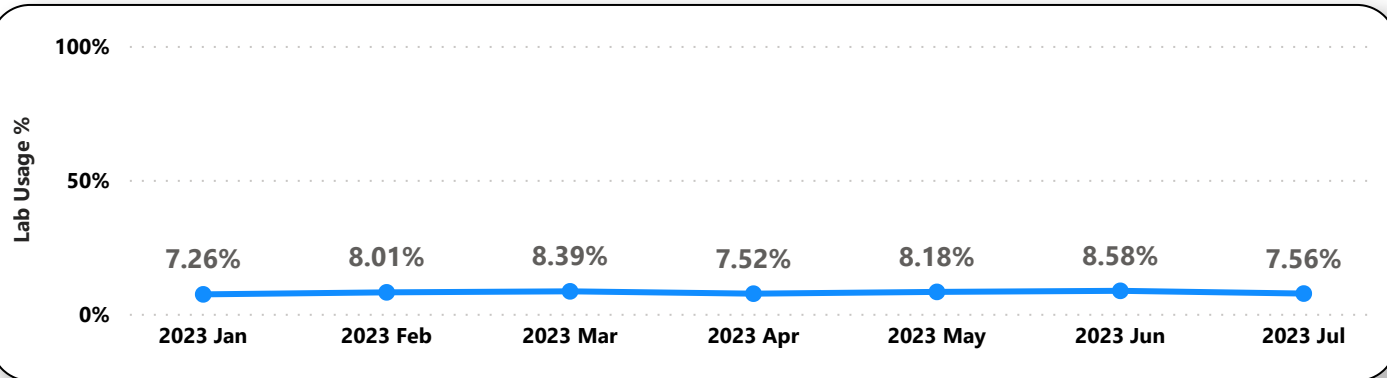
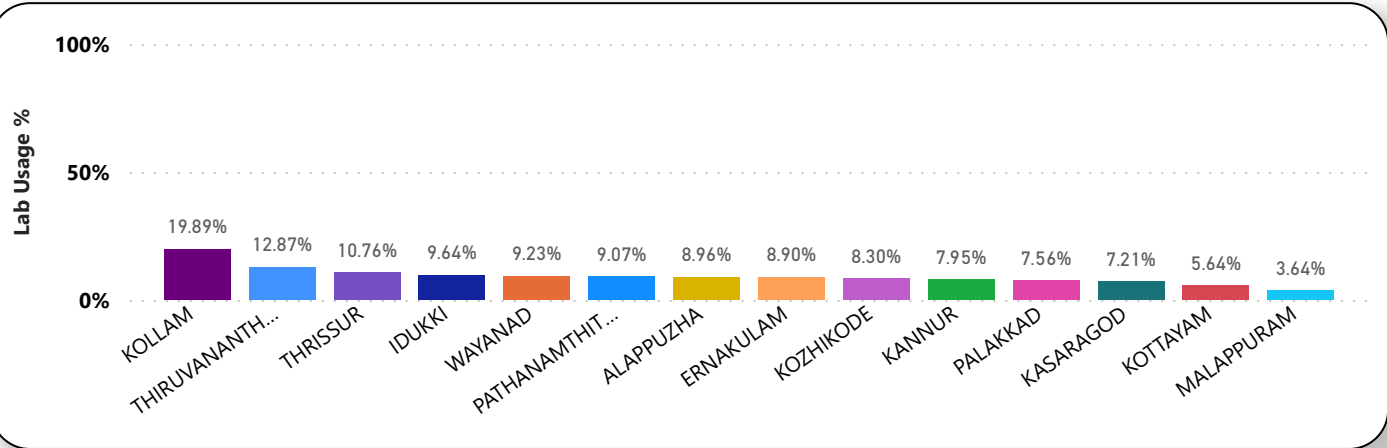
Institutions with atleast 100 UHID visits are listed here.

| Hospital | Pharmacy Usage % |
|------------------------------------|------------------|
| Family Health Centre Pattithara | 94.95% |
| Family Health Centre Vaniyamkulam | 94.47% |
| Family Health Centre Kalladikode | 94.43% |
| Family Health Centre Kappoor | 93.88% |
| Family Health Centre Adakkaputhur | 93.68% |
| Family Health Centre Kavassery | 93.14% |
| Family Health Centre Pookkottukavu | 92.60% |
| Family Health Centre Nellore | 92.54% |
| Family Health Centre Kuthanur | 91.93% |
| Family Health Centre Ozhalapathy | 91.10% |

| Hospital | Pharmacy Usage % |
|--|------------------|
| Family Health Centre Ayalur | 0.06% |
| Family Health Centre Chalavara | 0.08% |
| Family Health Centre Peringottukurissi | 3.92% |
| Urban Primary Health Centre Diara Street | 17.04% |
| Family Health Centre Parali | 54.56% |
| Family Health Centre Pallippuram | 63.45% |
| Family Health Centre Puthucode | 79.96% |
| Urban Primary Health Centre Kulappully | 80.79% |
| Family Health Centre Pudur | 85.91% |
| Family Health Centre Mathur | 85.94% |

3.5 e-Health Performance - Lab Usage

Lab % is calculated as (Lab Prescriptions/ Total Visits) *100



Lab Usage in all Institutions

Institutions with atleast 100 UHID visits are listed here.

| Hospital | Lab Usage % |
|--|-------------|
| Family Health Centre Kanjirapuzha | 20.41% |
| Family Health Centre Kalladikode | 16.28% |
| Family Health Centre Vannamada | 16.04% |
| Family Health Centre Ozhalapathy | 14.66% |
| Family Health Centre Peringottukurissi | 14.31% |
| Urban Primary Health Centre Kulappully | 13.84% |
| Family Health Centre Adakkaputhur | 12.74% |
| Family Health Centre Kizhakkencherry | 12.43% |
| Family Health Centre Pattithara | 12.20% |
| Family Health Centre Kunissery | 12.10% |
| Family Health Centre Mannur | 12.04% |

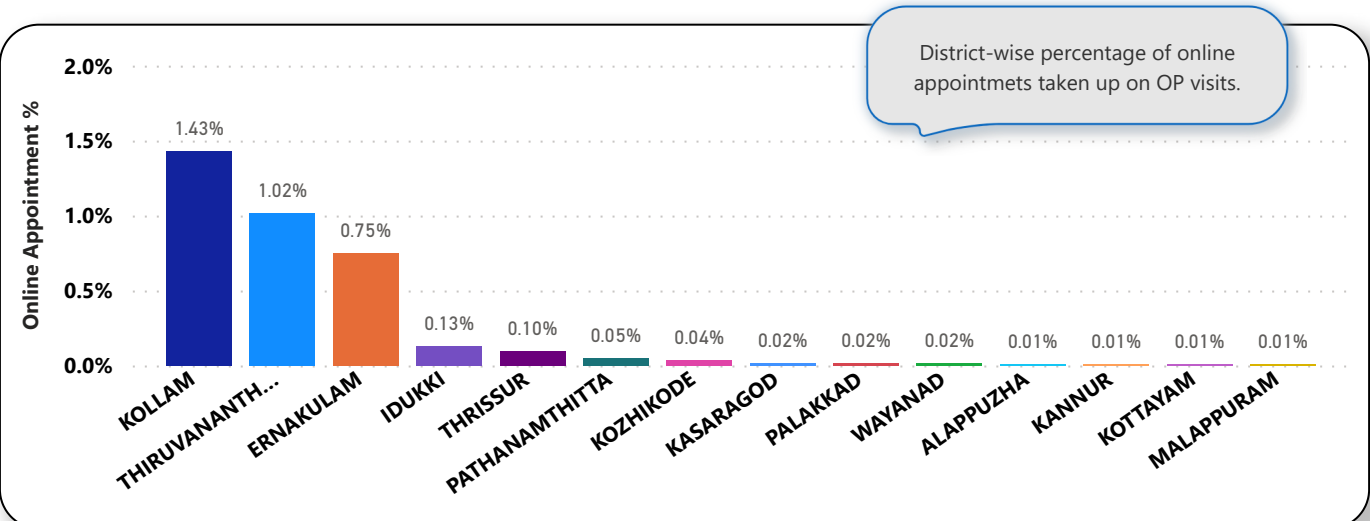
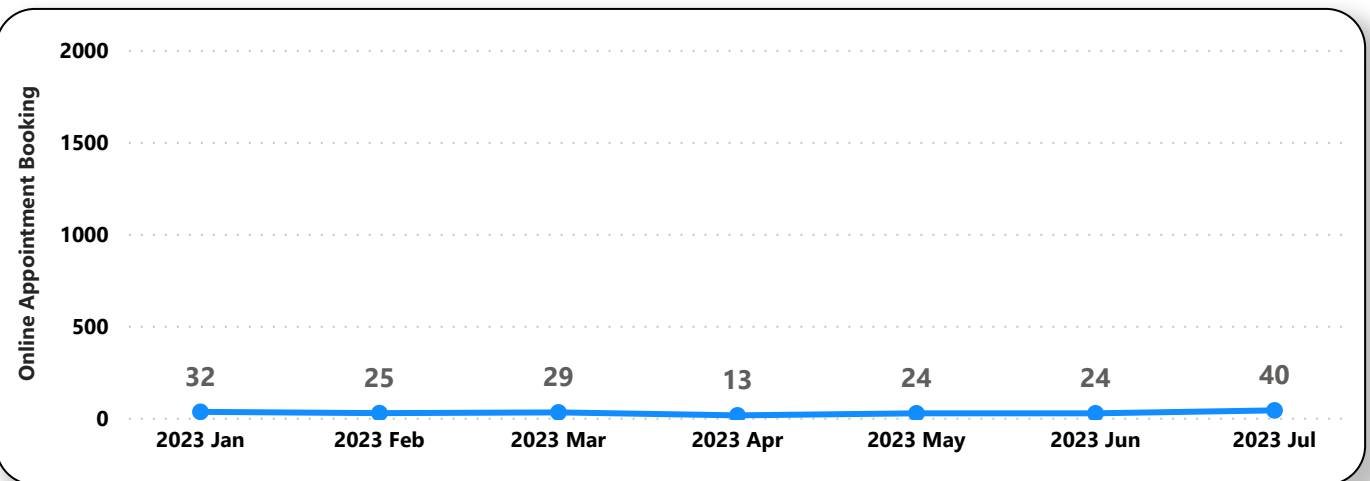
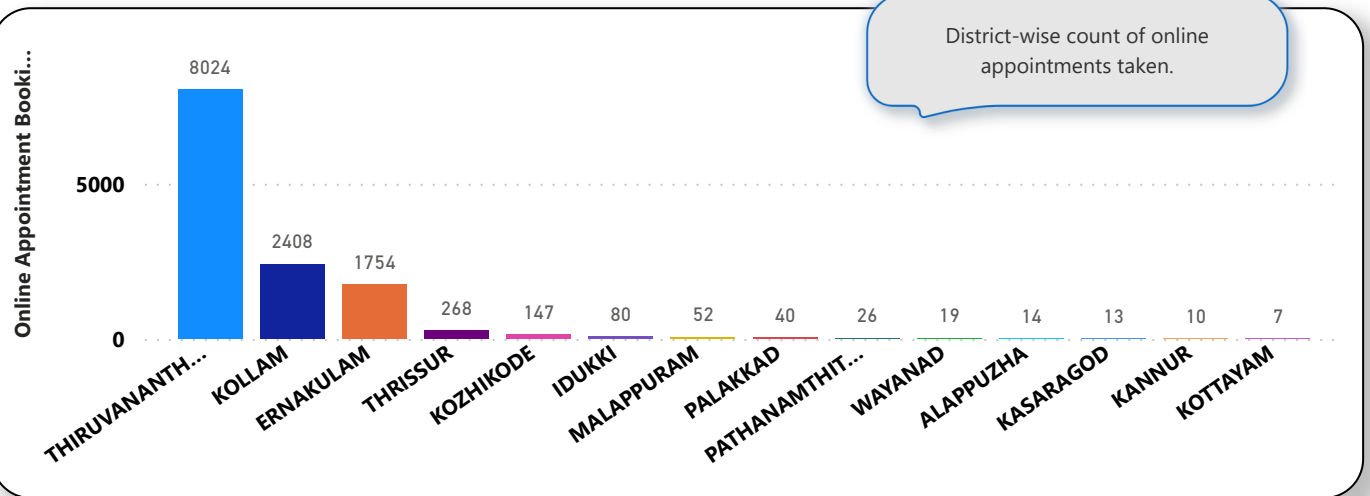
| Hospital | Lab Usage % |
|-------------------------------------|-------------|
| Family Health Centre Puduppariyaram | 0.03% |
| Family Health Centre Chalavara | 0.37% |
| Family Health Centre Kumaranellur | 2.40% |
| Family Health Centre Pallippuram | 4.16% |
| Family Health Centre Pallassana | 4.48% |
| Family Health Centre Vaniyamkulam | 4.77% |
| Family Health Centre Pudur | 5.29% |
| Family Health Centre Nellore | 6.06% |
| Family Health Centre Keralassery | 6.49% |
| Family Health Centre Nannode | 6.66% |
| Family Health Centre Kollengode | 7.06% |

4. Status of Modules Usage in Hospitals

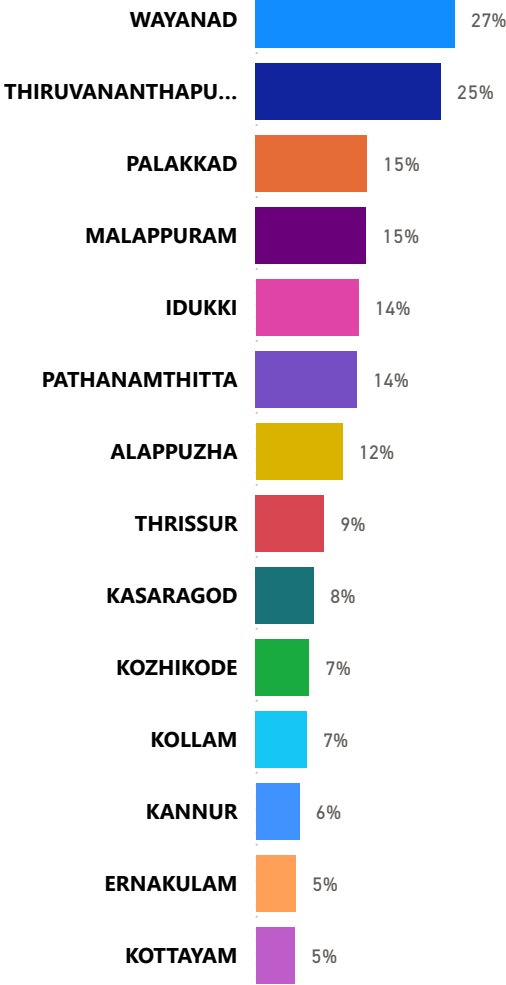
District wise status of live institutions and the count of various modules [Reception, OP Consultation, Lab, Pharmacy] started / functional.

| District Name | Live Institutions | Reception | Consultation | Lab | Pharmacy |
|--------------------|-------------------|-------------|--------------|-------------|-------------|
| THIRUVANANTHAPURAM | 106 | 99 (93.4%) | 94 (88.7%) | 80 (75.5%) | 74 (69.8%) |
| THRISSUR | 70 | 59 (84.3%) | 57 (81.4%) | 52 (74.3%) | 53 (75.7%) |
| KOZHIKODE | 56 | 43 (76.8%) | 38 (67.9%) | 38 (67.9%) | 36 (64.3%) |
| MALAPPURAM | 54 | 48 (88.9%) | 47 (87.%) | 31 (57.4%) | 36 (66.7%) |
| ERNAKULAM | 48 | 38 (79.2%) | 33 (68.8%) | 20 (41.7%) | 17 (35.4%) |
| PALAKKAD | 45 | 45 (100.%) | 38 (84.4%) | 34 (75.6%) | 30 (66.7%) |
| KANNUR | 40 | 35 (87.5%) | 31 (77.5%) | 27 (67.5%) | 26 (65.%) |
| ALAPPUZHA | 32 | 32 (100.%) | 32 (100.%) | 30 (93.8%) | 30 (93.8%) |
| KOTTAYAM | 32 | 28 (87.5%) | 25 (78.1%) | 20 (62.5%) | 25 (78.1%) |
| KOLLAM | 31 | 31 (100.%) | 31 (100.%) | 29 (93.5%) | 29 (93.5%) |
| KASARAGOD | 23 | 20 (87.%) | 17 (73.9%) | 12 (52.2%) | 17 (73.9%) |
| PATHANAMTHITTA | 20 | 19 (95.%) | 16 (80.%) | 11 (55.%) | 13 (65.%) |
| IDUKKI | 19 | 19 (100.%) | 18 (94.7%) | 16 (84.2%) | 18 (94.7%) |
| WAYANAD | 17 | 15 (88.2%) | 15 (88.2%) | 14 (82.4%) | 15 (88.2%) |
| Total | 593 | 531 (89.5%) | 492 (83.%) | 414 (69.8%) | 419 (70.7%) |

5. Online Appointment Booking in Hospitals (except Medical Colleges)



6. eHealth Performance - Reach



Reach indicates the percentage of population availing services through eHealth. The formula used to calculate is (Number of UHID registered / Population) * 100 %.

7. Public Health Survey Status

