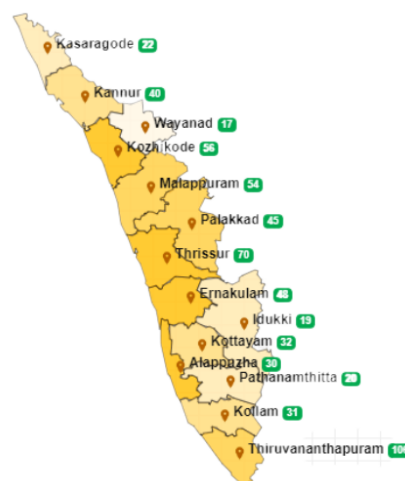


1. eHealth Kerala - Vital Statistics

Live Institutions	20
Medical College Hospitals	1
PHCs/FHCs	17
CHCs	0
DHs/GHs	1
PH Labs	0
Other(Inc UPHCs,Taluk Hospitals)	1



2. Highlights



- The district remains at position 1 in overall ranking based on district performance in providing eHealth services through all institutions **except Medical Colleges**.
- Reception module started in 18 of 19 Institutions.
- The district remains at position 1 in UHID Visits with nearly 67%.
- The district is at position 2 in OP consultation with 85%.
- The district is at position 1 in Pharmacy Usage with 65%.



- The district is at position 6 in the Online Appointment Booking percentage (0.05%) calculated upon OP visits.
- District is at Position 4 in the reach which indicates the percentage of population availing the services from eHealth.
- The district is at position 6 in house survey completion (3.36%) and member survey completion (0.11%).

3. eHealth - District Ranking Matrix Based on Performance of all Institutions (except Medical Colleges)

The ranking matrix showcase the district performance in providing eHealth services through all institutions (except Medical Colleges) based on six different parameters. These parameters include whether the reception module is started or not, UHID Visits, Doctor Consultation, Pharmacy Usage, Lab Usage and number of Live Institutions. Based on the ranking, the districts are classified into three broad categories, the best performing districts, the average performing districts and the low performing districts.

The best performing districts should strive to continue to remain in the same position, whereas the average performing as well as the low performing districts should strive to reach to the 'top four' league.

The ranking matrix for the month of July '23 is given below:

Rank	District
1	PATHANAMTHITTA, WAYANAD
2	IDUKKI
3	THRISSUR
4	KOLLAM
5	ALAPPUZHA, PALAKKAD
6	THIRUVANANTHAPURAM, KANNUR, KOTTAYAM
7	KASARAGOD, KOZHIKODE
8	ERNAKULAM
9	MALAPPURAM

- Best performing
- Average performing
- Low performing

3. eHealth - Institution Level Ranking (except Medical Colleges)

Hospital	Rank
Family Health Centre Chenneerkara	1
Family Health Centre Ezhamkulam	1
Family Health Centre Kadammanitta	1
Family Health Centre Koipuram	1
Family Health Centre Pallickal	1
Family Health Centre Thannithode	1
Family Health Centre Chandanappally	2
Family Health Centre Mezhuveli	2
Family Health Centre Othara	2
Family Health Centre Pandalam	3
Family Health Centre Kottangal	4
Family Health Centre Naranammoozhy	4
Family Health Centre Vadasserikkara	4
Urban Family Health Centre Thiruvalla	4
Family Health Centre Anicadu	5
Family Health Centre Niranam	5
Family Health Centre Chittar	6
Family Health Centre Vechoochira	7

3.1 eHealth Performance - Reception Module

Reception Module is considered to be functional in an institution only if the number of total visits for the month is of minimum 500.

District	Institution Count	Institutions with Reception	% of institutions with Reception
ALAPPUZHA	31	31	100.00%
IDUKKI	19	19	100.00%
KOLLAM	30	30	100.00%
PALAKKAD	44	44	100.00%
PATHANAMTHITTA	19	18	94.74%
WAYANAD	16	15	93.75%
THIRUVANANTHAPURAM	102	95	93.14%
MALAPPURAM	53	47	88.68%
KANNUR	39	34	87.18%
KOTTAYAM	31	27	87.10%
KASARAGOD	23	20	86.96%
THRISSUR	69	58	84.06%
ERNAKULAM	47	38	80.85%
KOZHIKODE	54	41	75.93%

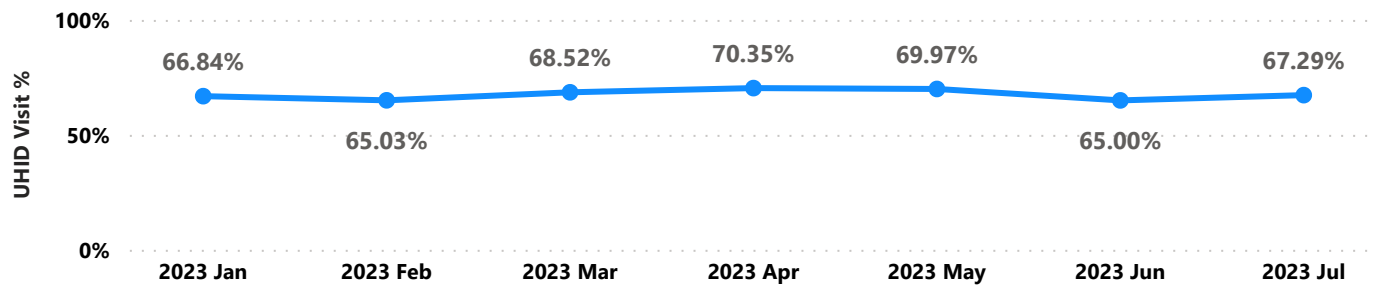
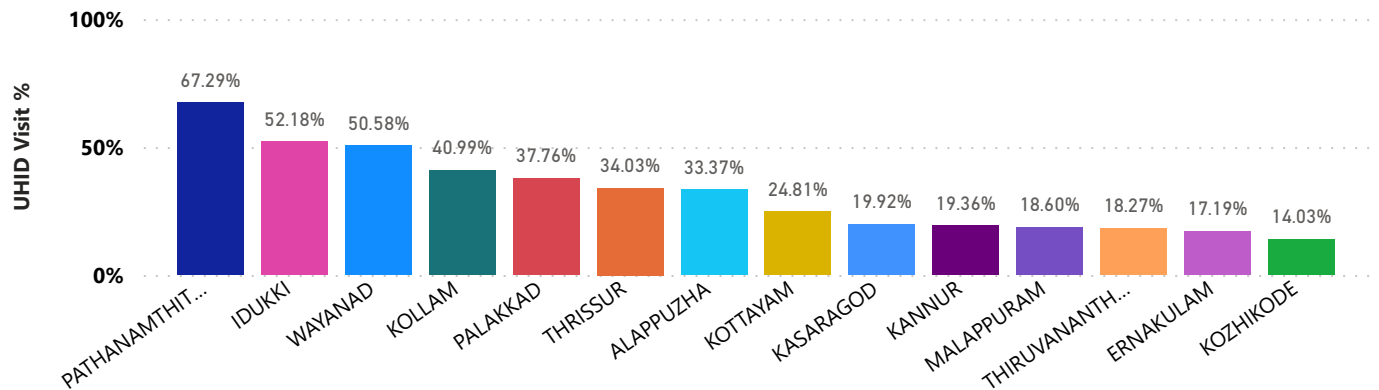
Hospital Name

GENERAL HOSPITAL PATHANAMTHITTA

Institutions where the reception module is either not started or not using

3.2 e-Health Performance - UHID Visits

UHID Visit % is calculated as (UHID Visits / Total Visit) *100



Institutions based on UHID Visits

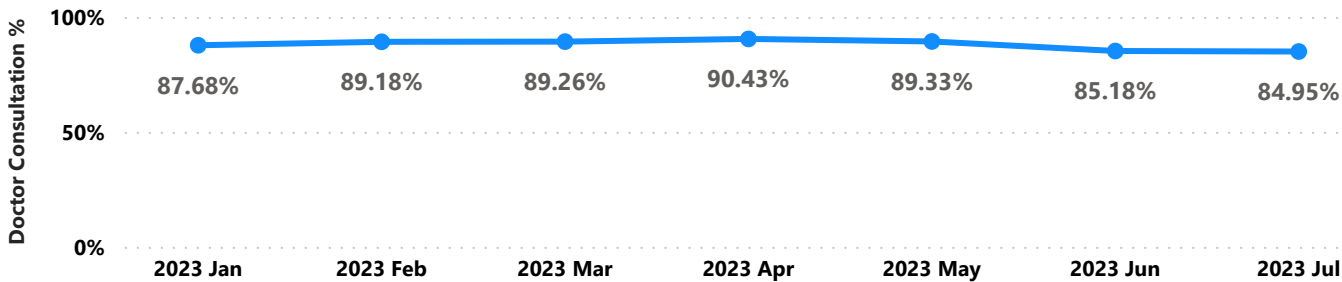
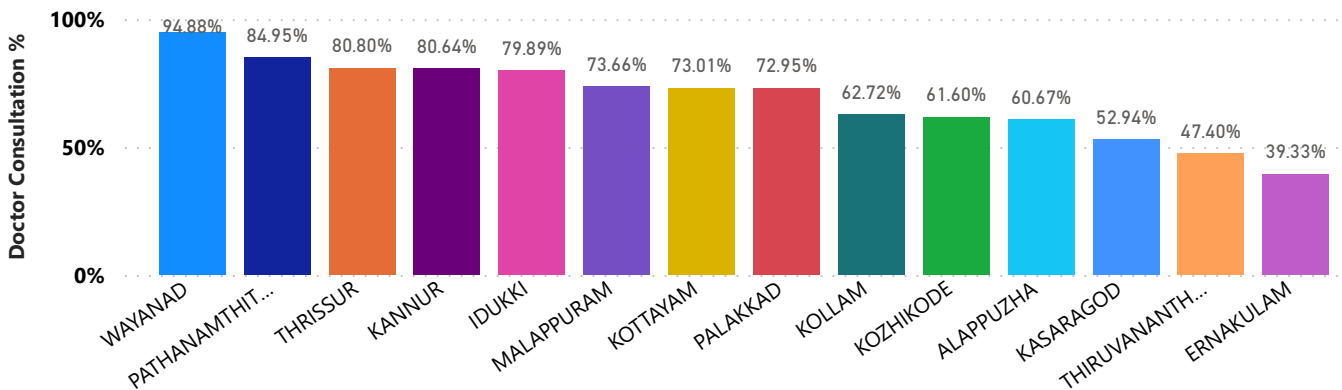
Institutions with atleast 100 UHID visits are listed here.

Hospital	UHID Visit %
Family Health Centre Vadasserikkara	89.15%
Family Health Centre Naranammoozhy	88.66%
Family Health Centre Kottangal	87.05%
Family Health Centre Anicadu	85.89%
Family Health Centre Thannithode	84.43%
Family Health Centre Pallickal	81.87%
Family Health Centre Mezhuveli	81.35%
Family Health Centre Kadammanitta	72.51%
Family Health Centre Ezhamkulam	69.73%
Family Health Centre Chenneerkara	67.68%

Hospital	UHID Visit %
Family Health Centre Vechoochira	30.44%
Family Health Centre Niranam	44.40%
Family Health Centre Chandanappally	56.70%
Family Health Centre Pandalam	57.29%
Family Health Centre Othara	58.38%
Family Health Centre Koipuram	62.04%
Family Health Centre Chittar	64.07%
Urban Family Health Centre Thiruvalla	66.60%
Family Health Centre Chenneerkara	67.68%
Family Health Centre Ezhamkulam	69.73%

3.3 e-Health Performance - Doctor Consultation

Consultation % is calculated as (Doctor Consultation / OP Visits) *100



Doctor Consultation Percentage in all Institutions

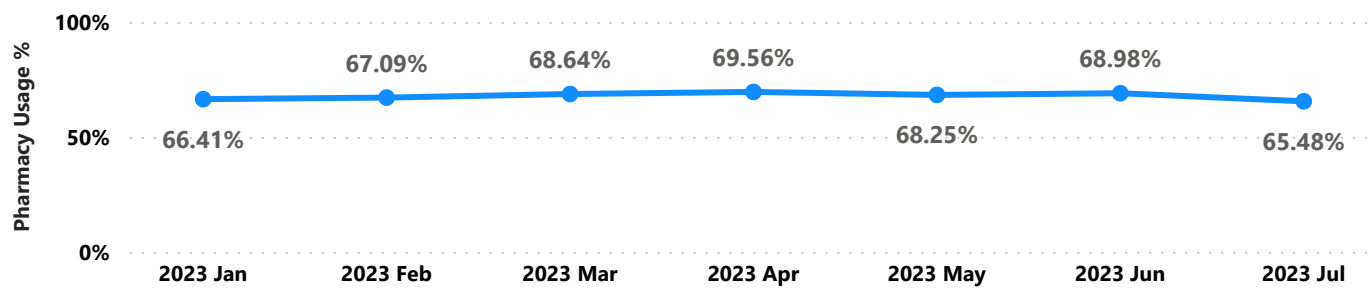
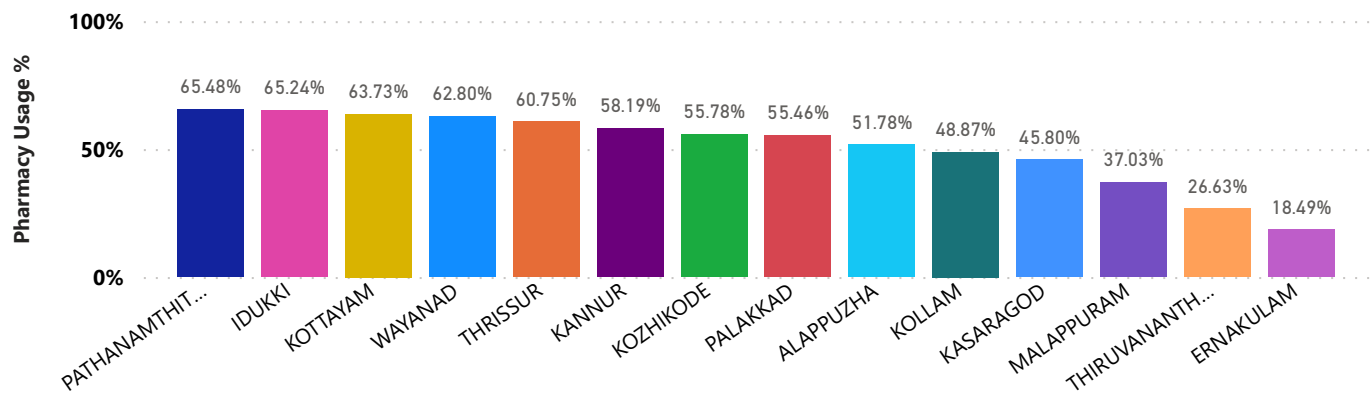
Institutions with atleast 100 UHID visits are listed here.

Hospital	Doctor Consultation %
Family Health Centre Othera	99.78%
Family Health Centre Vadasserikkara	99.71%
Family Health Centre Koipuram	99.47%
Family Health Centre Kottangal	99.37%
Family Health Centre Pallickal	99.35%
Family Health Centre Chandanappally	99.29%
Family Health Centre Naranammoozhy	99.09%
Family Health Centre Chenneerkara	98.69%
Family Health Centre Pandalam	96.04%
Family Health Centre Ezhamkulam	95.80%

Hospital	Doctor Consultation %
Family Health Centre Chittar	3.05%
Family Health Centre Vechoochira	7.90%
Family Health Centre Niranam	85.80%
Family Health Centre Kadammanitta	92.49%
Family Health Centre Anicadu	92.78%
Urban Family Health Centre Thiruvalla	95.24%
Family Health Centre Thannithode	95.44%
Family Health Centre Mezhuveli	95.61%
Family Health Centre Ezhamkulam	95.80%
Family Health Centre Pandalam	96.04%

3.4 e-Health Performance - Pharmacy Usage

Pharmacy % is calculated as (Pharmacy Prescriptions/ Total Visits) *100



Pharmacy Usage in all Institutions

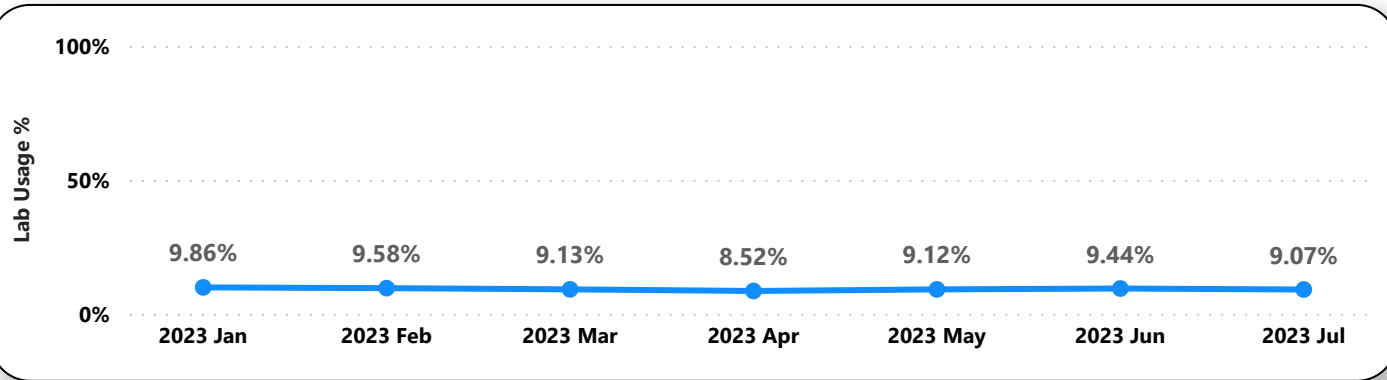
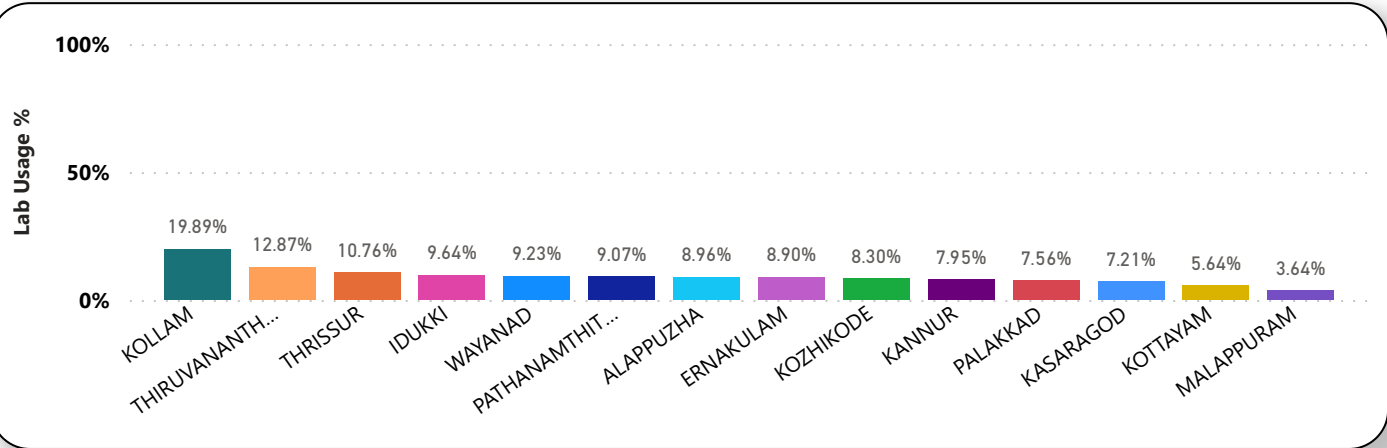
Institutions with atleast 100 UHID visits are listed here.

Hospital	Pharmacy Usage %
Family Health Centre Vadasserikkara	93.54%
Family Health Centre Mezhuveli	92.97%
Family Health Centre Naranammoozhy	91.92%
Family Health Centre Chenneerkara	89.67%
Family Health Centre Kottangal	89.62%
Family Health Centre Thannithode	89.18%
Family Health Centre Koipuram	88.13%
Family Health Centre Chandanappally	88.03%
Family Health Centre Pallickal	87.14%
Family Health Centre Othera	87.12%

Hospital	Pharmacy Usage %
Family Health Centre Vechoochira	1.35%
Family Health Centre Chittar	2.93%
Family Health Centre Niranam	10.19%
Family Health Centre Pandalam	79.46%
Family Health Centre Kadammanitta	81.05%
Family Health Centre Ezhamkulam	83.45%
Family Health Centre Othera	87.12%
Family Health Centre Pallickal	87.14%
Family Health Centre Chandanappally	88.03%
Family Health Centre Koipuram	88.13%

3.5 e-Health Performance - Lab Usage

Lab % is calculated as (Lab Prescriptions/ Total Visits) *100



Lab Usage in all Institutions

Institutions with atleast 100 UHID visits are listed here.

Hospital	Lab Usage %
Family Health Centre Pandalam	18.76%
Family Health Centre Pallickal	16.91%
Family Health Centre Ezhamkulam	16.26%
Family Health Centre Thannithode	15.70%
Family Health Centre Koipuram	14.69%
Urban Family Health Centre Thiruvalla	13.63%
Family Health Centre Chenneerkara	12.88%
Family Health Centre Othera	9.13%
Family Health Centre Chandanappally	7.36%
Family Health Centre Niranam	6.47%
Family Health Centre Kadammanitta	6.42%

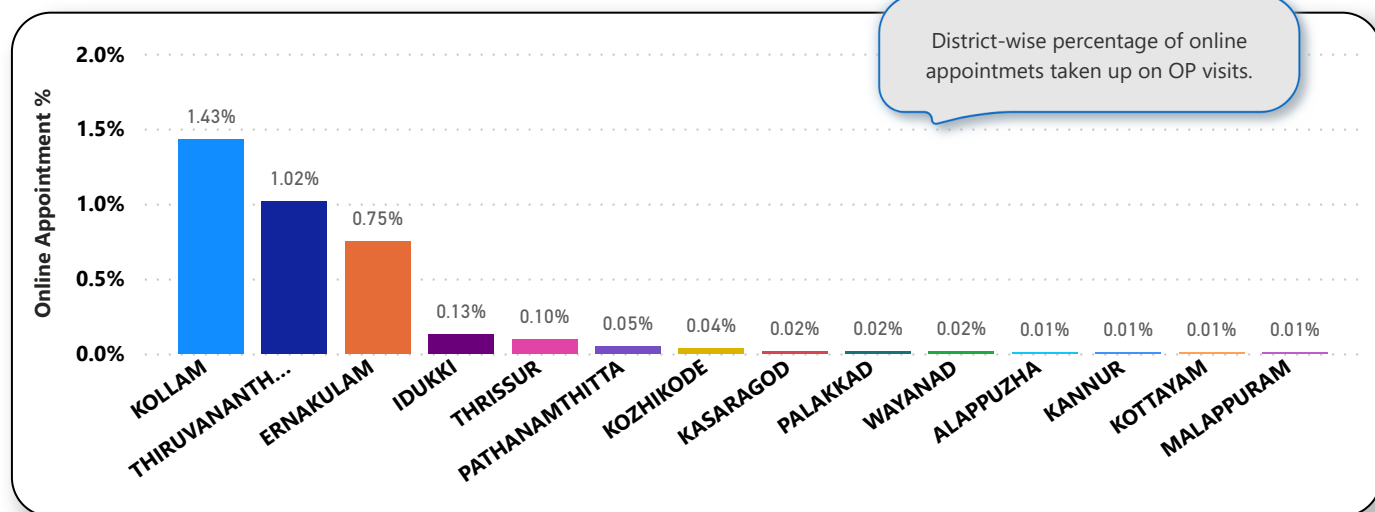
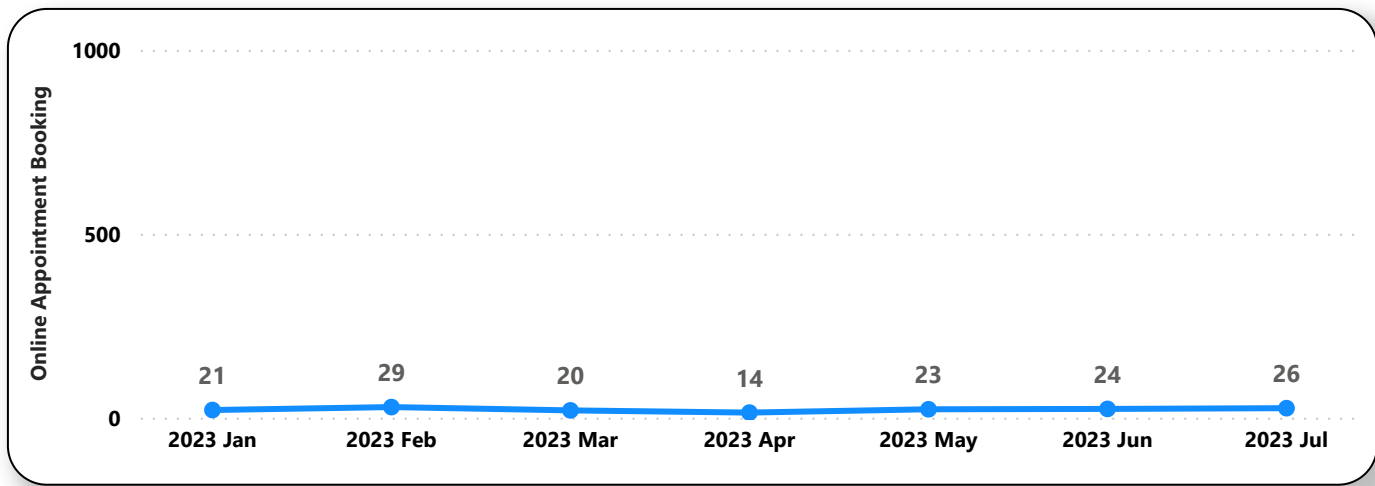
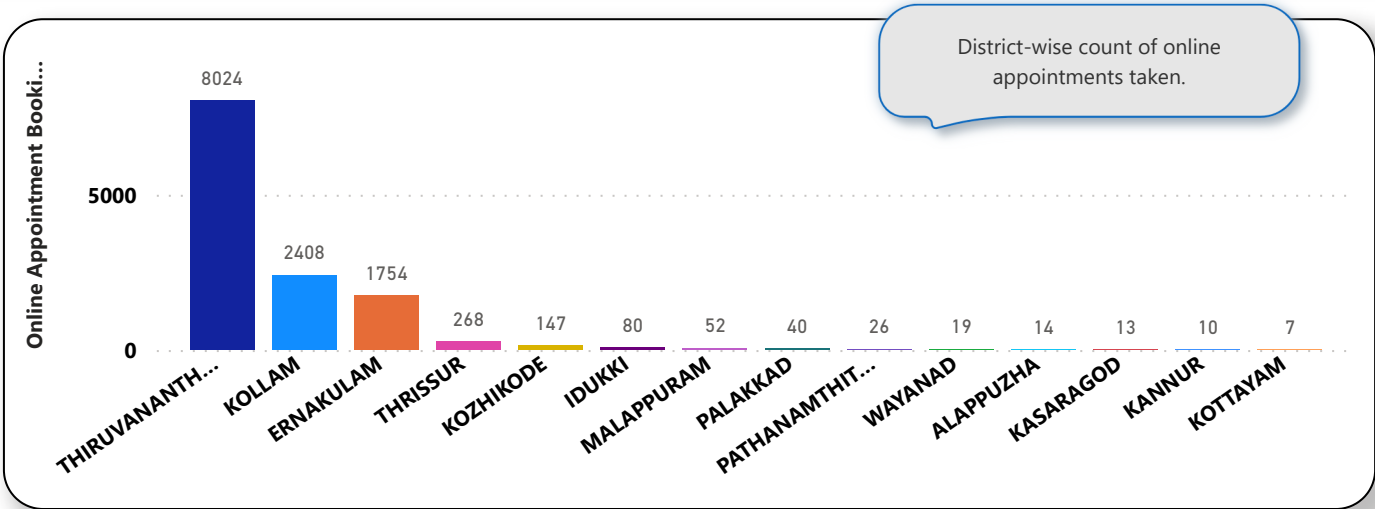
Hospital	Lab Usage %
Family Health Centre Vadasserikkara	0.29%
Family Health Centre Chittar	4.04%
Family Health Centre Anicadu	4.13%
Family Health Centre Mezhuveli	5.95%
Family Health Centre Kadammanitta	6.42%
Family Health Centre Niranam	6.47%
Family Health Centre Chandanappally	7.36%
Family Health Centre Othera	9.13%
Family Health Centre Chenneerkara	12.88%
Urban Family Health Centre Thiruvalla	13.63%
Family Health Centre Koipuram	14.69%

4. Status of Modules Usage in Hospitals

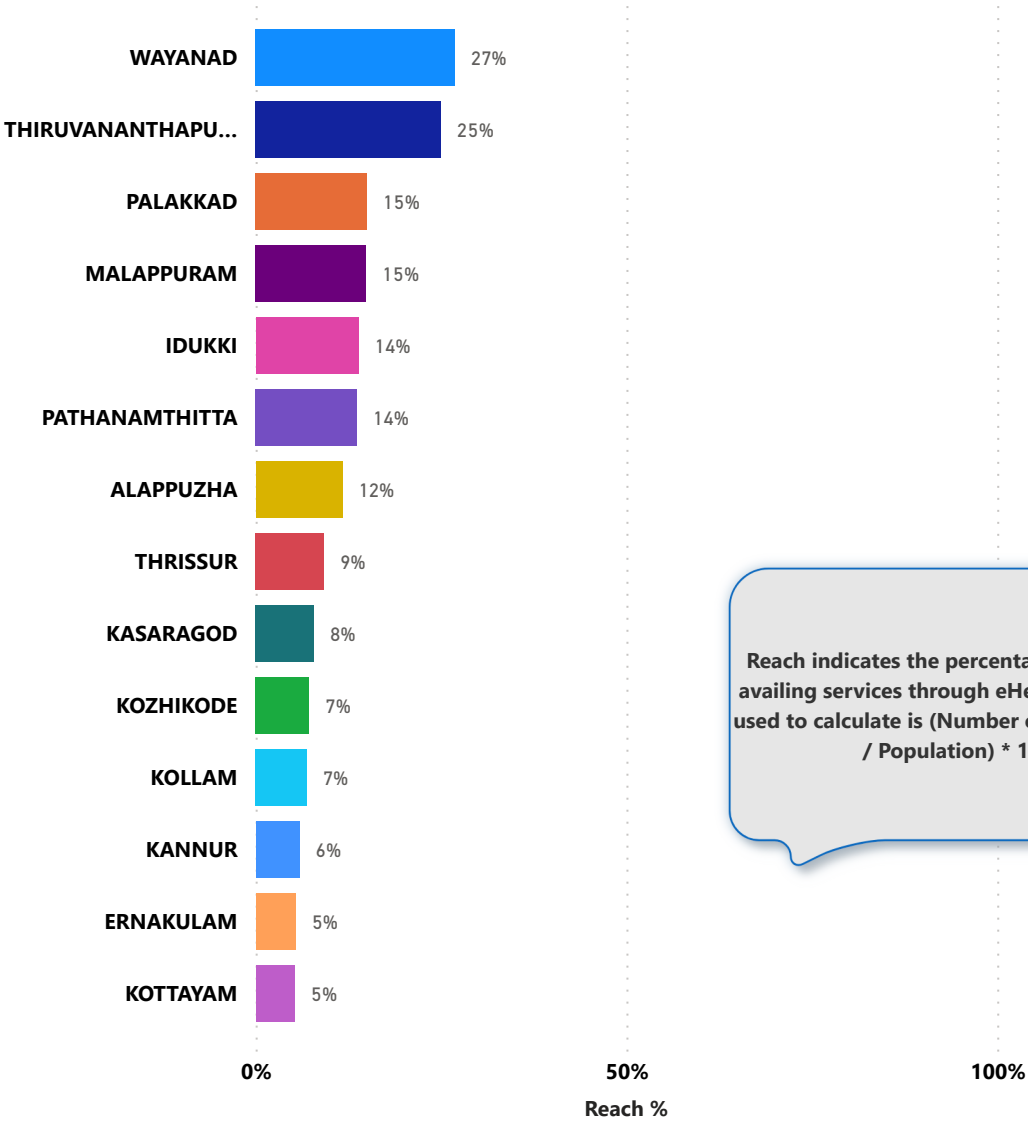
District wise status of live institutions and the count of various modules [Reception, OP Consultation, Lab, Pharmacy] started / functional.

District Name	Live Institutions	Reception	Consultation	Lab	Pharmacy
THIRUVANANTHAPURAM	106	99 (93.4%)	94 (88.7%)	80 (75.5%)	74 (69.8%)
THRISSUR	70	59 (84.3%)	57 (81.4%)	52 (74.3%)	53 (75.7%)
KOZHIKODE	56	43 (76.8%)	38 (67.9%)	38 (67.9%)	36 (64.3%)
MALAPPURAM	54	48 (88.9%)	47 (87.%)	31 (57.4%)	36 (66.7%)
ERNAKULAM	48	38 (79.2%)	33 (68.8%)	20 (41.7%)	17 (35.4%)
PALAKKAD	45	45 (100.%)	38 (84.4%)	34 (75.6%)	30 (66.7%)
KANNUR	40	35 (87.5%)	31 (77.5%)	27 (67.5%)	26 (65.%)
ALAPPUZHA	32	32 (100.%)	32 (100.%)	30 (93.8%)	30 (93.8%)
KOTTAYAM	32	28 (87.5%)	25 (78.1%)	20 (62.5%)	25 (78.1%)
KOLLAM	31	31 (100.%)	31 (100.%)	29 (93.5%)	29 (93.5%)
KASARAGOD	23	20 (87.%)	17 (73.9%)	12 (52.2%)	17 (73.9%)
PATHANAMTHITTA	20	19 (95.%)	16 (80.%)	11 (55.%)	13 (65.%)
IDUKKI	19	19 (100.%)	18 (94.7%)	16 (84.2%)	18 (94.7%)
WAYANAD	17	15 (88.2%)	15 (88.2%)	14 (82.4%)	15 (88.2%)
Total	593	531 (89.5%)	492 (83.%)	414 (69.8%)	419 (70.7%)

5. Online Appointment Booking in Hospitals (except Medical Colleges)



6. eHealth Performance - Reach



Reach indicates the percentage of population availing services through eHealth. The formula used to calculate is (Number of UHID registered / Population) * 100 %.

7. Public Health Survey Status

