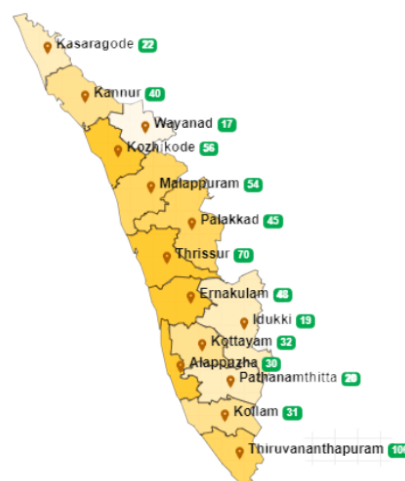


1. eHealth Kerala - Vital Statistics

| | |
|----------------------------------|----|
| Live Institutions | 70 |
| Medical College Hospitals | 1 |
| PHCs/FHCs | 56 |
| CHCs | 3 |
| DHs/GHs | 1 |
| PH Labs | 0 |
| Other(Inc UPHCs,Taluk Hospitals) | 9 |



2. Highlights



- The Thrissur district remains at position 3 in overall ranking based on district performance in providing eHealth services through all institutions **except Medical Colleges**.
- Reception module started in 58 of 69 institutions in the district .
- The district is at position 3 in house survey completion (41.73%) and at position 2 in member survey completion (0.88%).
- Thrissur district remains at position 5 in Online Appointment Booking percentage with 0.10%.
- The district is at position 3 in OP consultation by doctors with 81%



- The district remains at position 6 in UHID visits with nearly 34%.
- The district is at position 4 in Pharmacy Usage with nearly 61%.

3. eHealth - District Ranking Matrix Based on Performance of all Institutions (except Medical Colleges)

The ranking matrix showcase the district performance in providing eHealth services through all institutions (except Medical Colleges) based on six different parameters. These parameters include whether the reception module is started or not, UHID Visits, Doctor Consultation, Pharmacy Usage, Lab Usage and number of Live Institutions. Based on the ranking, the districts are classified into three broad categories, the best performing districts, the average performing districts and the low performing districts.

The best performing districts should strive to continue to remain in the same position, whereas the average performing as well as the low performing districts should strive to reach to the 'top four' league.

The ranking matrix for the month of July '23 is given below:

| Rank | District |
|------|--------------------------------------|
| 1 | PATHANAMTHITTA, WAYANAD |
| 2 | IDUKKI |
| 3 | THRISSUR |
| 4 | KOLLAM |
| 5 | ALAPPUZHA, PALAKKAD |
| 6 | THIRUVANANTHAPURAM, KANNUR, KOTTAYAM |
| 7 | KASARAGOD, KOZHIKODE |
| 8 | ERNAKULAM |
| 9 | MALAPPURAM |

- Best performing
- Average performing
- Low performing

3. eHealth - Institution Level Ranking (except Medical Colleges)

| Hospital | Rank |
|--|------|
| Family Health Centre Edavilangu | 1 |
| Family Health Centre Karalam | 1 |
| Family Health Centre Poomangalam | 1 |
| Family Health Centre Thakkad | 1 |
| Family Health Centre Velookkara | 1 |
| Urban Primary Health Centre V R Puram | 1 |
| Family Health Centre Arthat | 2 |
| Family Health Centre Chamakkala | 2 |
| Family Health Centre Manaloor | 2 |
| Family Health Centre Meloor | 2 |
| Family Health Centre Panjal | 2 |
| Family Health Centre Thalikulam | 2 |
| Urban Primary Health Centre Anapuzha | 2 |
| Family Health Centre Desamangalam | 3 |
| Family Health Centre Kaipamangalam | 3 |
| Family Health Centre Kodakara | 3 |
| Family Health Centre Koolimuttom | 3 |
| Family Health Centre Kuzhoor | 3 |
| Family Health Centre Mambra | 3 |
| Family Health Centre Nalukettu | 3 |
| Family Health Centre Nattika | 3 |
| Family Health Centre Nenmanikkara | 3 |
| Family Health Centre Thekkumkara | 3 |
| Family Health Centre Thrikkur | 3 |
| Family Health Centre Vilvattom | 3 |
| Urban Family Health Centre Gosayikunnu | 3 |
| Urban Primary Health Centre Kachery | 3 |
| Family Health Centre Elanad | 4 |
| Family Health Centre Kakkad | 4 |
| Family Health Centre Nadathara | 4 |
| Family Health Centre Porkulam | 4 |
| Family Health Centre Poyya | 4 |
| Family Health Centre Velur | 4 |
| Family Health Centre Venkitangu | 4 |
| Urban Family Health Centre Porkalanged | 4 |
| Family Health Centre Aloor | 5 |

| Hospital | Rank |
|---|------|
| Family Health Centre Engandiyur | 12 |
| Family Health Centre Mundur | 11 |
| Community Health Centre Cherpu | 10 |
| Family Health Centre Mullurkara | 10 |
| Family Health Centre Pattikkad | 10 |
| Urban Family Health Centre Paravattani | 10 |
| Family Health Centre Kadangode | 9 |
| Family Health Centre Madavana | 9 |
| Family Health Centre P.Vembellur | 9 |
| Family Health Centre Adat | 8 |
| Family Health Centre Pamboor | 8 |
| Family Health Centre Poomala | 8 |
| Family Health Centre Methala | 7 |
| Family Health Centre Vallathol Nagar | 7 |
| Family Health Centre Vaniyamapara | 7 |
| Taluk Headquarters Hospital Chavakkad | 7 |
| Taluk Hospital Pudukad | 7 |
| Family Health Centre Ayyanthole | 6 |
| Family Health Centre Pariyaram Thrissur | 6 |
| Family Health Centre Aloor | 5 |
| Family Health Centre Paralam | 5 |
| Family Health Centre Pookode | 5 |
| Family Health Centre Punneyur | 5 |
| Urban Family Health Centre Guruvayoor | 5 |
| Family Health Centre Elanad | 4 |
| Family Health Centre Kakkad | 4 |
| Family Health Centre Nadathara | 4 |
| Family Health Centre Porkulam | 4 |
| Family Health Centre Poyya | 4 |
| Family Health Centre Velur | 4 |
| Family Health Centre Venkitangu | 4 |
| Urban Family Health Centre Porkalanged | 4 |
| Family Health Centre Desamangalam | 3 |
| Family Health Centre Kaipamangalam | 3 |
| Family Health Centre Kodakara | 3 |
| Family Health Centre Koolimuttom | 3 |

3.1 eHealth Performance - Reception Module

Reception Module is considered to be functional in an institution only if the number of total visits for the month is of minimum 500.

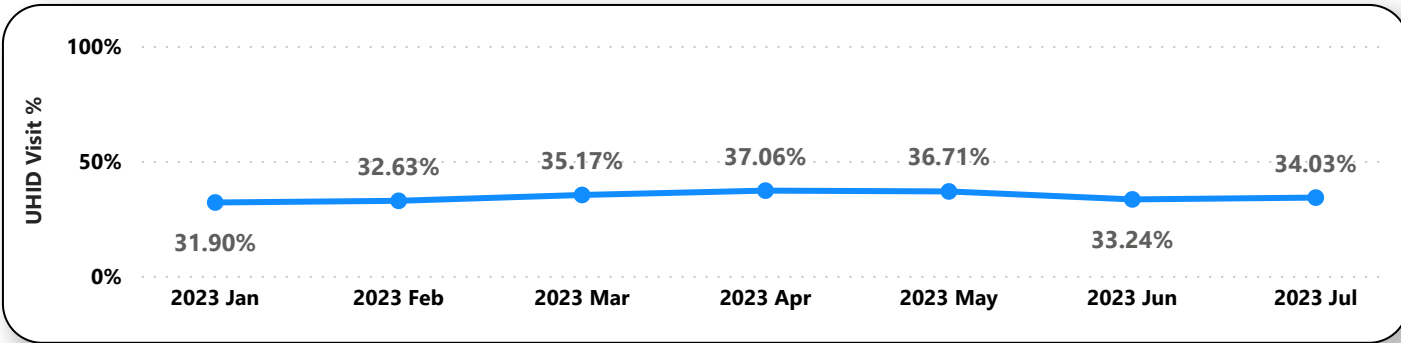
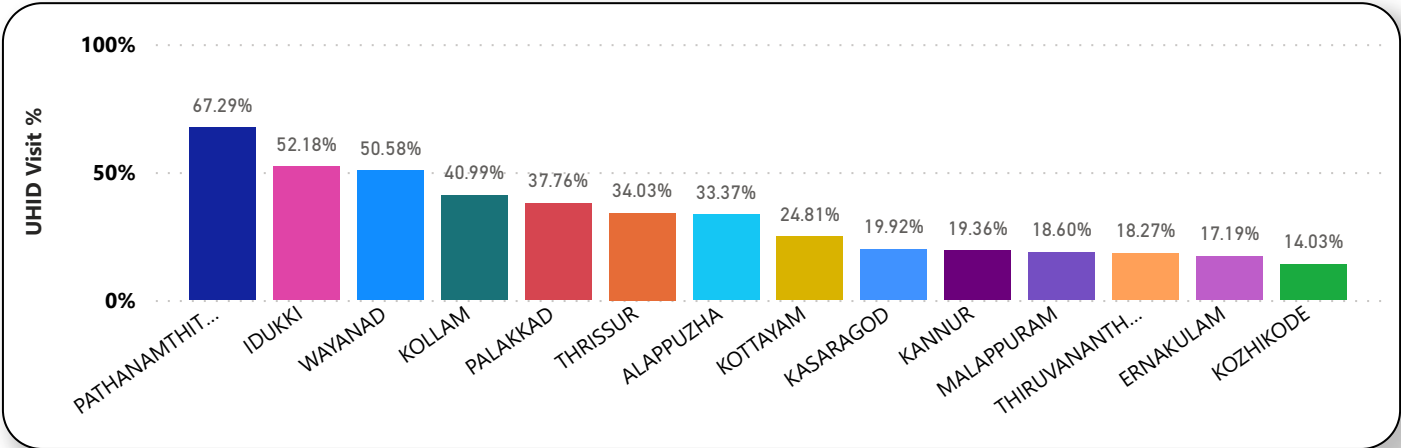
| District | Institution Count | Institutions with Reception | % of institutions with Reception |
|--------------------|-------------------|-----------------------------|----------------------------------|
| ALAPPUZHA | 31 | 31 | 100.00% |
| IDUKKI | 19 | 19 | 100.00% |
| KOLLAM | 30 | 30 | 100.00% |
| PALAKKAD | 44 | 44 | 100.00% |
| PATHANAMTHITTA | 19 | 18 | 94.74% |
| WAYANAD | 16 | 15 | 93.75% |
| THIRUVANANTHAPURAM | 102 | 95 | 93.14% |
| MALAPPURAM | 53 | 47 | 88.68% |
| KANNUR | 39 | 34 | 87.18% |
| KOTTAYAM | 31 | 27 | 87.10% |
| KASARAGOD | 23 | 20 | 86.96% |
| THRISSUR | 69 | 58 | 84.06% |
| ERNAKULAM | 47 | 38 | 80.85% |
| KOZHIKODE | 54 | 41 | 75.93% |

| Hospital Name |
|--------------------------------------|
| GENERAL HOSPITAL THRISSUR |
| FAMILY HEALTH CENTRE VETILAPPARA |
| FAMILY HEALTH CENTRE VELLANIKKARA |
| FAMILY HEALTH CENTRE VARANDARAPPILLY |
| FAMILY HEALTH CENTRE VALLACHIRA |
| FAMILY HEALTH CENTRE THIRUVILWAMALA |
| FAMILY HEALTH CENTRE MADAKATHARA |
| FAMILY HEALTH CENTRE KONDAZHY |
| FAMILY HEALTH CENTRE ENGANDIYUR |
| COMMUNITY HEALTH CENTRE PAZHANJI |
| COMMUNITY HEALTH CENTRE MULLASSERY |

Institutions where the reception module is either not started or not using

3.2 e-Health Performance - UHID Visits

UHID Visit % is calculated as (UHID Visits / Total Visit) *100



Institutions based on UHID Visits

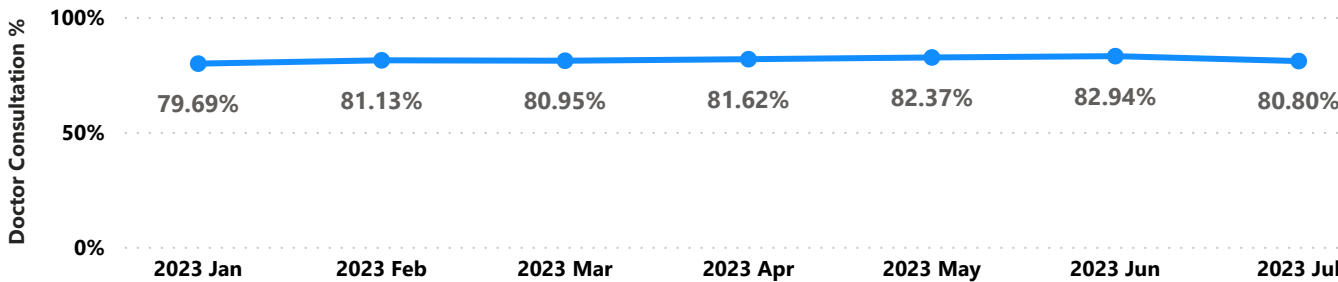
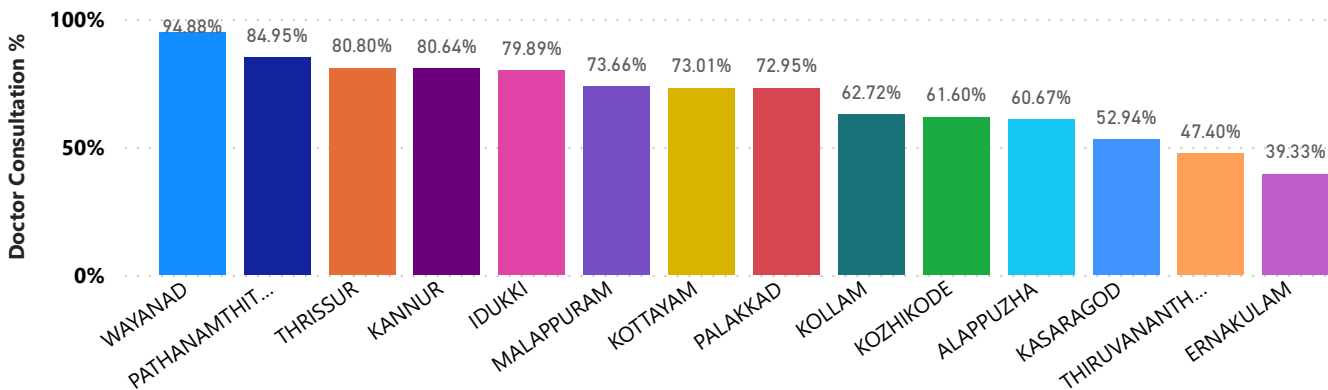
Institutions with atleast 100 UHID visits are listed here.

| Hospital | UHID Visit % |
|---------------------------------------|--------------|
| Family Health Centre Thaikkad | 81.20% |
| Family Health Centre Poomangalam | 72.89% |
| Urban Primary Health Centre V R Puram | 72.34% |
| Urban Primary Health Centre Kachery | 71.36% |
| Family Health Centre Karalam | 70.33% |
| Family Health Centre Meloor | 69.92% |
| Family Health Centre Edavilangu | 69.86% |
| Family Health Centre Porkulam | 68.22% |
| Family Health Centre Panjal | 64.73% |
| Family Health Centre Velookkara | 62.23% |

| Hospital | UHID Visit % |
|--|--------------|
| Community Health Centre Cherpu | 3.30% |
| Family Health Centre Velur | 4.54% |
| Urban Family Health Centre Paravattani | 4.79% |
| Family Health Centre Mullurkara | 6.07% |
| Taluk Hospital Pudukad | 6.73% |
| Family Health Centre Poyya | 8.61% |
| Family Health Centre Kakkad | 8.88% |
| Family Health Centre Pattikkad | 8.90% |
| Family Health Centre Mundur | 18.80% |
| Family Health Centre Pamboor | 19.91% |

3.3 e-Health Performance - Doctor Consultation

Consultation % is calculated as (Doctor Consultation / OP Visits) *100



Doctor Consultation Percentage in all Institutions

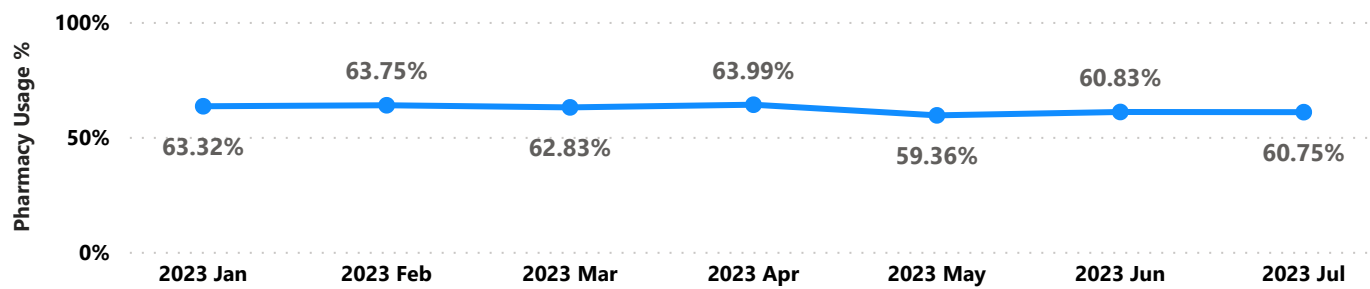
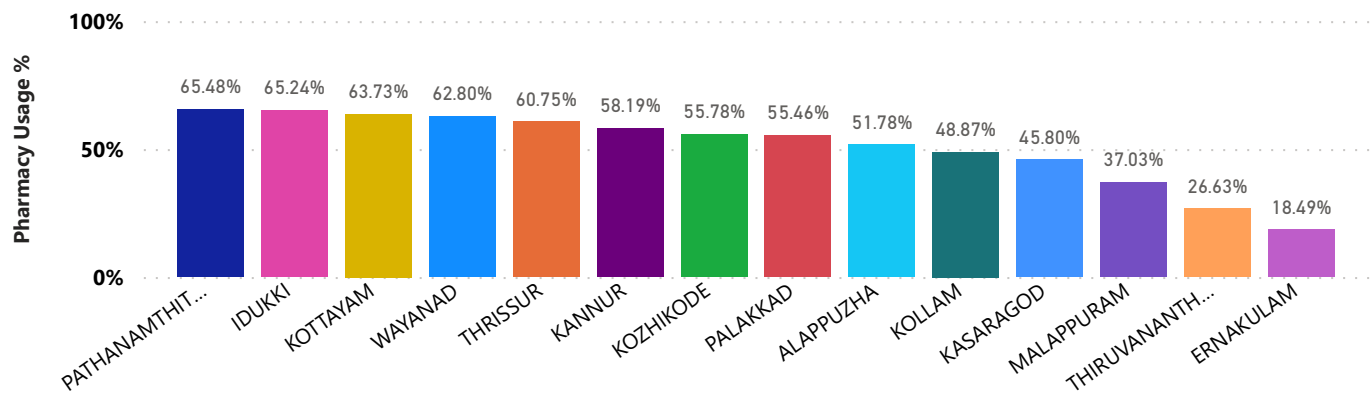
Institutions with atleast 100 UHID visits are listed here.

| Hospital | Doctor Consultation % |
|---------------------------------------|-----------------------|
| Family Health Centre Thrikkur | 99.84% |
| Family Health Centre Velur | 99.76% |
| Family Health Centre Arthat | 99.69% |
| Family Health Centre Thaikkad | 99.63% |
| Family Health Centre Venkitangu | 99.57% |
| Urban Primary Health Centre Anapuzha | 99.38% |
| Family Health Centre Desamangalam | 99.35% |
| Family Health Centre Pookode | 99.24% |
| Urban Primary Health Centre V R Puram | 99.07% |
| Family Health Centre Vilvattom | 99.02% |

| Hospital | Doctor Consultation % |
|--|-----------------------|
| Family Health Centre Mundur | 0.46% |
| Community Health Centre Cherpu | 2.81% |
| Family Health Centre Adat | 23.70% |
| Urban Family Health Centre Paravattani | 26.98% |
| Family Health Centre P.Vembellur | 30.19% |
| Family Health Centre Poomala | 47.30% |
| Family Health Centre Madavana | 51.72% |
| Family Health Centre Pattikkad | 62.84% |
| Urban Family Health Centre Guruvayoor | 69.75% |
| Family Health Centre Ayyanthole | 76.72% |

3.4 e-Health Performance - Pharmacy Usage

Pharmacy % is calculated as (Pharmacy Prescriptions/ Total Visits) *100



Pharmacy Usage in all Institutions

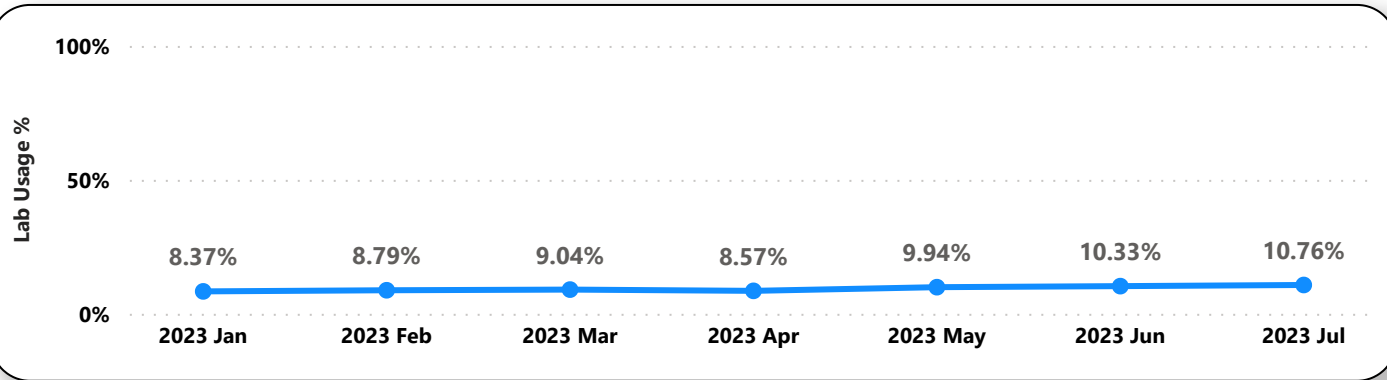
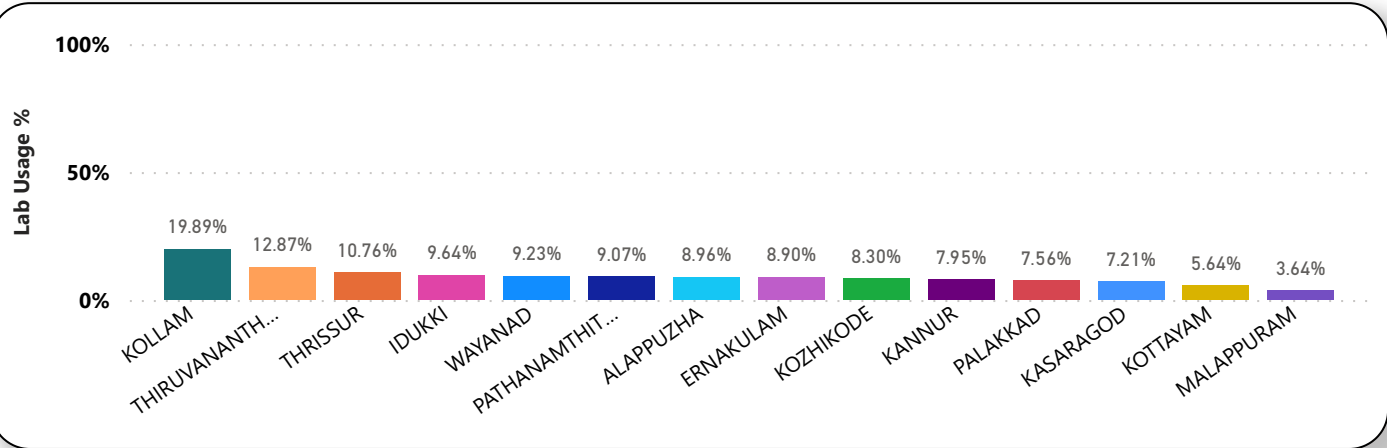
Institutions with atleast 100 UHID visits are listed here.

| Hospital | Pharmacy Usage % |
|-----------------------------------|------------------|
| Family Health Centre Poyya | 92.18% |
| Family Health Centre Vilvattom | 91.65% |
| Family Health Centre Karalam | 90.09% |
| Family Health Centre Kakkad | 89.93% |
| Family Health Centre Thaikkad | 89.90% |
| Family Health Centre Kuzhoor | 89.79% |
| Family Health Centre Mambra | 89.65% |
| Family Health Centre Desamangalam | 89.61% |
| Family Health Centre Koolimuttom | 88.84% |
| Family Health Centre Velur | 88.58% |

| Hospital | Pharmacy Usage % |
|--|------------------|
| Taluk Headquarters Hospital Chavakkad | 0.01% |
| Family Health Centre Mundur | 0.42% |
| Community Health Centre Cherpu | 2.53% |
| Family Health Centre Porkulam | 11.95% |
| Urban Family Health Centre Paravattani | 13.41% |
| Family Health Centre Adat | 20.30% |
| Family Health Centre P.Vembellur | 25.03% |
| Family Health Centre Mullurkara | 26.32% |
| Family Health Centre Pamboor | 26.55% |
| Family Health Centre Poomala | 37.52% |

3.5 e-Health Performance - Lab Usage

Lab % is calculated as (Lab Prescriptions/ Total Visits) *100



Lab Usage in all Institutions

Institutions with atleast 100 UHID visits are listed here.

| Hospital | Lab Usage % |
|--|-------------|
| Family Health Centre Thaikkad | 34.38% |
| Family Health Centre Nalukettu | 25.58% |
| Family Health Centre Ayyanthole | 25.14% |
| Urban Primary Health Centre Anapuzha | 19.76% |
| Urban Family Health Centre Gosayikunnu | 18.99% |
| Family Health Centre Adat | 17.97% |
| Family Health Centre Nadathara | 17.83% |
| Urban Primary Health Centre V R Puram | 17.34% |
| Family Health Centre Edavilangu | 17.13% |
| Family Health Centre Nenmanikkara | 16.93% |
| Family Health Centre Meloor | 16.67% |

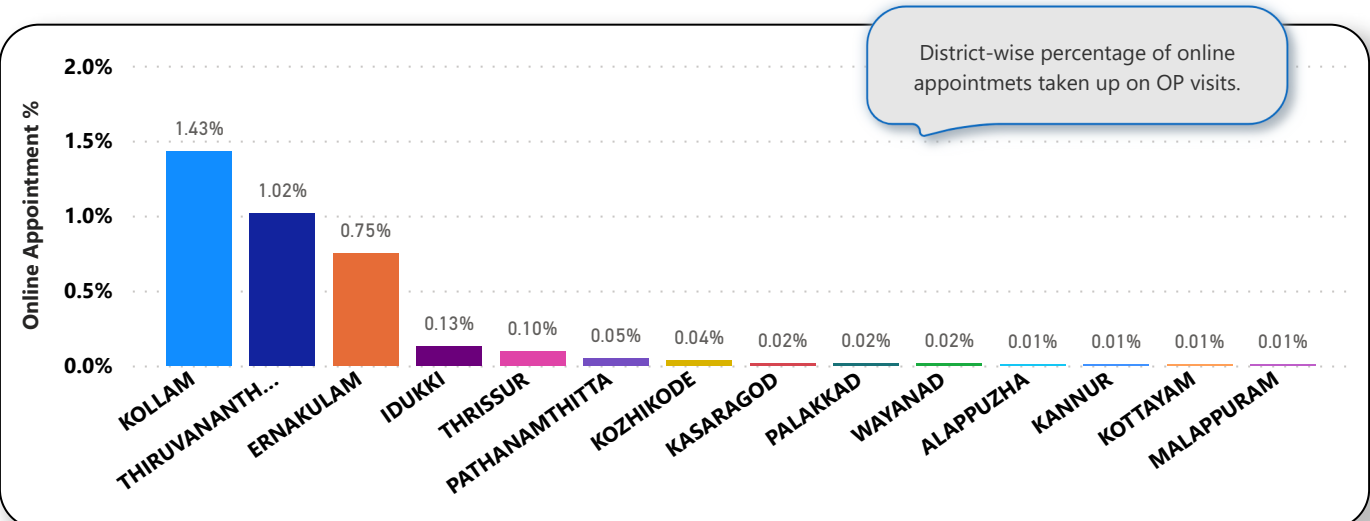
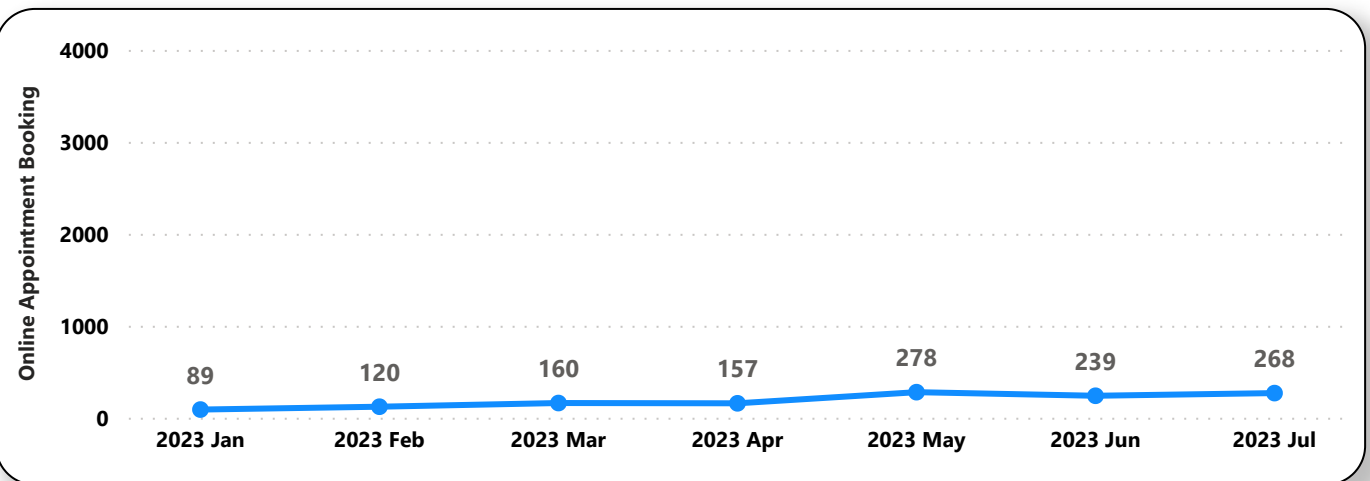
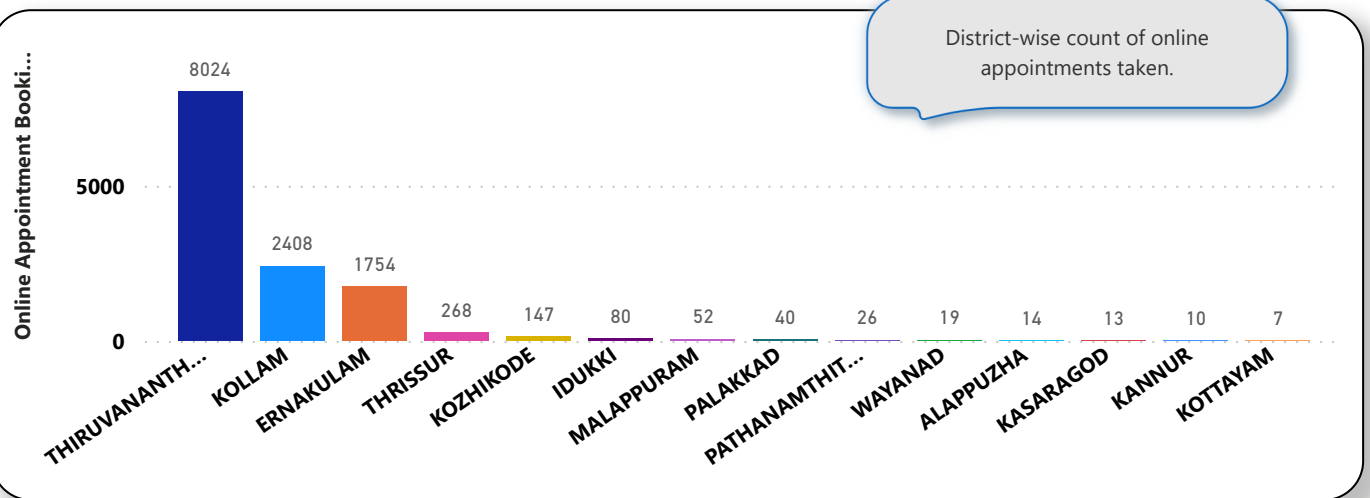
| Hospital | Lab Usage % |
|---|-------------|
| Family Health Centre Vaniyamapara | 0.06% |
| Family Health Centre Methala | 0.70% |
| Family Health Centre Pookode | 1.87% |
| Family Health Centre Vallathol Nagar | 2.18% |
| Family Health Centre Pattikkad | 2.62% |
| Family Health Centre Pariyaram Thrissur | 2.90% |
| Family Health Centre Madavana | 3.29% |
| Family Health Centre Venkitangu | 3.37% |
| Family Health Centre Mundur | 3.72% |
| Family Health Centre Elanad | 5.74% |
| Community Health Centre Cherpu | 6.86% |

4. Status of Modules Usage in Hospitals

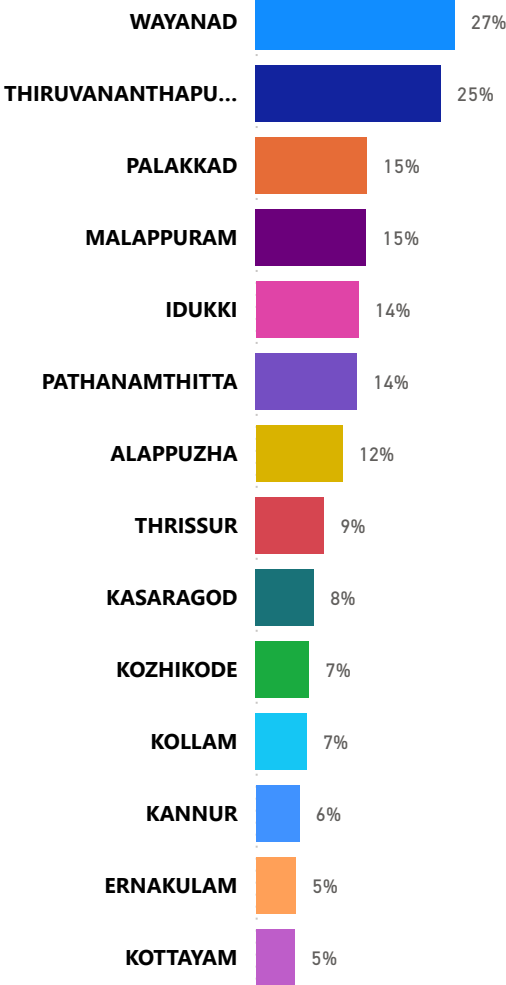
District wise status of live institutions and the count of various modules [Reception, OP Consultation, Lab, Pharmacy] started / functional.

| District Name | Live Institutions | Reception | Consultation | Lab | Pharmacy |
|--------------------|-------------------|-------------|--------------|-------------|-------------|
| THIRUVANANTHAPURAM | 106 | 99 (93.4%) | 94 (88.7%) | 80 (75.5%) | 74 (69.8%) |
| THRISSUR | 70 | 59 (84.3%) | 57 (81.4%) | 52 (74.3%) | 53 (75.7%) |
| KOZHIKODE | 56 | 43 (76.8%) | 38 (67.9%) | 38 (67.9%) | 36 (64.3%) |
| MALAPPURAM | 54 | 48 (88.9%) | 47 (87.%) | 31 (57.4%) | 36 (66.7%) |
| ERNAKULAM | 48 | 38 (79.2%) | 33 (68.8%) | 20 (41.7%) | 17 (35.4%) |
| PALAKKAD | 45 | 45 (100.%) | 38 (84.4%) | 34 (75.6%) | 30 (66.7%) |
| KANNUR | 40 | 35 (87.5%) | 31 (77.5%) | 27 (67.5%) | 26 (65.%) |
| ALAPPUZHA | 32 | 32 (100.%) | 32 (100.%) | 30 (93.8%) | 30 (93.8%) |
| KOTTAYAM | 32 | 28 (87.5%) | 25 (78.1%) | 20 (62.5%) | 25 (78.1%) |
| KOLLAM | 31 | 31 (100.%) | 31 (100.%) | 29 (93.5%) | 29 (93.5%) |
| KASARAGOD | 23 | 20 (87.%) | 17 (73.9%) | 12 (52.2%) | 17 (73.9%) |
| PATHANAMTHITTA | 20 | 19 (95.%) | 16 (80.%) | 11 (55.%) | 13 (65.%) |
| IDUKKI | 19 | 19 (100.%) | 18 (94.7%) | 16 (84.2%) | 18 (94.7%) |
| WAYANAD | 17 | 15 (88.2%) | 15 (88.2%) | 14 (82.4%) | 15 (88.2%) |
| Total | 593 | 531 (89.5%) | 492 (83.%) | 414 (69.8%) | 419 (70.7%) |

5. Online Appointment Booking in Hospitals (except Medical Colleges)



6. eHealth Performance - Reach



Reach indicates the percentage of population availing services through eHealth. The formula used to calculate is (Number of UHID registered / Population) * 100 %.

7. Public Health Survey Status

