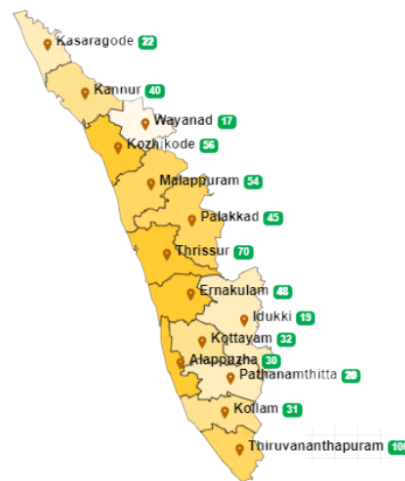


1. eHealth Kerala - Vital Statistics

Live Institutions	17
Medical College Hospitals	1
PHCs/FHCs	14
CHCs	0
DHs/GHs	1
PH Labs	0
Other(Inc UPHCs,Taluk Hospitals)	1



2. Highlights



- The district is at position 1(up by 1) in overall ranking based on district performance in providing eHealth services through all institutions **except Medical Colleges**.
- District is at Position 1 in the reach which indicates the percentage of population availing the services from eHealth.
- The district remains at position 1 in OP consultation with nearly 95%.
- Reception module started in 15 of 16 Institutions.
- The district remains at position 3 in UHID Visits with nearly 50.58%.



- The district is at position 4 in Pharmacy Usage with nearly 63%.
- The district is at second last position in the Online Appointment Booking percentage (0.02%) calculated upon OP visits.
- The district is at position 9 in house survey completion (0.77%) and position 10 in member survey completion (0.03%).

3. eHealth - District Ranking Matrix Based on Performance of all Institutions (except Medical Colleges)

The ranking matrix showcase the district performance in providing eHealth services through all institutions (except Medical Colleges) based on six different parameters. These parameters include whether the reception module is started or not, UHID Visits, Doctor Consultation, Pharmacy Usage, Lab Usage and number of Live Institutions. Based on the ranking, the districts are classified into three broad categories, the best performing districts, the average performing districts and the low performing districts.

The best performing districts should strive to continue to remain in the same position, whereas the average performing as well as the low performing districts should strive to reach to the 'top four' league.

The ranking matrix for the month of July '23 is given below:

Rank	District
1	PATHANAMTHITTA, WAYANAD
2	IDUKKI
3	THRISSUR
4	KOLLAM
5	ALAPPUZHA, PALAKKAD
6	THIRUVANANTHAPURAM, KANNUR, KOTTAYAM
7	KASARAGOD, KOZHIKODE
8	ERNAKULAM
9	MALAPPURAM

- Best performing
- Average performing
- Low performing

3. eHealth - Institution Level Ranking (except Medical Colleges)

Hospital	Rank
Family Health Centre Cheeral	1
Family Health Centre Chethalayam	1
Family Health Centre Kottathara	1
Family Health Centre Meppady	1
Family Health Centre Poothadi	1
Family Health Centre Pozhuthana	1
Family Health Centre Vengapally	1
Family Health Center Noolpuzha	2
Family Health Centre Edavaka	2
Family Health Centre Thondernad	2
Family Health Centre Vellamunda	2
Family Health Centre Ambalavayal	3
Family Health Centre Padinjarathara	3
Family Health Centre Appapara	4
M S Padmaiah Gowder Memorial Government General Hospital Kalpetta	5
Urban Primary Health Centre Munderi	6

3.1 eHealth Performance - Reception Module

Reception Module is considered to be functional in an institution only if the number of total visits for the month is of minimum 500.

District	Institution Count	Institutions with Reception	% of institutions with Reception
ALAPPUZHA	31	31	100.00%
IDUKKI	19	19	100.00%
KOLLAM	30	30	100.00%
PALAKKAD	44	44	100.00%
PATHANAMTHITTA	19	18	94.74%
WAYANAD	16	15	93.75%
THIRUVANANTHAPURAM	102	95	93.14%
MALAPPURAM	53	47	88.68%
KANNUR	39	34	87.18%
KOTTAYAM	31	27	87.10%
KASARAGOD	23	20	86.96%
THRISSUR	69	58	84.06%
ERNAKULAM	47	38	80.85%
KOZHIKODE	54	41	75.93%

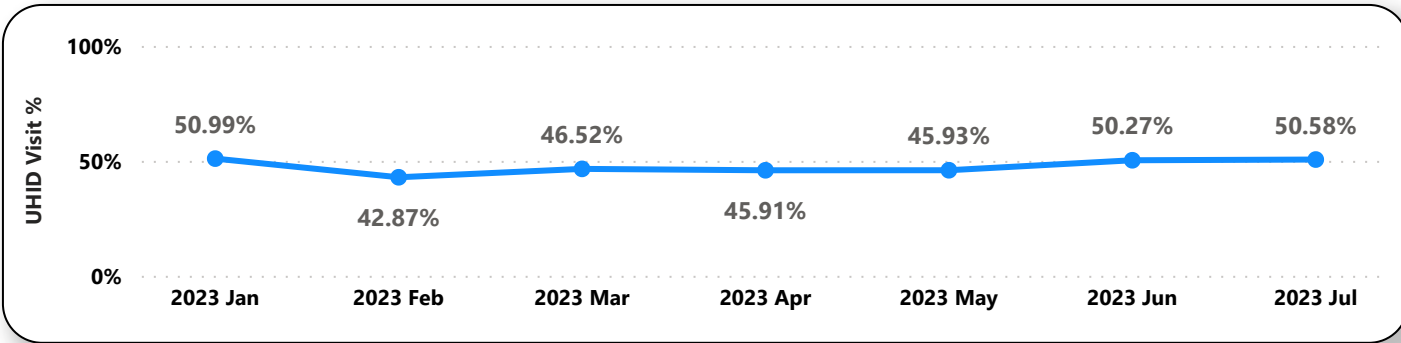
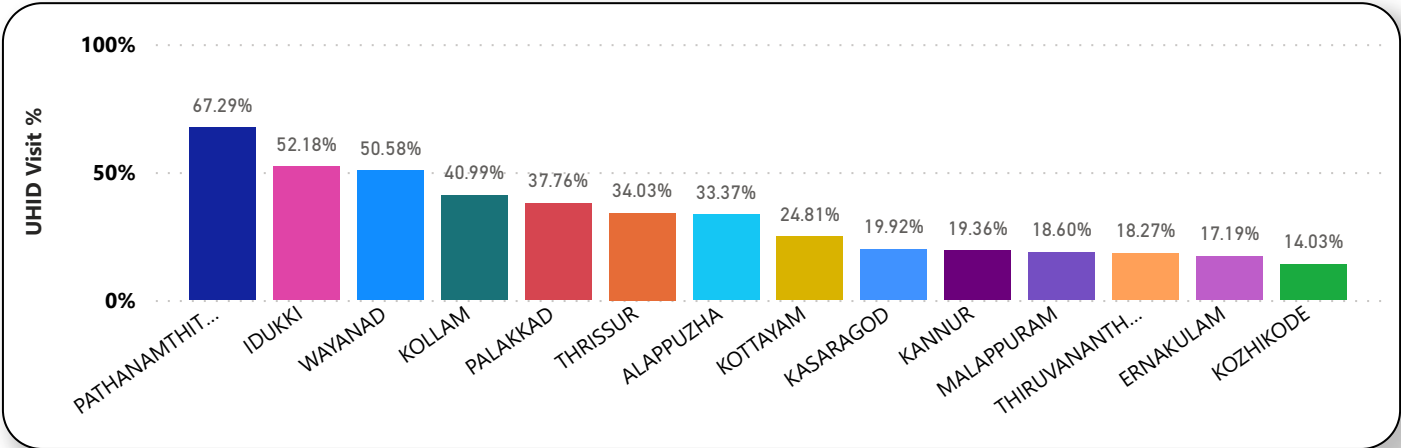
Hospital Name

URBAN PRIMARY HEALTH CENTRE MUNDERI

Institutions where the reception module is either not started or not using

3.2 e-Health Performance - UHID Visits

UHID Visit % is calculated as (UHID Visits / Total Visit) *100



Institutions based on UHID Visits

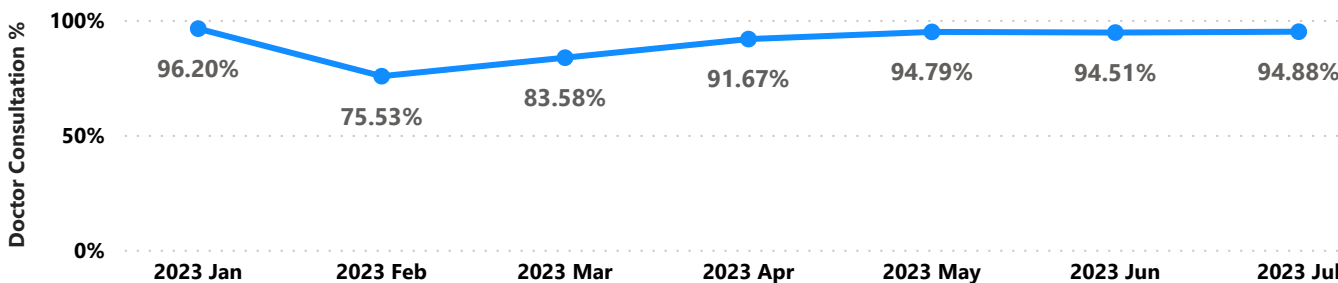
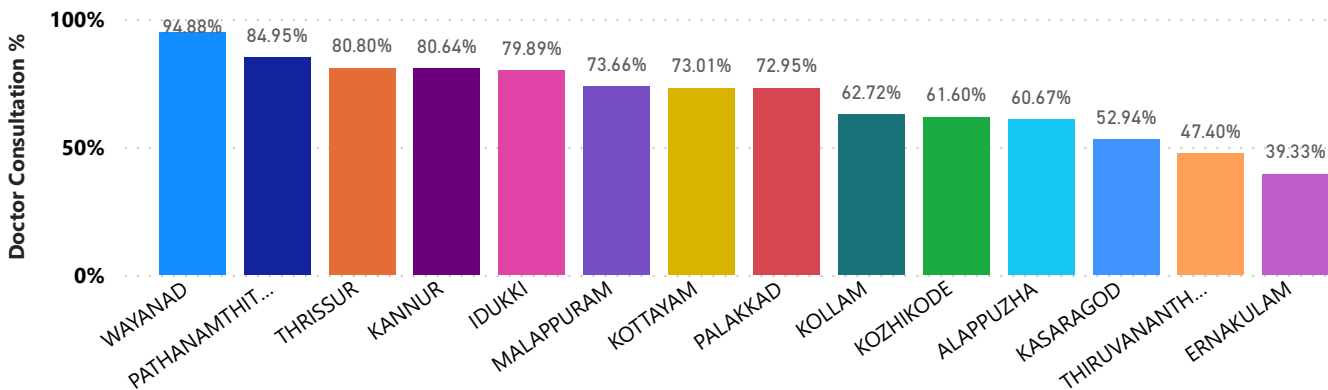
Institutions with atleast 100 UHID visits are listed here.

Hospital	UHID Visit %
Family Health Centre Pozhuthana	79.64%
Family Health Centre Chethalayam	73.02%
Family Health Centre Vengapally	71.45%
Family Health Centre Kottathara	69.48%
Family Health Centre Padinjaraathara	69.00%
Family Health Centre Meppady	68.80%
Family Health Centre Cheeral	63.01%
Family Health Centre Poothadi	61.89%
Family Health Centre Appapara	59.27%
Family Health Centre Ambalavayal	57.37%

Hospital	UHID Visit %
M S Padmaiah Gowder Memorial Government General Hospital Kalpetta	29.26%
Family Health Centre Vellamunda	46.13%
Family Health Centre Edavaka	47.01%
Family Health Centre Thondernad	51.92%
Family Health Center Noolpuzha	53.97%
Family Health Centre Ambalavayal	57.37%
Family Health Centre Appapara	59.27%
Family Health Centre Poothadi	61.89%
Family Health Centre Cheeral	63.01%
Family Health Centre Marayad	68.80%

3.3 e-Health Performance - Doctor Consultation

Consultation % is calculated as (Doctor Consultation / OP Visits) *100



Doctor Consultation Percentage in all Institutions

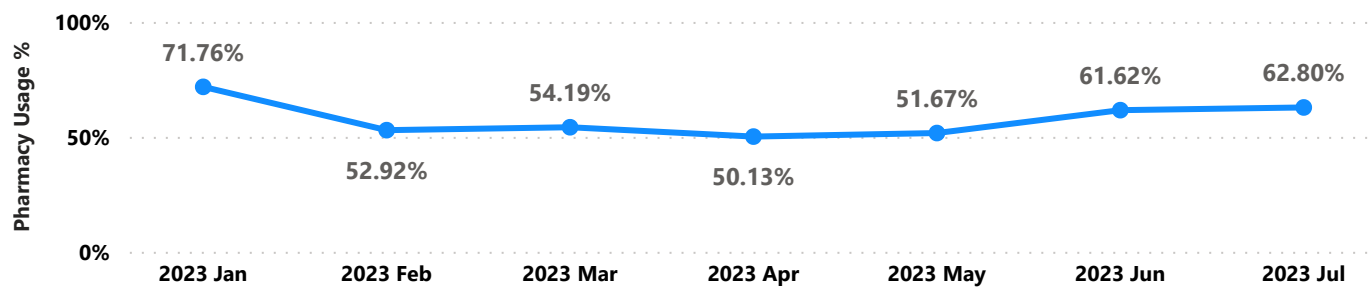
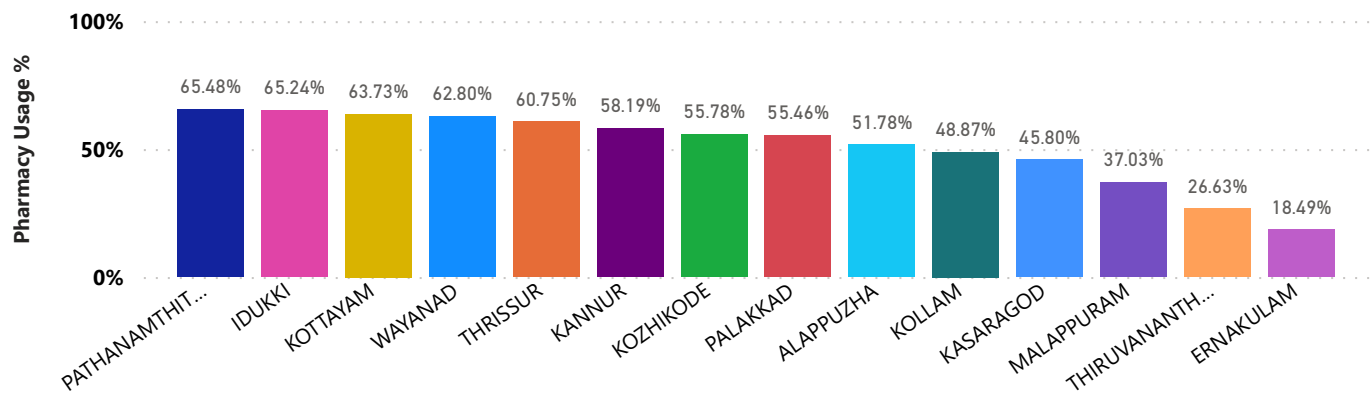
Institutions with atleast 100 UHID visits are listed here.

Hospital	Doctor Consultation %
Family Health Centre Pozhuthana	99.68%
Family Health Centre Vengapally	99.60%
Family Health Centre Ambalavayal	99.57%
Family Health Centre Cheeral	99.52%
Family Health Centre Poothadi	99.13%
Family Health Centre Edavaka	99.11%
Family Health Centre Meppady	97.74%
Family Health Centre Chethalayam	97.67%
Family Health Centre Kottathara	97.29%
Family Health Centre Vellamunda	92.92%

Hospital	Doctor Consultation %
Family Health Centre Appapara	81.56%
Family Health Centre Padinjarathara	85.20%
Family Health Center Noolpuzha	91.86%
M S Padmaiah Gowder Memorial Government General Hospital Kalpetta	92.11%
Family Health Centre Thondernad	92.71%
Family Health Centre Vellamunda	92.92%
Family Health Centre Kottathara	97.29%
Family Health Centre Chethalayam	97.67%
Family Health Centre Meppady	97.74%
Family Health Centre Edavaka	99.11%

3.4 e-Health Performance - Pharmacy Usage

Pharmacy % is calculated as (Pharmacy Prescriptions/ Total Visits) *100



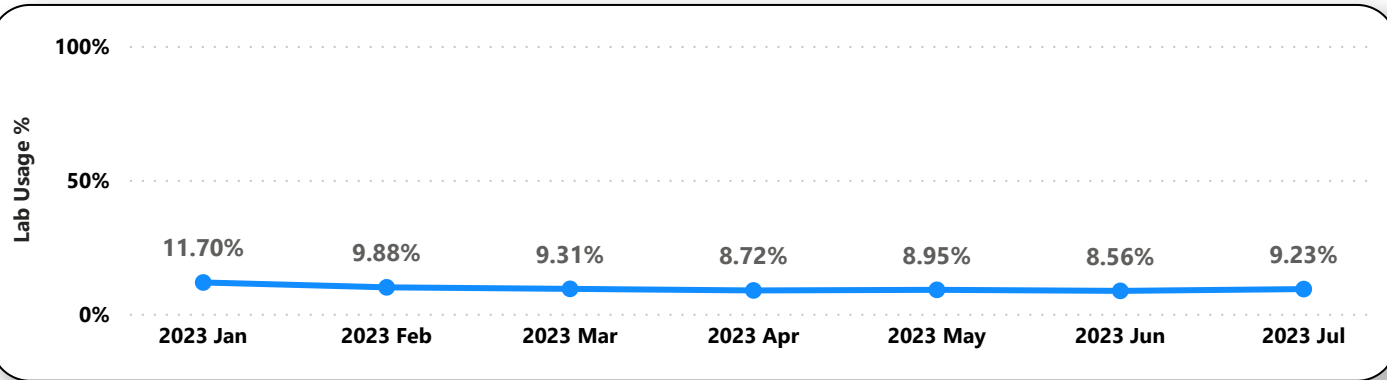
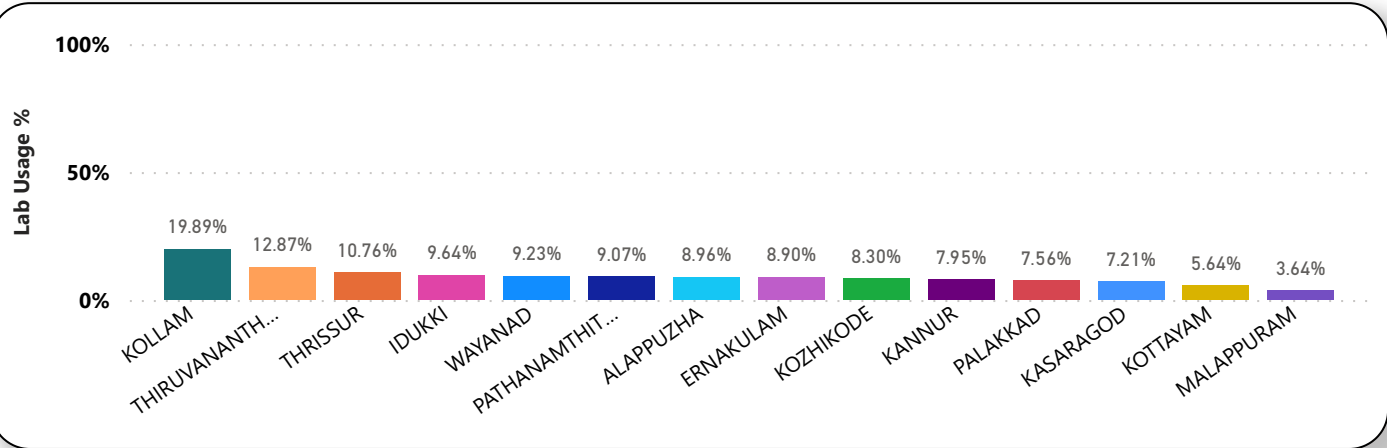
Pharmacy Usage in all Institutions

Institutions with atleast 100 UHID visits are listed here.

Hospital	Pharmacy Usage %	Hospital	Pharmacy Usage %
Family Health Centre Vengapally	93.79%	M S Padmaiah Gowder Memorial	20.69%
Family Health Centre Poothadi	90.27%	Government General Hospital Kalpetta	
Family Health Centre Kottathara	88.75%	Family Health Centre Ambalavayal	61.84%
Family Health Centre Cheeral	88.11%	Family Health Centre Appapara	71.97%
Family Health Centre Edavaka	87.98%	Family Health Center Noolpuzha	80.27%
Family Health Centre Chethalayam	87.60%	Family Health Centre Padinjarathara	80.95%
Family Health Centre Meppady	87.53%	Family Health Centre Thondernad	82.87%
Family Health Centre Pozhuthana	87.09%	Family Health Centre Vellamunda	84.82%
Family Health Centre Vellamunda	84.82%	Family Health Centre Pozhuthana	87.09%
Family Health Centre Thondernad	82.87%	Family Health Centre Meppady	87.53%
		Family Health Centre Chethalayam	87.60%

3.5 e-Health Performance - Lab Usage

Lab % is calculated as (Lab Prescriptions/ Total Visits) *100



Lab Usage in all Institutions

Institutions with atleast 100 UHID visits are listed here.

Hospital	Lab Usage %
Family Health Centre Thondernad	20.22%
Family Health Centre Appapara	19.45%
Family Health Center Noolpuzha	16.93%
Family Health Centre Meppady	15.50%
Family Health Centre Cheeral	15.47%
Family Health Centre Ambalavayal	13.62%
Family Health Centre Vengapally	13.49%
Family Health Centre Vellamunda	13.34%
Family Health Centre Chethalayam	12.77%
Family Health Centre Poothadi	11.30%
Family Health Centre Edavaka	10.96%

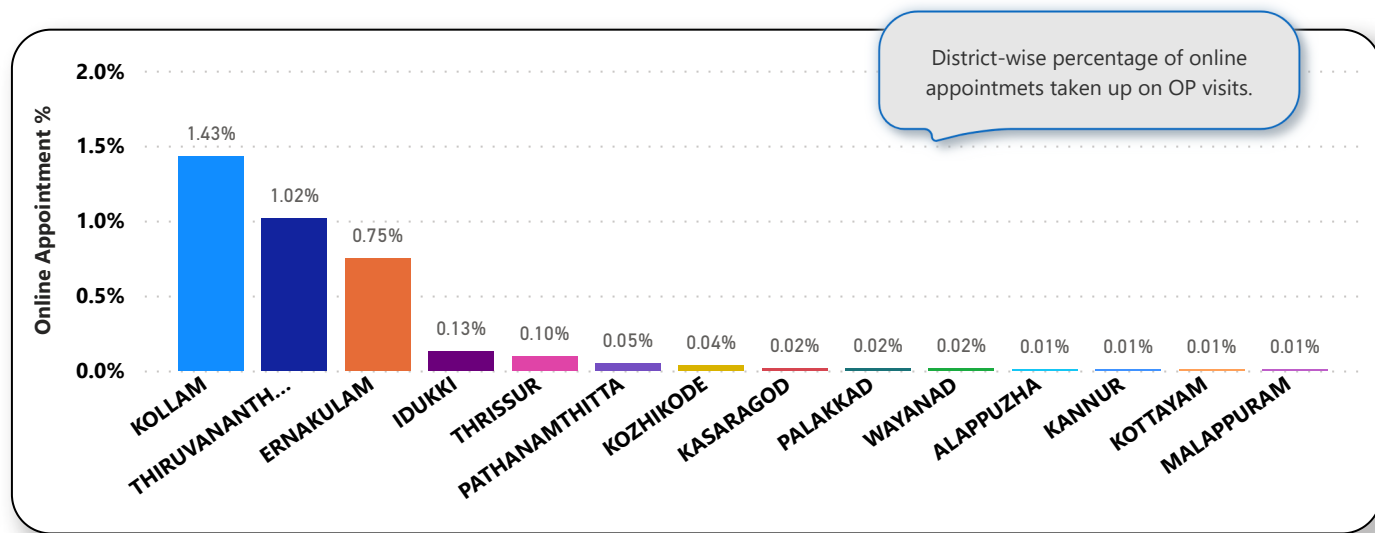
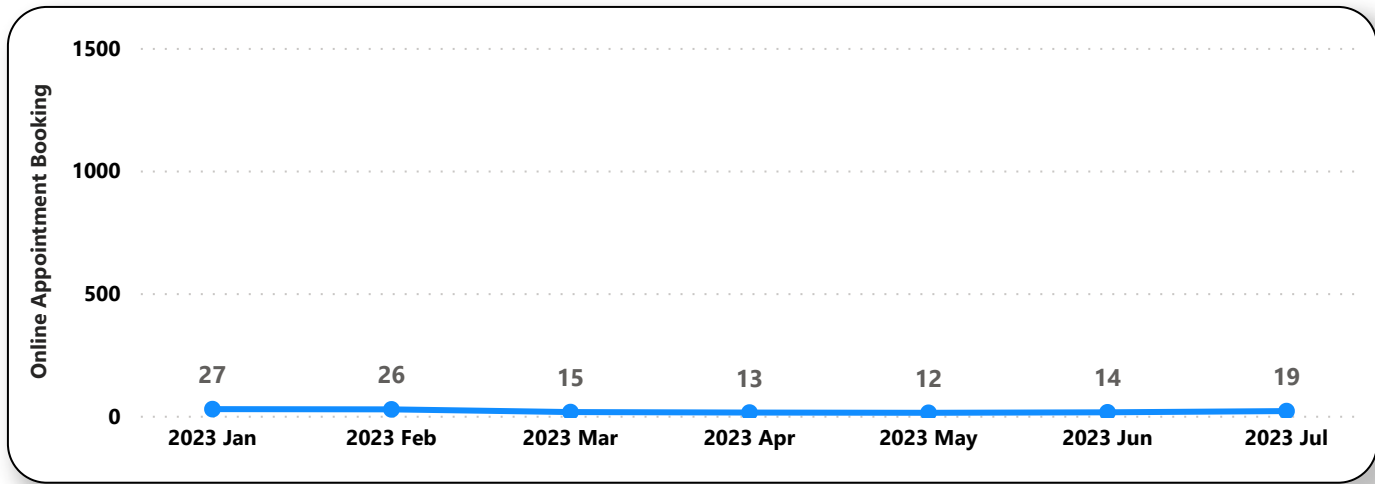
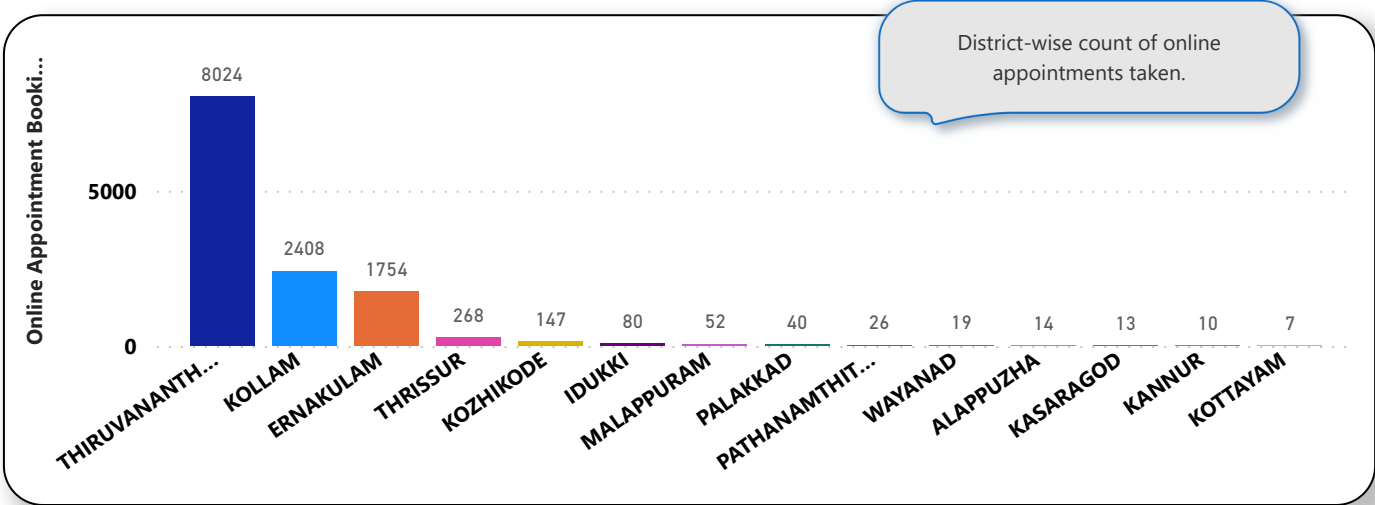
Hospital	Lab Usage %
M S Padmaiah Gowder Memorial Government General Hospital Kalpetta	0.02%
Family Health Centre Padinjarathara	5.45%
Family Health Centre Pozhuthana	7.72%
Family Health Centre Kottathara	9.38%
Family Health Centre Edavaka	10.96%
Family Health Centre Poothadi	11.30%
Family Health Centre Chethalayam	12.77%
Family Health Centre Vellamunda	13.34%
Family Health Centre Vengapally	13.49%
Family Health Centre Ambalavayal	13.62%

4. Status of Modules Usage in Hospitals

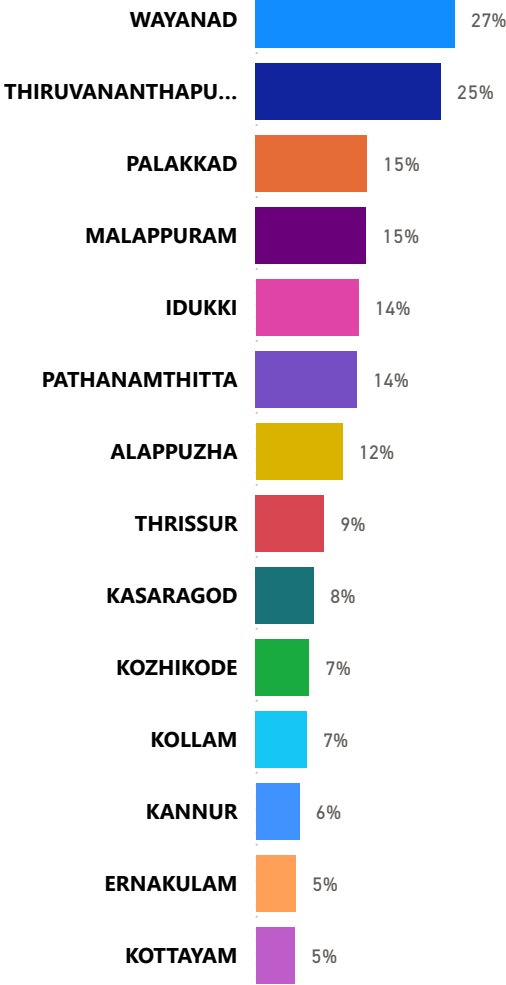
District wise status of live institutions and the count of various modules [Reception, OP Consultation, Lab, Pharmacy] started / functional.

District Name	Live Institutions	Reception	Consultation	Lab	Pharmacy
THIRUVANANTHAPURAM	106	99 (93.4%)	94 (88.7%)	80 (75.5%)	74 (69.8%)
THRISSUR	70	59 (84.3%)	57 (81.4%)	52 (74.3%)	53 (75.7%)
KOZHIKODE	56	43 (76.8%)	38 (67.9%)	38 (67.9%)	36 (64.3%)
MALAPPURAM	54	48 (88.9%)	47 (87.%)	31 (57.4%)	36 (66.7%)
ERNAKULAM	48	38 (79.2%)	33 (68.8%)	20 (41.7%)	17 (35.4%)
PALAKKAD	45	45 (100.%)	38 (84.4%)	34 (75.6%)	30 (66.7%)
KANNUR	40	35 (87.5%)	31 (77.5%)	27 (67.5%)	26 (65.%)
ALAPPUZHA	32	32 (100.%)	32 (100.%)	30 (93.8%)	30 (93.8%)
KOTTAYAM	32	28 (87.5%)	25 (78.1%)	20 (62.5%)	25 (78.1%)
KOLLAM	31	31 (100.%)	31 (100.%)	29 (93.5%)	29 (93.5%)
KASARAGOD	23	20 (87.%)	17 (73.9%)	12 (52.2%)	17 (73.9%)
PATHANAMTHITTA	20	19 (95.%)	16 (80.%)	11 (55.%)	13 (65.%)
IDUKKI	19	19 (100.%)	18 (94.7%)	16 (84.2%)	18 (94.7%)
WAYANAD	17	15 (88.2%)	15 (88.2%)	14 (82.4%)	15 (88.2%)
Total	593	531 (89.5%)	492 (83.%)	414 (69.8%)	419 (70.7%)

5. Online Appointment Booking in Hospitals (except Medical Colleges)



6. eHealth Performance - Reach



Reach indicates the percentage of population availing services through eHealth. The formula used to calculate is (Number of UHID registered / Population) * 100 %.

7. Public Health Survey Status

