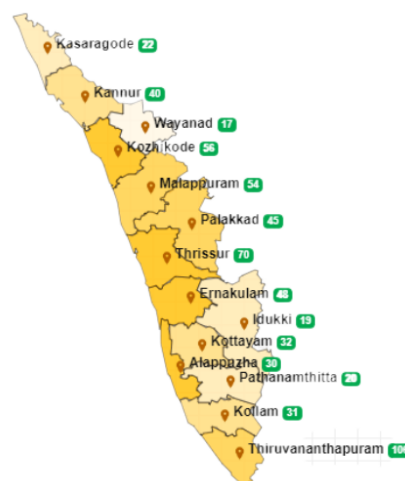


## 1. eHealth Kerala - Vital Statistics

Live Institutions	54
Medical College Hospitals	1
PHCs/FHCs	44
CHCs	0
DHs/GHs	0
PH Labs	1
Other(Inc UPHCs,Taluk Hospitals)	8



## 2. Highlights



- Reception module started in 47 of 53 institutions of the district.
- The district is at position 4 in reach rank which indicates number of UHID registered among the entire population.
- The district is at position 5 in OP Consultation with nearly 77%.
- The district is at 7th position in Online Appointment Booking percentage(0.02%) calculated upon OP visits.



- The district is at second last position in overall ranking based on district performance in providing eHealth services through all institutions except **Medical Colleges**.
- The district is at position 10 in UHID Visits with nearly 19%.
- The district is at position 12 in Pharmacy Usage (nearly 40%).
- The district is at last position in both house survey completion (0.03%) and member survey completion (0.01%).

3. eHealth - District Ranking Matrix Based on Performance of all Institutions (except Medical Colleges)

The ranking matrix showcase the district performance in providing eHealth services through all institutions (except Medical Colleges) based on six different parameters. These parameters include whether the reception module is started or not, UHID Visits, Doctor Consultation, Pharmacy Usage, Lab Usage and number of Live Institutions. Based on the ranking, the districts are classified into three broad categories, the best performing districts, the average performing districts and the low performing districts.

The best performing districts should strive to continue to remain in the same position, whereas the average performing as well as the low performing districts should strive to reach to the 'top four' league.

The ranking matrix for the month of June '23 is given below:

Rank	District
1	PATHANAMTHITTA
2	WAYANAD, IDUKKI
3	THRISSUR
4	PALAKKAD
5	ALAPPUZHA, KOLLAM
6	THIRUVANANTHAPURAM, KANNUR, KASARAGOD
7	KOTTAYAM, KOZHIKODE
8	MALAPPURAM
9	ERNAKULAM

- Best performing
- Average performing
- Low performing

## 3. eHealth - Institution Level Ranking (except Medical Colleges)

Hospital	Rank
Family Health Centre Chokkad	1
Family Health Centre Pulikkal	1
Family Health Centre Morayur	2
Family Health Centre Moorkkanad	3
Family Health Centre Thanalur	3
Family Health Centre Vazhikkadavu	3
Family Health Centre A R Nagar	4
Family Health Centre Karulai	4
Family Health Centre Parappanangadi	4
Family Health Centre Ponmala	4
Family Health Centre Athanikkal	5
Family Health Centre Palappetty	5
Urban Primary Health Centre Perinthalmanna	5
Family Health Centre Elamkulam	6
Urban Primary Health Centre Biyyam	6
Family Health Centre Koottayi	7
Family Health Centre Nannambra	7
Family Health Centre Thazhekode	7
Family Health Centre Thrikkalangode	7
Block Family Health Centre Thiruvalli	8
Family Health Centre Thuvvur	8
Family Health Centre Kaladi	8
Family Health Centre Ozhur	8
Family Health Centre Vazhakkad	8
Family Health Centre Chaliyar	9
Family Health Centre Chelembra	9
Family Health Centre Odakkayam	9
Family Health Centre Porur	9
Urban Primary Health Centre Mangalassery	9

Hospital	Rank
District Public Health Laboratory Malappuram	14
Family Health Centre Trippanachi	14
Family Health Centre Thalakkad	13
Family Health Centre Thirunavaya	13
Family Health Centre Triprangode	13
Family Health Centre Valavannur	13
Women And Childrens Hospital Ponnani	13
Family Health Centre Kottakkal	12
Family Health Centre Marakkara	12
Family Health Centre Pandikkad	12
Taluk Head Quarters Hospital Tirurangadi	12
Family Health Centre Edayur	11
Family Health Centre Moonniyur	11
Family Health Centre Alankode	10
Family Health Centre Kuzhimanna	10
Family Health Centre Pang	10
Family Health Centre Vattamkulam	10
Family Health Centre Vazhayoor	10
Urban Primary Health Centre Vettekcode	10
Family Health Centre Chaliyar	9
Family Health Centre Chelembra	9
Family Health Centre Odakkayam	9
Family Health Centre Porur	9
Urban Primary Health Centre Mangalassery	9
Urban Primary Health Centre Nilambur	9
Block Family Health Centre Thiruvalli	8
Family Health Centre Thuvvur	8
Family Health Centre Kaladi	8
Family Health Centre Ozhur	8

3.1 eHealth Performance - Reception Module

Reception Module is considered to be functional in an institution only if the number of total visits for the month is of minimum 500.

District	Institution Count	Institutions with Reception	% of institutions with Reception
IDUKKI	19	19	100.00%
KOLLAM	30	30	100.00%
PALAKKAD	44	42	95.45%
THIRUVANANTHAPURAM	102	97	95.10%
PATHANAMTHITTA	19	18	94.74%
ALAPPUZHA	31	29	93.55%
KANNUR	39	35	89.74%
MALAPPURAM	53	47	88.68%
WAYANAD	17	15	88.24%
KOTTAYAM	31	26	83.87%
KASARAGOD	23	19	82.61%
THRISSUR	69	57	82.61%
KOZHIKODE	54	42	77.78%
ERNAKULAM	47	36	76.60%

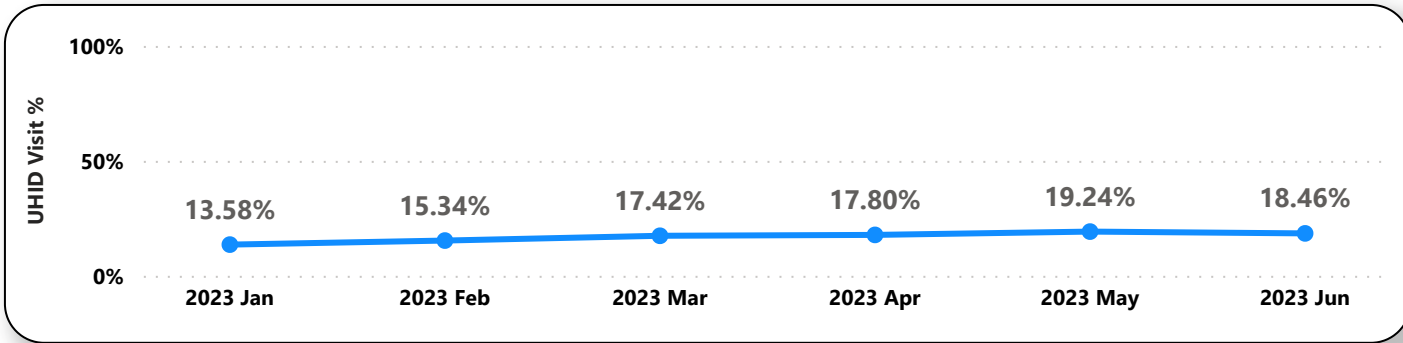
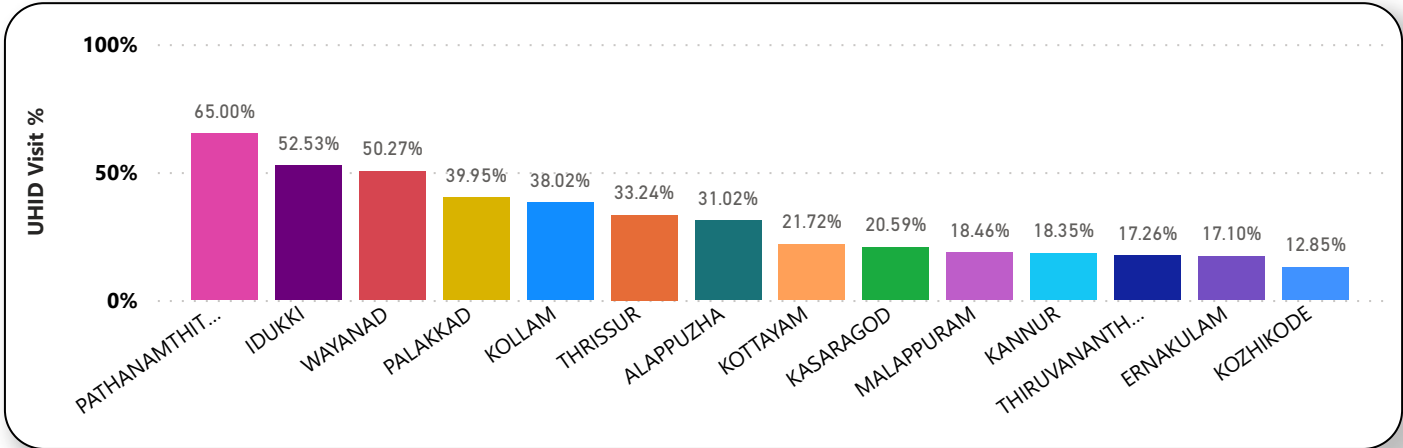
Hospital Name
TALUK HEAD QUARTERS HOSPITAL MALAPPURAM
FAMILY HEALTH CENTRE VELIYANCODE
FAMILY HEALTH CENTRE TRIPPANACHI
FAMILY HEALTH CENTRE CHERUKAVU
FAMILY HEALTH CENTRE CHEMMALASSERY
DISTRICT PUBLIC HEALTH LABORATORY MALAPPURAM

Institutions where the reception module is either not started or not using



3.2 e-Health Performance - UHID Visits

UHID Visit % is calculated as (UHID Visits / Total Visit ) \*100



Institutions based on UHID Visits

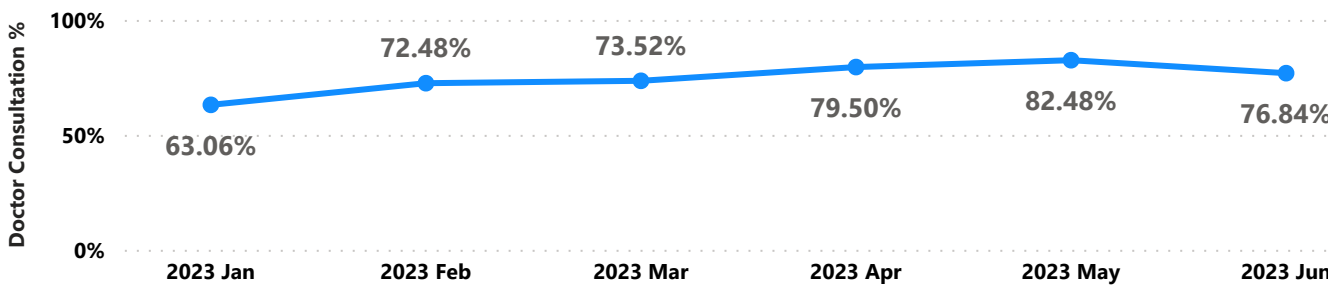
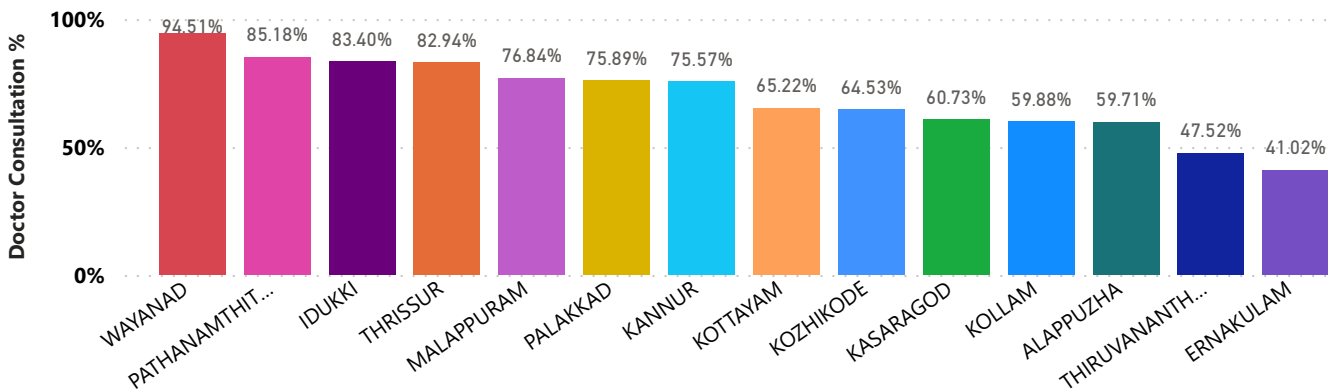
Institutions with atleast 100 UHID visits are listed here.

Hospital	UHID Visit %
Family Health Centre Moorkkanad	78.38%
Family Health Centre Pulikkal	74.64%
Family Health Centre Chokkad	70.58%
Family Health Centre Porur	61.73%
Family Health Centre Morayur	57.06%
Family Health Centre Chaliyar	56.00%
Family Health Centre Elamkulam	52.54%
Family Health Centre Athanikkal	47.71%
Family Health Centre Kaladi	39.06%
Family Health Centre A R Nagar	36.81%

Hospital	UHID Visit %
Family Health Centre Pandikkad	3.71%
Family Health Centre Thuvvur	4.49%
Urban Primary Health Centre Nilambur	5.02%
Family Health Centre Parappanangadi	5.95%
Urban Primary Health Centre Vettekode	8.25%
Family Health Centre Marakkara	9.29%
Family Health Centre Kuzhimanna	10.59%
Family Health Centre Kottakkal	11.55%
Family Health Centre Alamkode	11.72%
Family Health Centre Pang	14.28%

3.3 e-Health Performance - Doctor Consultation

Consultation % is calculated as (Doctor Consultation / OP Visits ) \*100



Doctor Consultation Percentage in all Institutions

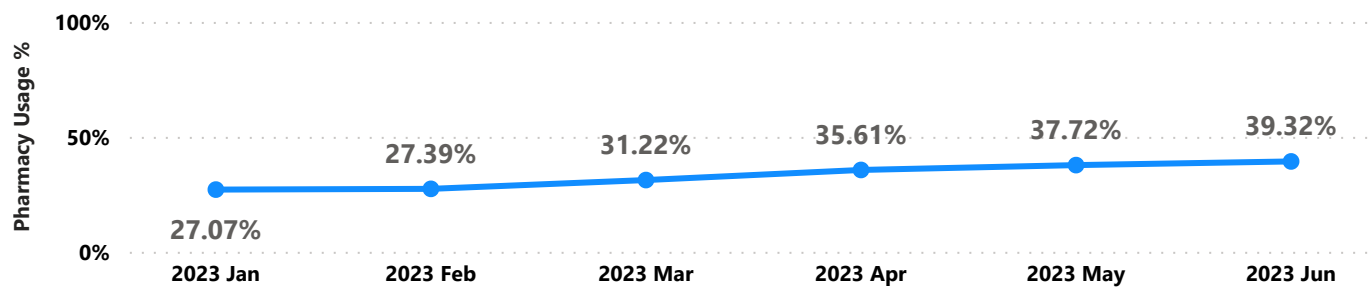
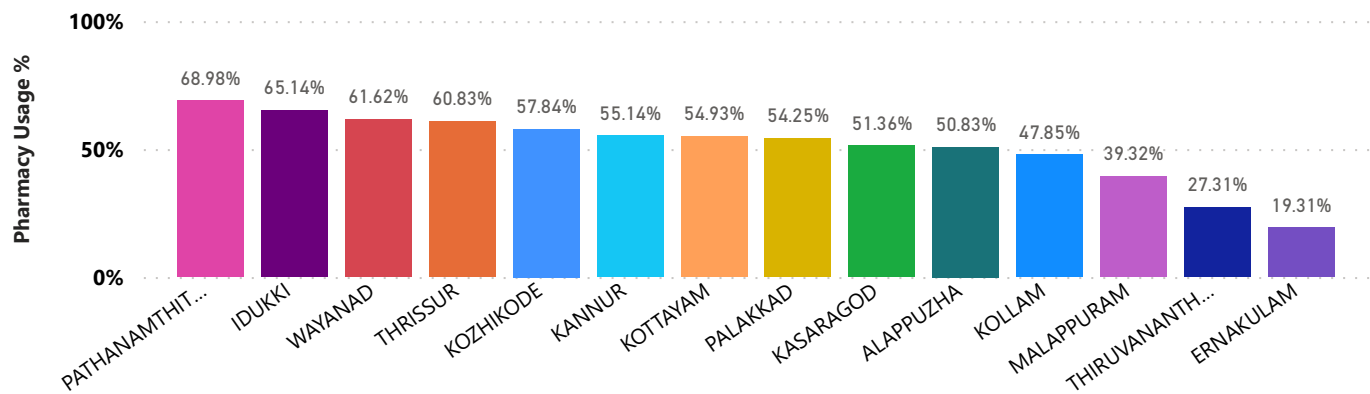
Institutions with atleast 100 UHID visits are listed here.

Hospital	Doctor Consultation %
Family Health Centre A R Nagar	99.85%
Family Health Centre Vazhikkadavu	99.81%
Family Health Centre Parappanangadi	99.64%
Family Health Centre Ponmala	99.11%
Family Health Centre Pulikkal	99.08%
Family Health Centre Morayur	98.47%
Family Health Centre Nannambra	98.24%
Family Health Centre Koottayi	97.99%
Family Health Centre Kuzhimanna	97.23%
Family Health Centre Moorkkanad	97.10%

Hospital	Doctor Consultation %
Family Health Centre Thirunavaya	28.49%
Family Health Centre Porur	42.96%
Family Health Centre Pandikkad	60.20%
Family Health Centre Marakkara	63.86%
Family Health Centre Chelembra	70.23%
Family Health Centre Alamkode	73.02%
Family Health Centre Edayur	73.72%
Family Health Centre Kottakkal	74.87%
Family Health Centre Chaliyar	75.27%
Family Health Centre Pang	84.04%

3.4 e-Health Performance - Pharmacy Usage

Pharmacy % is calculated as (Pharmacy Prescriptions/ Total Visits ) \*100



Pharmacy Usage in all Institutions

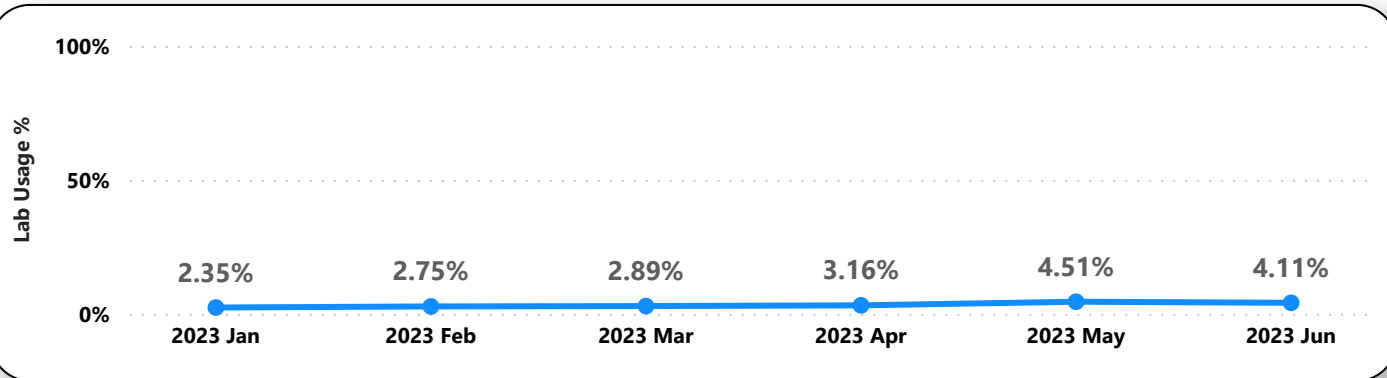
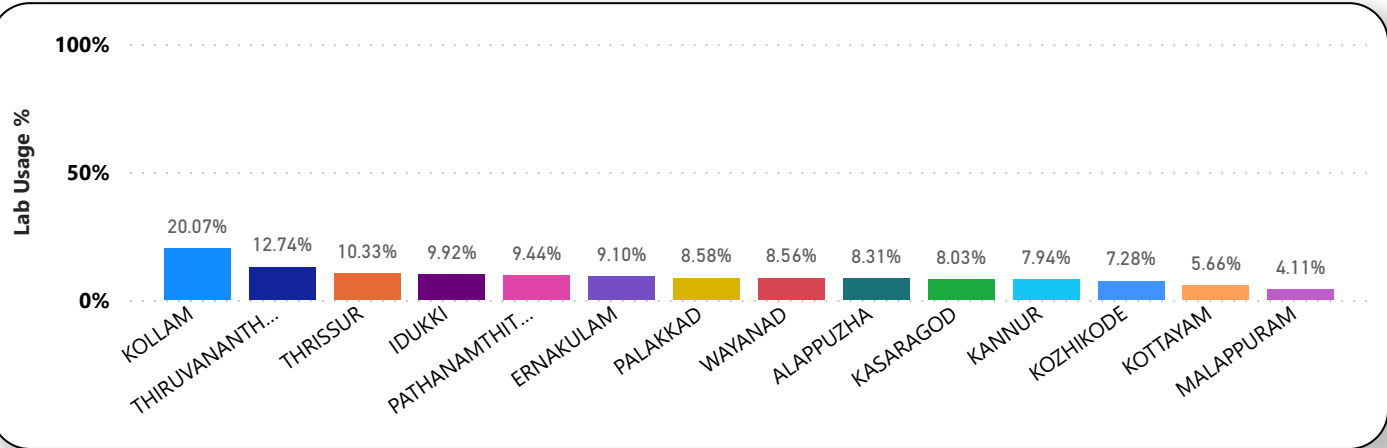
Institutions with atleast 100 UHID visits are listed here.

Hospital	Pharmacy Usage %
Family Health Centre Moorkkanad	95.22%
Family Health Centre Pulikkal	95.01%
Family Health Centre Vazhikkadavu	94.07%
Family Health Centre Parappanangadi	92.55%
Family Health Centre Thanalur	92.55%
Family Health Centre Morayur	91.77%
Family Health Centre A R Nagar	91.20%
Family Health Centre Chokkad	89.63%
Family Health Centre Athanikkal	88.95%
Family Health Centre Thazhekod	83.34%

Hospital	Pharmacy Usage %
Family Health Centre Kottakkal	0.50%
Family Health Centre Marakkara	4.75%
Family Health Centre Pandikkad	6.79%
Family Health Centre Nannambra	7.56%
Family Health Centre Kaladi	12.46%
Family Health Centre Elamkulam	13.80%
Family Health Centre Thirunavaya	14.48%
Family Health Centre Thuvvur	16.02%
Urban Primary Health Centre Vettekode	19.06%
Family Health Centre Chaliyar	25.54%

3.5 e-Health Performance - Lab Usage

Lab % is calculated as (Lab Prescriptions/ Total Visits ) \*100



Lab Usage in all Institutions

Institutions with atleast 100 UHID visits are listed here.

Hospital	Lab Usage %
Family Health Centre Morayur	11.59%
Family Health Centre Parappanangadi	10.68%
Family Health Centre Vazhikkadavu	8.27%
Family Health Centre Thuvvur	7.83%
Family Health Centre Ponmala	7.55%
Family Health Centre Elamkulam	7.02%
Family Health Centre Chokkad	6.52%
Family Health Centre Pulikkal	6.51%
Family Health Centre Thanalur	6.36%
Family Health Centre Karulai	5.86%
Family Health Centre Alamkode	5.58%

Hospital	Lab Usage %
Family Health Centre Chaliyar	0.15%
Family Health Centre Thirunavaya	0.16%
Family Health Centre Athanikkal	0.50%
Family Health Centre Pang	0.66%
Family Health Centre Kottakkal	0.86%
Family Health Centre Pandikkad	1.03%
Family Health Centre Marakkara	1.37%
Family Health Centre Koottayi	1.76%
Family Health Centre Porur	3.21%
Urban Primary Health Centre Nilambur	4.20%
Family Health Centre Moorkkanad	4.35%



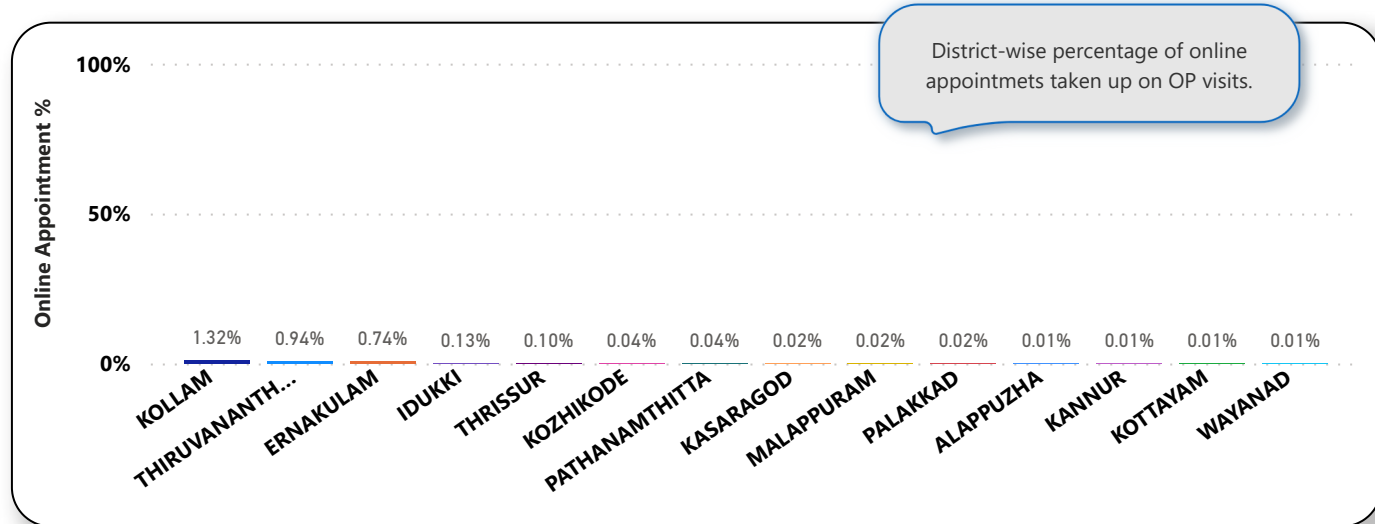
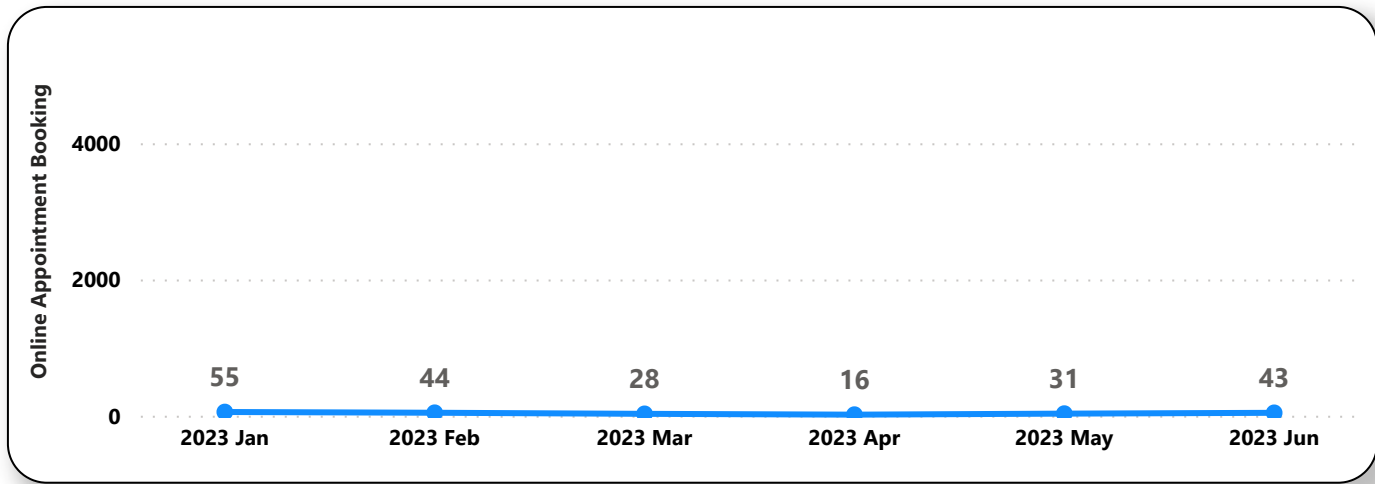
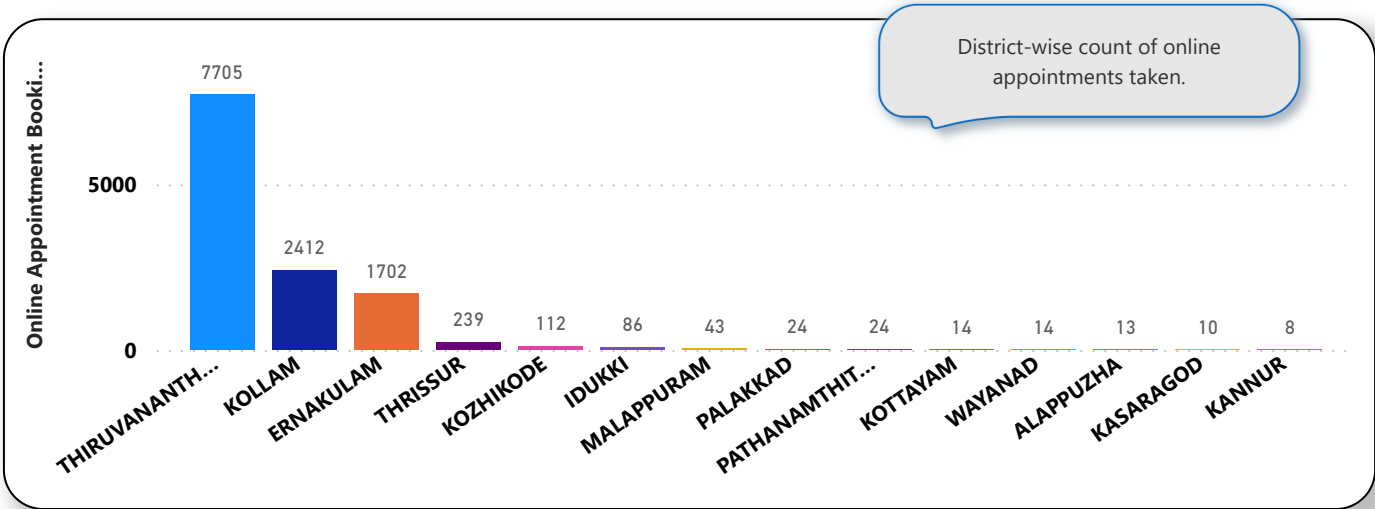
4. Status of Modules Usage in Hospitals

District wise status of live institutions and the count of various modules [Reception, OP Consultation, Lab, Pharmacy] started / functional.

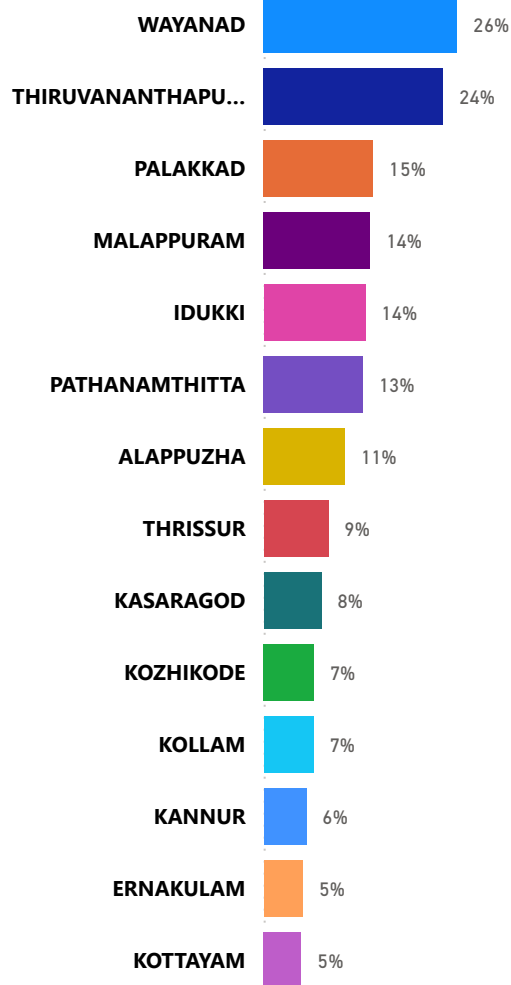
District Name	Live Institutions	Reception	Consultation	Lab	Pharmacy
THIRUVANANTHAPURAM	106	101 (95.3%)	90 (84.9%)	81 (76.4%)	71 (67.%)
THRISSUR	70	58 (82.9%)	57 (81.4%)	52 (74.3%)	53 (75.7%)
KOZHIKODE	56	44 (78.6%)	38 (67.9%)	36 (64.3%)	35 (62.5%)
MALAPPURAM	54	48 (88.9%)	46 (85.2%)	28 (51.9%)	35 (64.8%)
ERNAKULAM	48	37 (77.1%)	32 (66.7%)	19 (39.6%)	16 (33.3%)
PALAKKAD	45	43 (95.6%)	37 (82.2%)	35 (77.8%)	27 (60.%)
KANNUR	40	36 (90.%)	31 (77.5%)	25 (62.5%)	24 (60.%)
ALAPPUZHA	32	30 (93.8%)	29 (90.6%)	22 (68.8%)	27 (84.4%)
KOTTAYAM	32	27 (84.4%)	23 (71.9%)	19 (59.4%)	22 (68.8%)
KOLLAM	31	31 (100.%)	31 (100.%)	29 (93.5%)	29 (93.5%)
KASARAGOD	23	20 (87.%)	18 (78.3%)	15 (65.2%)	17 (73.9%)
PATHANAMTHITTA	20	19 (95.%)	17 (85.%)	13 (65.%)	15 (75.%)
IDUKKI	19	19 (100.%)	17 (89.5%)	16 (84.2%)	16 (84.2%)
WAYANAD	17	15 (88.2%)	15 (88.2%)	15 (88.2%)	15 (88.2%)
Total	593	528 (89.%)	481 (81.1%)	405 (68.3%)	402 (67.8%)



5. Online Appointment Booking in Hospitals (except Medical Colleges)



6. eHealth Performance - Reach



Reach indicates the percentage of population availing services through eHealth. The formula used to calculate is (Number of UHID registered / Population) \* 100 %.

## 7. Public Health Survey Status

