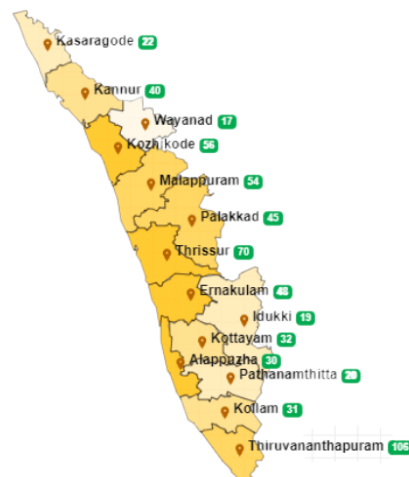


1. eHealth Kerala - Vital Statistics

Live Institutions	45
Medical College Hospitals	1
PHCs/FHCs	41
CHCs	0
DHs/GHs	0
PH Labs	0
Other(Inc UPHCs,Taluk Hospitals)	3



2. Highlights



- The Palakkad district remains at position 4 in overall ranking based on district performance in providing eHealth services through all institutions except Medical Colleges.
- Reception module started in 42 of 44 institutions of the district.
- Palakkad district remains at 4th position in UHID Visits with 40%.
- The district stands at position 8 in Pharmacy Usage with nearly 54%.
- The district is at 3rd position in reach rank which indicates UHID registration proportionate to the population.



- Palakkad district stands at position 6 in the case of OP consultation with nearly 76%.
- The district is at position 7 in Online Appointment Booking percentage(0.02%) calculated upon OP visits.
- The district is at position 9 in house survey completion (0.77%) and at position 7 in member survey completion (0.07%).

3. eHealth - District Ranking Matrix Based on Performance of all Institutions (except Medical Colleges)

The ranking matrix showcase the district performance in providing eHealth services through all institutions (except Medical Colleges) based on six different parameters. These parameters include whether the reception module is started or not, UHID Visits, Doctor Consultation, Pharmacy Usage, Lab Usage and number of Live Institutions. Based on the ranking, the districts are classified into three broad categories, the best performing districts, the average performing districts and the low performing districts.

The best performing districts should strive to continue to remain in the same position, whereas the average performing as well as the low performing districts should strive to reach to the 'top four' league.

The ranking matrix for the month of June '23 is given below:

Rank	District
1	PATHANAMTHITTA
2	WAYANAD, IDUKKI
3	THRISSUR
4	PALAKKAD
5	ALAPPUZHA, KOLLAM
6	THIRUVANANTHAPURAM, KANNUR, KASARAGOD
7	KOTTAYAM, KOZHIKODE
8	MALAPPURAM
9	ERNAKULAM

- Best performing
- Average performing
- Low performing

3. eHealth - Institution Level Ranking (except Medical Colleges)

Hospital	Rank
Family Health Centre Kavassery	1
Family Health Centre Kizhakkencherry	1
Family Health Centre Kuthanur	1
Family Health Centre Mannur	1
Family Health Centre Ozhalapathy	1
Family Health Centre Kanhirapuzha	2
Family Health Centre Keralassery	2
Family Health Centre Kumbidi	2
Family Health Centre Mathur	2
Family Health Centre Nellaya	2
Family Health Centre Peruvemba	2
Family Health Centre Vandazhi	2
Family Health Centre Vaniyamkulam	2
Family Health Centre Vannamada	2
Urban Primary Health Centre Kulappully	2
Family Health Centre Adakkaputhur	3
Family Health Centre Mankara	3
Family Health Centre Puthucode	3
Family Health Centre Sreekrishnapuram	3
Family Health Centre Anakkatty	4
Family Health Centre Kalladikode	4
Family Health Centre Pattithara	4
Family Health Centre Pookkottukavu	4
Family Health Centre Pudur	4
Urban Primary Health Centre Diara Street	4
Family Health Centre Ayalur	5
Family Health Centre Kollengode	5
Family Health Centre Pallipuram Palakkad	5

Hospital	Rank
Family Health Centre Muthalamada	14
Family Health Centre Vellinezhi	14
Family Health Centre Karakurissi	13
Family Health Centre Kottopadam	13
Government Tribal Speciality Hospital Kottathara	13
Family Health Centre Chalavara	12
Family Health Centre Vadavanur	12
Family Health Centre Pudukkottai	11
Family Health Centre Pallassana	10
Family Health Centre Elambullassery	9
Family Health Centre Poringottukurissi	8
Family Health Centre Nannode	7
Family Health Centre Kappoor	6
Family Health Centre Kumaranellur	6
Family Health Centre Kunissery	6
Family Health Centre Parli	6
Family Health Centre Ayalur	5
Family Health Centre Kollengode	5
Family Health Centre Pallipuram Palakkad	5
Family Health Centre Anakkatty	4
Family Health Centre Kalladikode	4
Family Health Centre Pattithara	4
Family Health Centre Pookkottukavu	4
Family Health Centre Pudur	4
Urban Primary Health Centre Diara Street	4
Family Health Centre Adakkaputhur	3
Family Health Centre Mankara	3

3.1 eHealth Performance - Reception Module

Reception Module is considered to be functional in an institution only if the number of total visits for the month is of minimum 500.

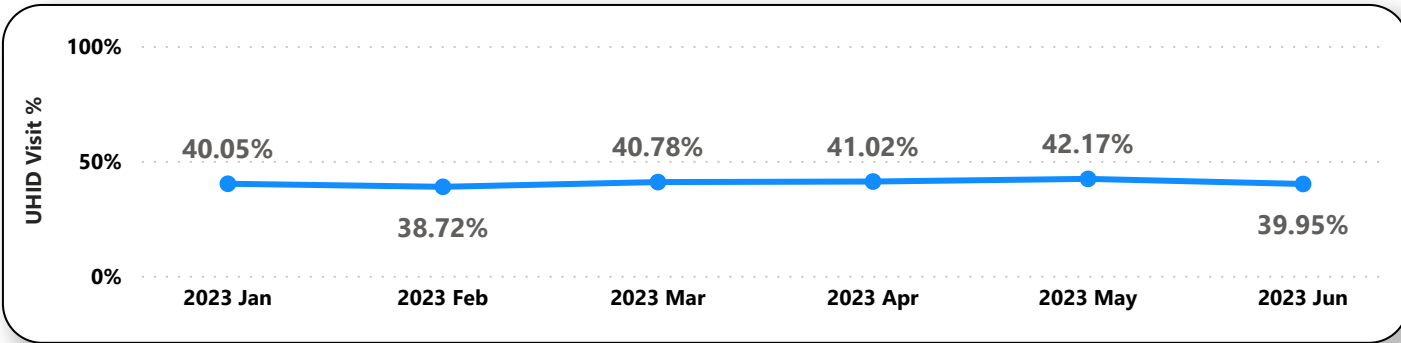
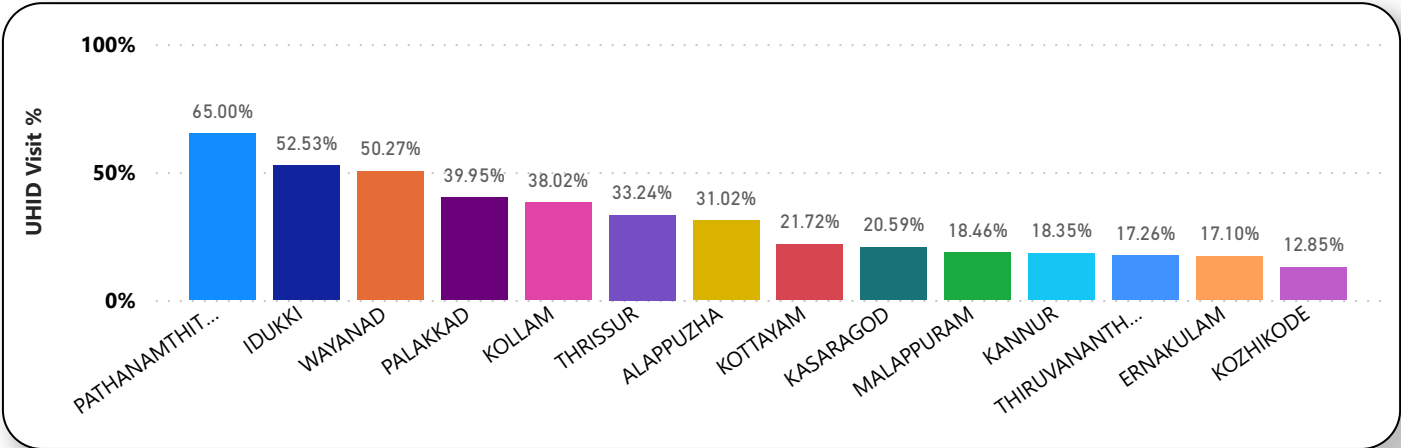
District	Institution Count	Institutions with Reception	% of institutions with Reception
IDUKKI	19	19	100.00%
KOLLAM	30	30	100.00%
PALAKKAD	44	42	95.45%
THIRUVANANTHAPURAM	102	97	95.10%
PATHANAMTHITTA	19	18	94.74%
ALAPPUZHA	31	29	93.55%
KANNUR	39	35	89.74%
MALAPPURAM	53	47	88.68%
WAYANAD	17	15	88.24%
KOTTAYAM	31	26	83.87%
KASARAGOD	23	19	82.61%
THRISSUR	69	57	82.61%
KOZHIKODE	54	42	77.78%
ERNAKULAM	47	36	76.60%

Hospital Name
FAMILY HEALTH CENTRE VELLINEZHI
FAMILY HEALTH CENTRE MUTHALAMADA

Institutions where the reception module is either not started or not using

3.2 e-Health Performance - UHID Visits

UHID Visit % is calculated as (UHID Visits / Total Visit) *100



Institutions based on UHID Visits

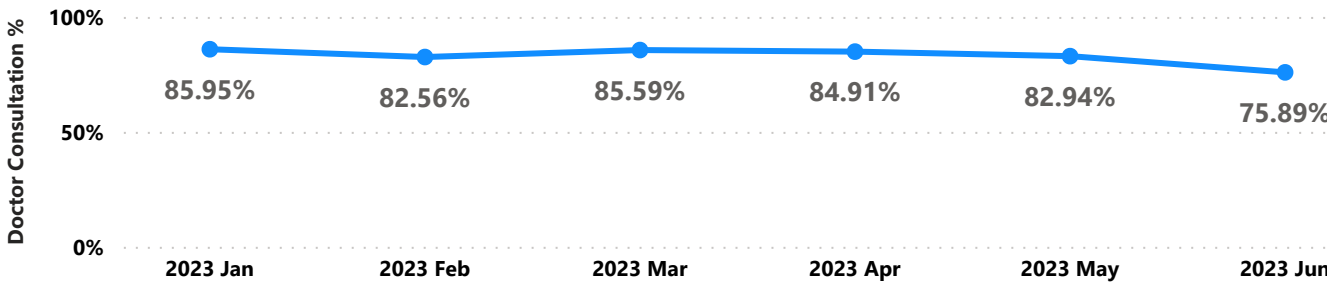
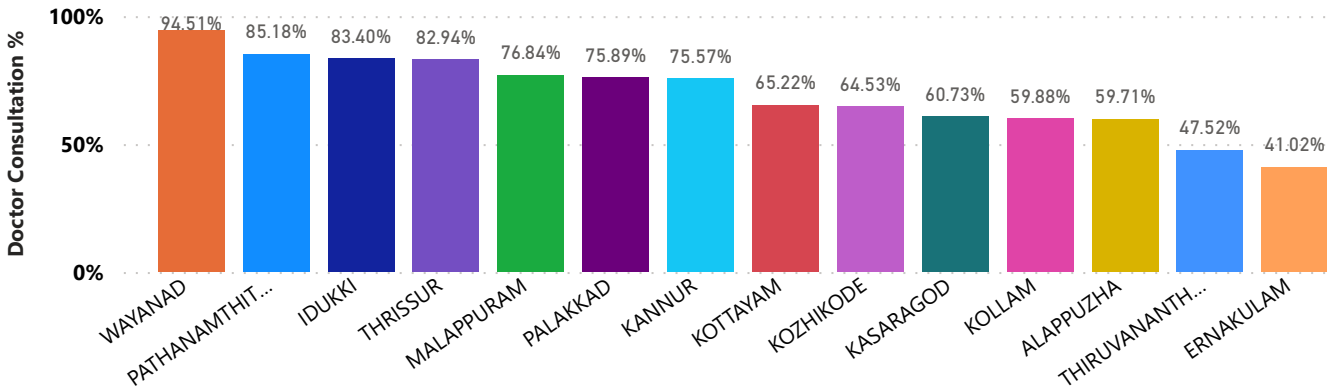
Institutions with atleast 100 UHID visits are listed here.

Hospital	UHID Visit %
Family Health Centre Kavassery	88.46%
Family Health Centre Mannur	87.19%
Family Health Centre Pallipuram Palakkad	81.44%
Family Health Centre Kizhakkencherry	77.49%
Family Health Centre Kuthanur	72.44%
Family Health Centre Vaniyamkulam	67.26%
Family Health Centre Keralassery	66.85%
Family Health Centre Ozhalapathy	64.69%
Family Health Centre Puthucode	63.01%
Urban Primary Health Centre Diara Street	61.24%

Hospital	UHID Visit %
Family Health Centre Kalladikode	4.64%
Family Health Centre Chalavara	4.74%
Family Health Centre Kottopadam	4.78%
Family Health Centre Kollengode	6.44%
Government Tribal Speciality Hospital Kottathara	7.53%
Family Health Centre Kappoor	9.89%
Family Health Centre Pudur	14.29%
Family Health Centre Pattithara	16.81%
Family Health Centre Pookkottukavu	16.89%
Family Health Centre Adakkapathy	22.26%

3.3 e-Health Performance - Doctor Consultation

Consultation % is calculated as (Doctor Consultation / OP Visits) *100



Doctor Consultation Percentage in all Institutions

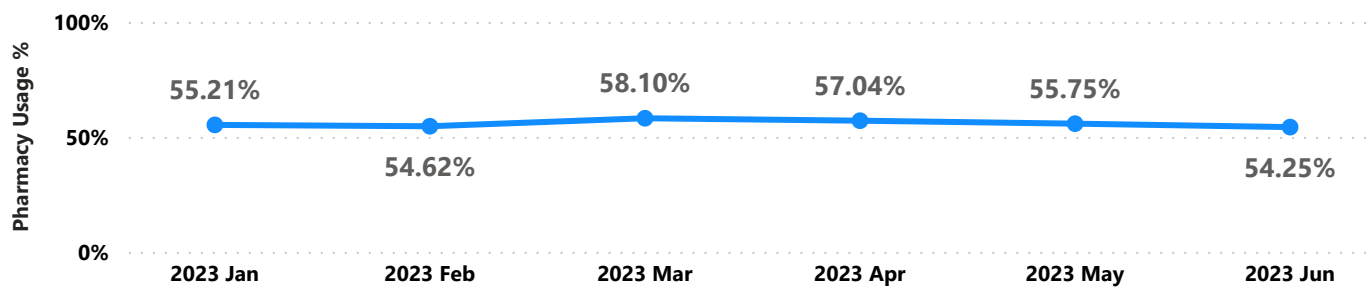
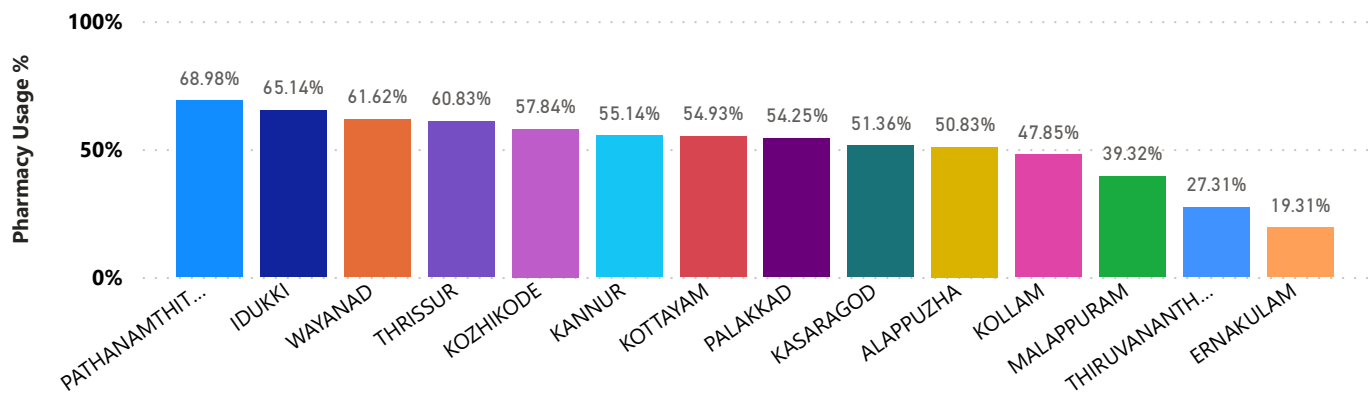
Institutions with atleast 100 UHID visits are listed here.

Hospital	Doctor Consultation %
Family Health Centre Ozhalapathy	99.97%
Family Health Centre Vaniyamkulam	99.88%
Family Health Centre Pookkottukavu	99.80%
Family Health Centre Adakkaputhur	99.78%
Family Health Centre Sreekrishnapuram	99.74%
Family Health Centre Peruvemba	99.54%
Urban Primary Health Centre Diara Street	99.16%
Family Health Centre Ayalur	99.07%
Family Health Centre Nellore	98.97%
Family Health Centre Kuthanur	98.81%

Hospital	Doctor Consultation %
Family Health Centre Peringottukurissi	35.33%
Family Health Centre Chalavara	51.17%
Family Health Centre Nannode	57.39%
Family Health Centre Puthucode	80.55%
Family Health Centre Pallipuram Palakkad	84.89%
Family Health Centre Kunissery	85.75%
Family Health Centre Mankara	86.09%
Family Health Centre Kollengode	87.45%
Family Health Centre Parli	88.38%
Family Health Centre Kumaranellur	89.85%

3.4 e-Health Performance - Pharmacy Usage

Pharmacy % is calculated as (Pharmacy Prescriptions/ Total Visits) *100



Pharmacy Usage in all Institutions

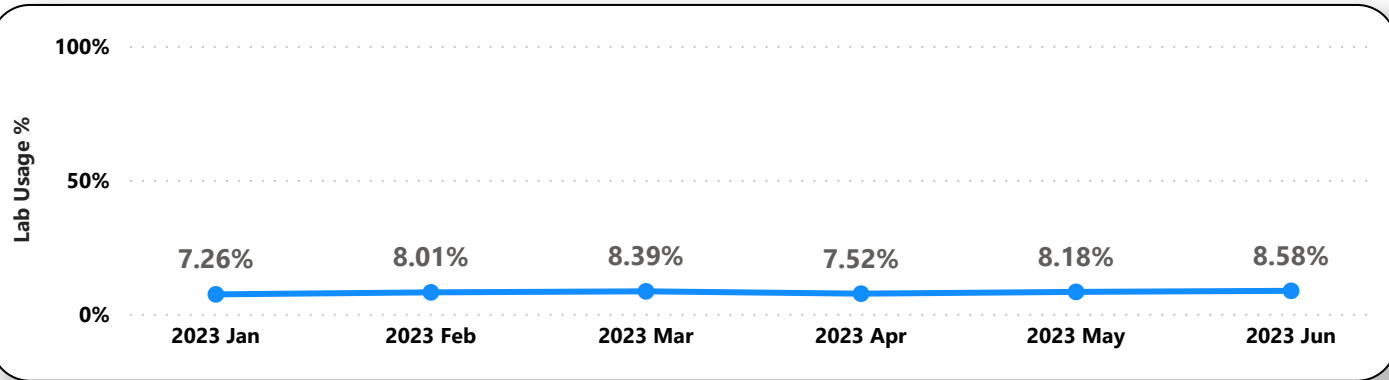
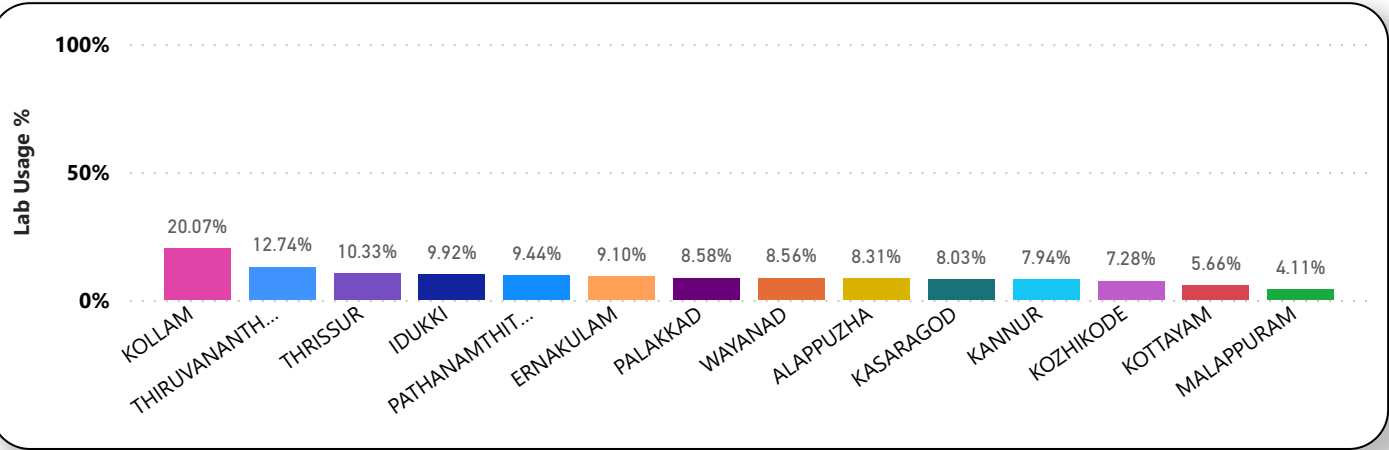
Institutions with atleast 100 UHID visits are listed here.

Hospital	Pharmacy Usage %
Family Health Centre Adakkaputhur	93.65%
Family Health Centre Pattithara	93.43%
Family Health Centre Pookkottukavu	92.90%
Family Health Centre Kappoor	92.53%
Family Health Centre Kavassery	92.28%
Family Health Centre Vaniyamkulam	91.48%
Family Health Centre Nella	91.33%
Family Health Centre Kuthanur	90.85%
Family Health Centre Ozhalapathy	90.09%
Family Health Centre Kanhirapuzha	89.90%

Hospital	Pharmacy Usage %
Family Health Centre Ayalur	0.08%
Family Health Centre Chalavara	0.66%
Family Health Centre Peringottukurissi	3.35%
Urban Primary Health Centre Diara Street	3.58%
Family Health Centre Parli	7.47%
Family Health Centre Puthucode	71.04%
Family Health Centre Vandazhi	81.87%
Urban Primary Health Centre Kulappully	82.50%
Family Health Centre Kollengode	84.30%
Family Health Centre Kumbidi	85.20%

3.5 e-Health Performance - Lab Usage

Lab % is calculated as (Lab Prescriptions/ Total Visits) *100



Lab Usage in all Institutions

Institutions with atleast 100 UHID visits are listed here.

Hospital	Lab Usage %
Family Health Centre Adakkaputhur	25.82%
Family Health Centre Kanhirapuzha	19.89%
Family Health Centre Kalladikode	18.38%
Family Health Centre Kavassery	18.21%
Family Health Centre Ozhalapathy	16.03%
Urban Primary Health Centre Kulappully	14.16%
Family Health Centre Vannamada	13.51%
Family Health Centre Kumbidi	11.95%
Family Health Centre Kuthanur	11.92%
Family Health Centre Mannur	11.76%
Family Health Centre Pattithara	11.68%

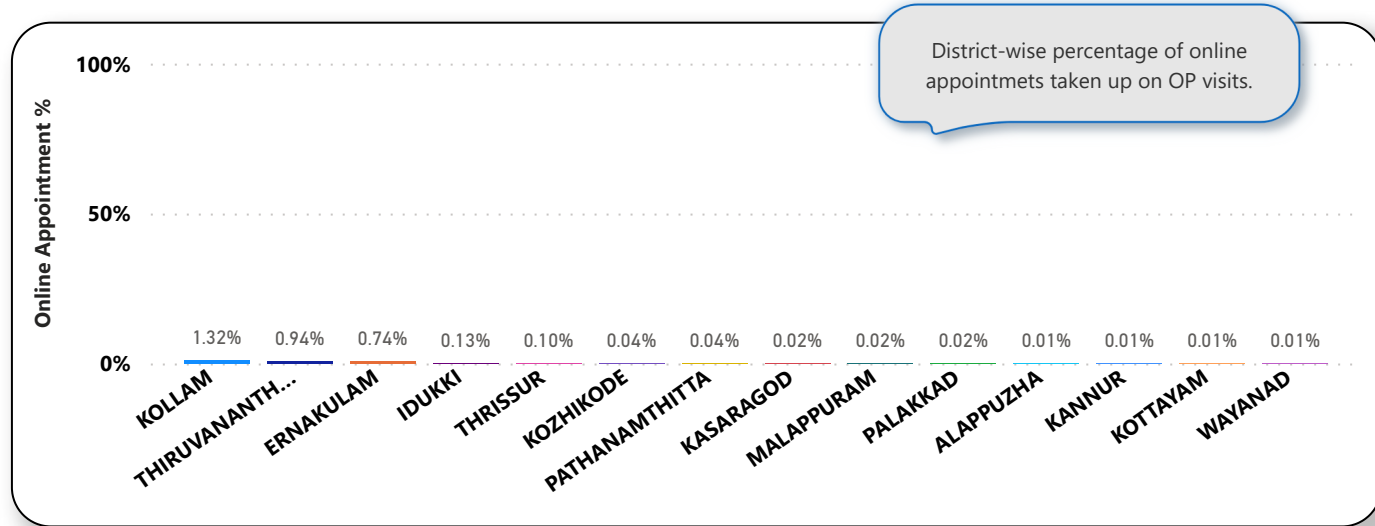
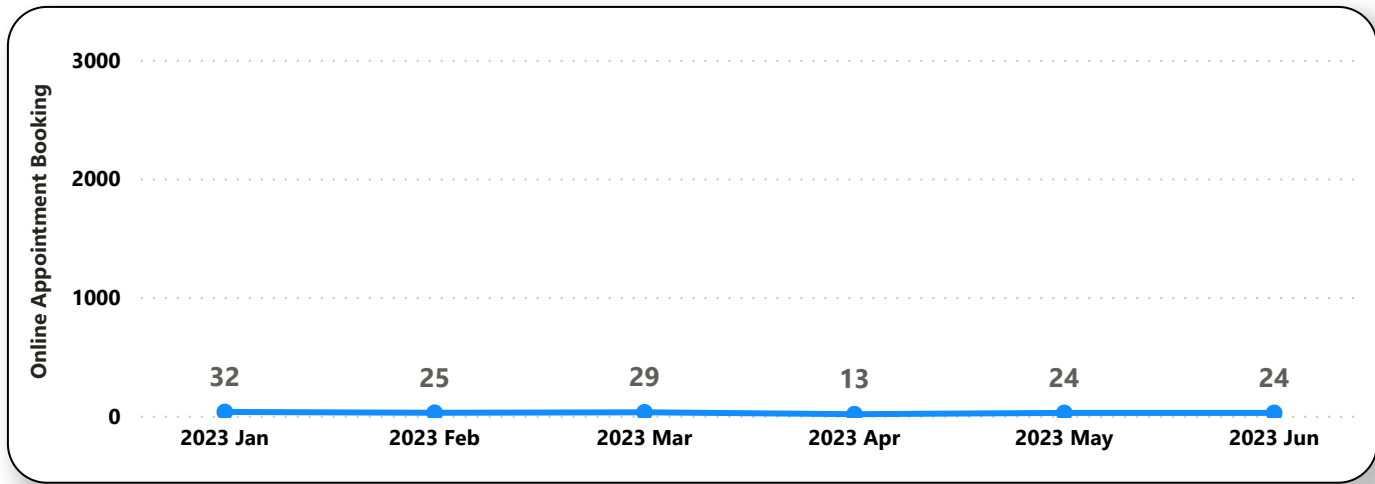
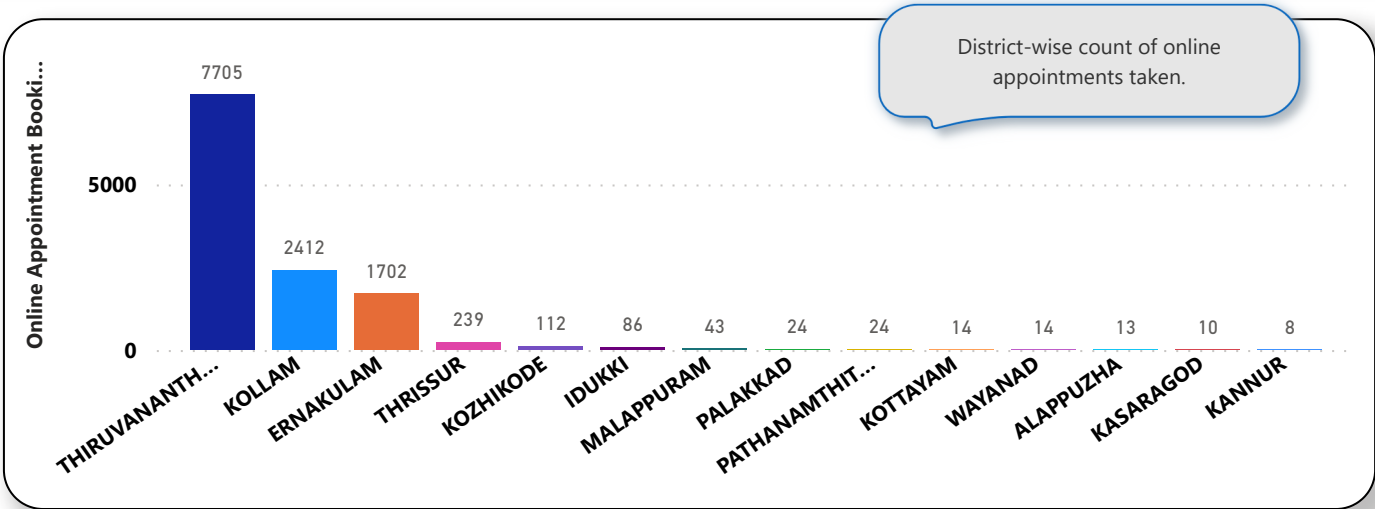
Hospital	Lab Usage %
Family Health Centre Chalavara	1.28%
Family Health Centre Kumaranellur	2.12%
Family Health Centre Kappoor	3.42%
Family Health Centre Keralassery	5.13%
Family Health Centre Vaniyamkulam	5.60%
Family Health Centre Kollengode	6.28%
Family Health Centre Parli	6.62%
Family Health Centre Pallipuram Palakkad	6.81%
Family Health Centre Nellore	6.86%
Family Health Centre Puthucode	7.32%
Urban Primary Health Centre Diara Street	7.67%

4. Status of Modules Usage in Hospitals

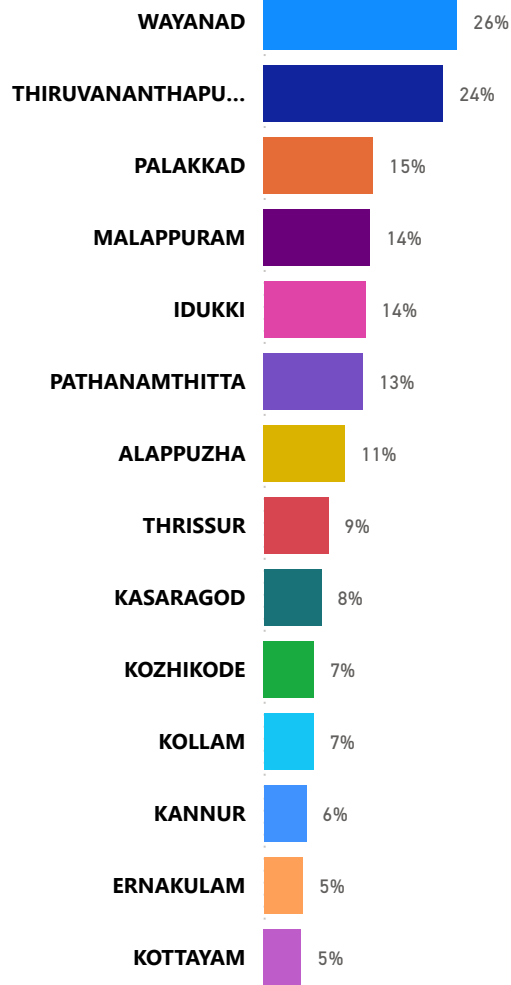
District wise status of live institutions and the count of various modules [Reception, OP Consultation, Lab, Pharmacy] started / functional.

District Name	Live Institutions	Reception	Consultation	Lab	Pharmacy
THIRUVANANTHAPURAM	106	101 (95.3%)	90 (84.9%)	81 (76.4%)	71 (67%)
THRISSUR	70	58 (82.9%)	57 (81.4%)	52 (74.3%)	53 (75.7%)
KOZHIKODE	56	44 (78.6%)	38 (67.9%)	36 (64.3%)	35 (62.5%)
MALAPPURAM	54	48 (88.9%)	46 (85.2%)	28 (51.9%)	35 (64.8%)
ERNAKULAM	48	37 (77.1%)	32 (66.7%)	19 (39.6%)	16 (33.3%)
PALAKKAD	45	43 (95.6%)	37 (82.2%)	35 (77.8%)	27 (60%)
KANNUR	40	36 (90%)	31 (77.5%)	25 (62.5%)	24 (60%)
ALAPPUZHA	32	30 (93.8%)	29 (90.6%)	22 (68.8%)	27 (84.4%)
KOTTAYAM	32	27 (84.4%)	23 (71.9%)	19 (59.4%)	22 (68.8%)
KOLLAM	31	31 (100%)	31 (100%)	29 (93.5%)	29 (93.5%)
KASARAGOD	23	20 (87%)	18 (78.3%)	15 (65.2%)	17 (73.9%)
PATHANAMTHITTA	20	19 (95%)	17 (85%)	13 (65%)	15 (75%)
IDUKKI	19	19 (100%)	17 (89.5%)	16 (84.2%)	16 (84.2%)
WAYANAD	17	15 (88.2%)	15 (88.2%)	15 (88.2%)	15 (88.2%)
Total	593	528 (89%)	481 (81.1%)	405 (68.3%)	402 (67.8%)

5. Online Appointment Booking in Hospitals (except Medical Colleges)



6. eHealth Performance - Reach



Reach indicates the percentage of population availing services through eHealth. The formula used to calculate is $(\text{Number of UHID registered} / \text{Population}) * 100 \%$.

7. Public Health Survey Status

