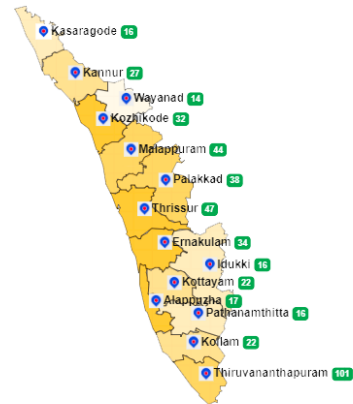


## 1. eHealth Kerala - Vital Statistics

Live Institutions	30
Medical College Hospitals	1
PHCs/FHCs	24
CHCs	0
DHs/GHs	1
PH Labs	0
Other(Inc UPHCs,Taluk Hospitals)	4



## 2. Highlights



- eHealth rolled out in 1 new institution during the month of March'23 in Alappuzha district.
- Reception module started in 16 of 26 PHCs/ FHCs/UPHCs.
- The Alappuzha district remains at position 2 in UHID visits with the value of nearly 59%(2% up).
- The Alappuzha district remains at position 4 in Pharmacy Usage with nearly 72%(2% up).



- The district is at position 8 from top in overall performance ranking of districts with a rank of 5 based on PHCs/ FHCs/UPHCs.
- The Alappuzha district remains at position 10 in OP consultation by doctors with nearly 84% (2%).
- The district is at position 5 in house survey completion (4%) and at position 8 in member survey completion (0.05%).
- Alappuzha district is at position 8(down by 1) in online appointment booking.

3. eHealth - District Ranking Matrix Based on Performance of PHCs/FHCs/UPHCs

The ranking matrix showcase the district performance in providing eHealth services through PHCs/FHCs/UPHCs based on six different parameters. These parameters include whether the reception module is started or not, UHID Visits, Doctor Consultation, Pharmacy Usage, Lab Usage and number of Live Institutions. Based on the ranking, the districts are classified into three broad categories, the best performing districts, the average performing districts and the low performing districts.

The best performing districts should strive to continue to remain in the same position, whereas the average performing as well as the low performing districts should strive to reach to the 'top four' league.

The ranking matrix for the month of March '23 is given below:

District	Rank
WAYANAD	1
PALAKKAD	2
IDUKKI	3
PATHANAMTHITTA	3
THIRUVANANTHAPURAM	3
KOLLAM	4
THRISSUR	4
ALAPPUZHA	5
KOTTAYAM	6
KOZHIKODE	6
KASARAGOD	7
KANNUR	8
MALAPPURAM	9
ERNAKULAM	10

- Best performing
- Average performing
- Low performing

3. eHealth - Institution Level Ranking of PHCs/FHCs/UPHCs

Hospital	Rank
Family Health Centre Purakkad	1
Family Health Centre Punnapra North	2
Family Health Centre Veeyapuram	2
Family Health Centre Vettakkal	2
Family Health Centre Arattupuzha	3
Urban Primary Health Centre Cheravally	3
Family Health Centre Cheruthana	4
Family Health Centre Chettikulangara	4
Family Health Centre Palamel	4
Family Health Centre Pallipuram	4
Family Health Centre Panavally	4
Urban Primary Health Centre Mullathu Valappu	4
Family Health Centre Perumpalam	5
Family Health Centre Aroor	6
Family Health Centre Kalavoor	7
Family Health Centre Kandalloor	8
Family Health Centre Kanjikuzhy	9

3.1 eHealth Performance - Reception Module

Reception Module is considered to be functional in a PHC/FHC/UPHC only if the number of total visits for the month is of minimum 500.

Reception module started in 16 of 26 PHCs/FHCs/UPHCs

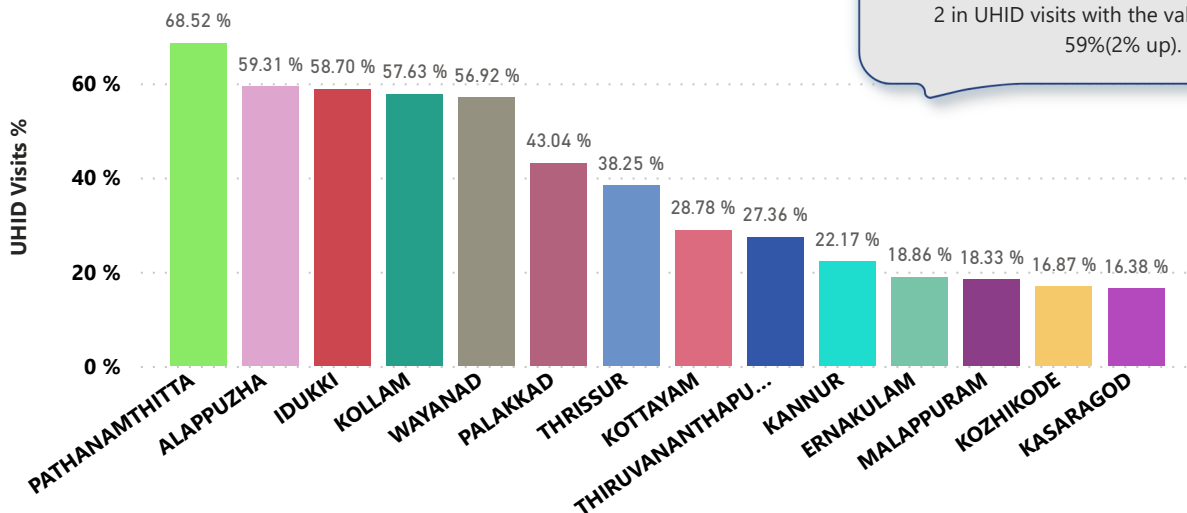
District	PHC/FHC/UPHC Count	PHC/FHC/UPHC with Reception	% of PHC/FHC/UPHC with Reception
WAYANAD	15	15	100.00 %
KASARAGOD	19	18	95.00 %
IDUKKI	17	16	94.00 %
PATHANAMTHITTA	18	17	94.00 %
THIRUVANANTHAPURAM	69	65	94.00 %
MALAPPURAM	49	43	88.00 %
PALAKKAD	43	37	86.00 %
THRISSUR	63	52	83.00 %
KOTTAYAM	26	20	77.00 %
KOLLAM	29	22	76.00 %
KANNUR	36	25	69.00 %
ERNAKULAM	40	27	68.00 %
KOZHIKODE	43	28	65.00 %
ALAPPUZHA	26	16	62.00 %

Hospital Name
Family Health Centre Bharanikavu
Family Health Centre Cherthala South
Family Health Centre Devikulangara
Family Health Centre Ezhupunna
Family Health Centre Kanjikuzhy
Family Health Centre Karthikappally
Family Health Centre Nooranad
Family Health Centre Pallithodu
Family Health Centre Thamarakulam
Family Health Centre Thottappally

Institutions where the reception module is either not started or not using

3.2 e-Health Performance - UHID Visits

UHID Visit % is calculated as (UHID Visits / Total Visit ) \*100



The Alappuzha district remains at position 2 in UHID visits with the value of nearly 59%(2% up).

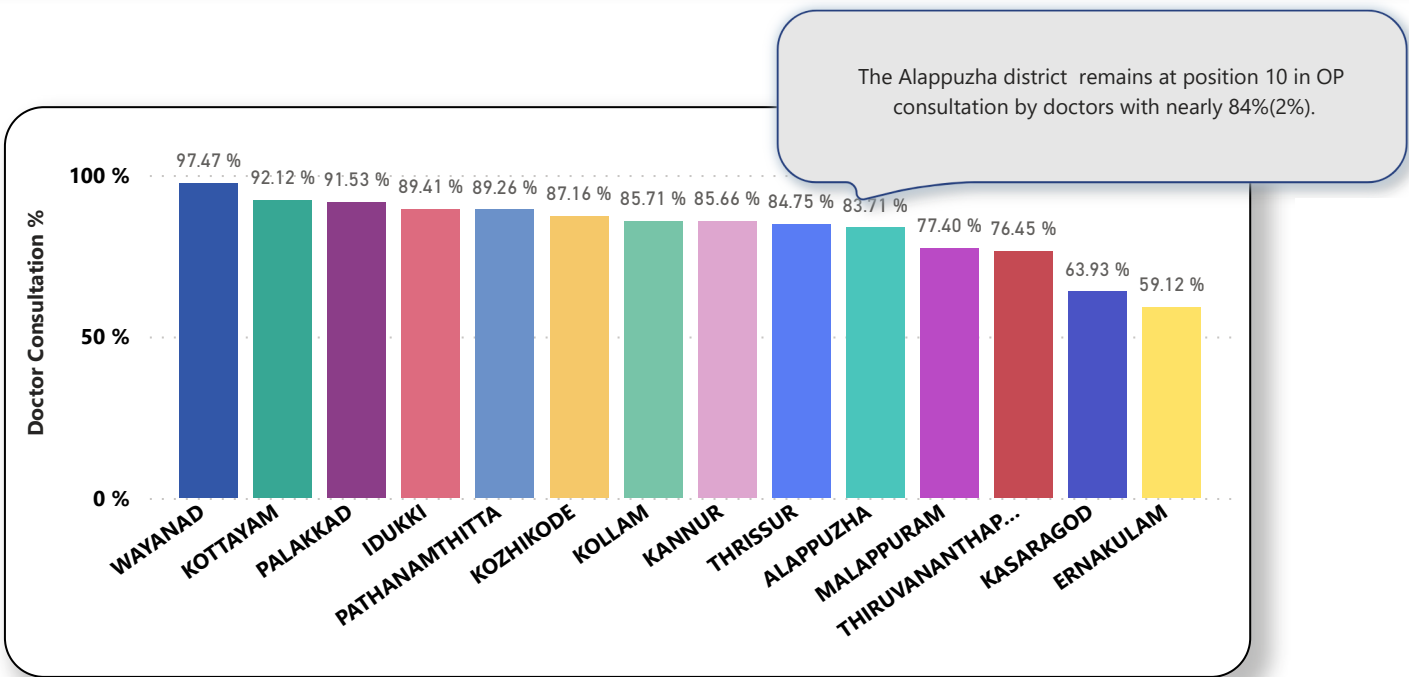
PHCs/FHCs/UPHCs based on UHID Visits

Institutions with atleast 100 UHID visits are listed here.

Hospital	UHID Visit %
Family Health Centre Purakkad	87.00 %
Family Health Centre Vettakkal	83.00 %
Family Health Centre Punnapra North	78.00 %
Family Health Centre Perumpalam	77.00 %
Family Health Centre Palamel	72.00 %
Family Health Centre Veeyapuram	66.00 %
Family Health Centre Kanjikuzhy	64.00 %
Urban Primary Health Centre Mullathu Valappu	60.00 %
Family Health Centre Cheruthana	59.00 %
Family Health Centre Aroor	58.00 %
Family Health Centre Chettikulangara	57.00 %
Family Health Centre Arattupuzha	56.00 %
Family Health Centre Panavally	56.00 %
Family Health Centre Pallipuram	55.00 %

Hospital	UHID Visit %
Family Health Centre Kalavoor	36.00 %
Urban Primary Health Centre Cheravally	40.00 %
Family Health Centre Kandalloor	42.00 %
Family Health Centre Pallipuram	55.00 %
Family Health Centre Arattupuzha	56.00 %
Family Health Centre Panavally	56.00 %
Family Health Centre Chettikulangara	57.00 %
Family Health Centre Aroor	58.00 %
Family Health Centre Cheruthana	59.00 %
Urban Primary Health Centre Mullathu Valappu	60.00 %
Family Health Centre Kanjikuzhy	64.00 %
Family Health Centre Veeyapuram	66.00 %
Family Health Centre Palamel	72.00 %
Family Health Centre Perumpalam	77.00 %

3.3 e-Health Performance - Doctor Consultation



Doctor Consultation Percentage in PHCs/FHCs/UPHCs

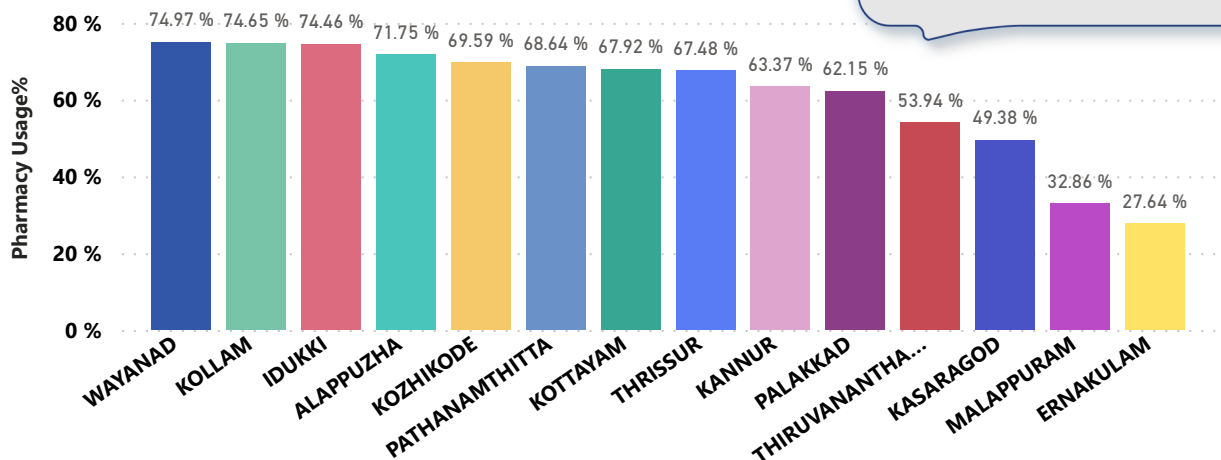
Hospital	Doctor Consultation %
Family Health Centre Purakkad	98.74 %
Family Health Centre Punnapra North	98.28 %
Family Health Centre Chettikulangara	98.26 %
Family Health Centre Pallipuram	96.30 %
Family Health Centre Veeyapuram	95.56 %
Family Health Centre Kalavoor	95.43 %
Family Health Centre Palamel	94.42 %
Urban Primary Health Centre Cheravally	92.78 %
Family Health Centre Cheruthana	90.22 %
Family Health Centre Aroor	89.99 %
Family Health Centre Arattupuzha	88.23 %
Family Health Centre Vettakkal	87.68 %
Family Health Centre Panavally	80.09 %

Hospital	Doctor Consultation %
Family Health Centre Kanjikuzhy	0.00 %
Family Health Centre Kandalloor	26.91 %
Family Health Centre Perumpalam	67.16 %
Urban Primary Health Centre Mullathu Valappu	69.65 %
Family Health Centre Panavally	80.09 %
Family Health Centre Vettakkal	87.68 %
Family Health Centre Arattupuzha	88.23 %
Family Health Centre Aroor	89.99 %
Family Health Centre Cheruthana	90.22 %
Urban Primary Health Centre Cheravally	92.78 %
Family Health Centre Palamel	94.42 %
Family Health Centre Kalavoor	95.43 %

3.4 e-Health Performance - Pharmacy Usage in PHCs/FHCs/UPHCs

Pharmacy usage is calculated as (Pharmacy Prescription Count / Total Visits ) \*100

The Alappuzha district remains at position 4 in Pharmacy Usage with nearly 72%(2% up).



Pharmacy Usage in PHCs/FHCs/UPHCs

Hospital	Pharmacy Usage %
Family Health Centre Punnapra North	94.00 %
Family Health Centre Pallipuram	90.00 %
Family Health Centre Veeyapuram	90.00 %
Family Health Centre Purakkad	89.00 %
Family Health Centre Chettikulangara	88.00 %
Family Health Centre Cheruthana	86.00 %
Family Health Centre Arattupuzha	84.00 %
Family Health Centre Vettakkal	84.00 %
Family Health Centre Palamel	74.00 %
Urban Primary Health Centre Cheravally	74.00 %
Family Health Centre Aroor	71.00 %
Family Health Centre Kalavoor	71.00 %
Family Health Centre Panavally	67.00 %

Hospital	Pharmacy Usage %
Family Health Centre Kanjikuzhy	0.00 %
Family Health Centre Kandalloor	21.00 %
Family Health Centre Perumpalam	54.00 %
Urban Primary Health Centre Mullathu Valappu	64.00 %
Family Health Centre Panavally	67.00 %
Family Health Centre Aroor	71.00 %
Family Health Centre Kalavoor	71.00 %
Family Health Centre Palamel	74.00 %
Urban Primary Health Centre Cheravally	74.00 %
Family Health Centre Arattupuzha	84.00 %
Family Health Centre Vettakkal	84.00 %
Family Health Centre Cheruthana	86.00 %

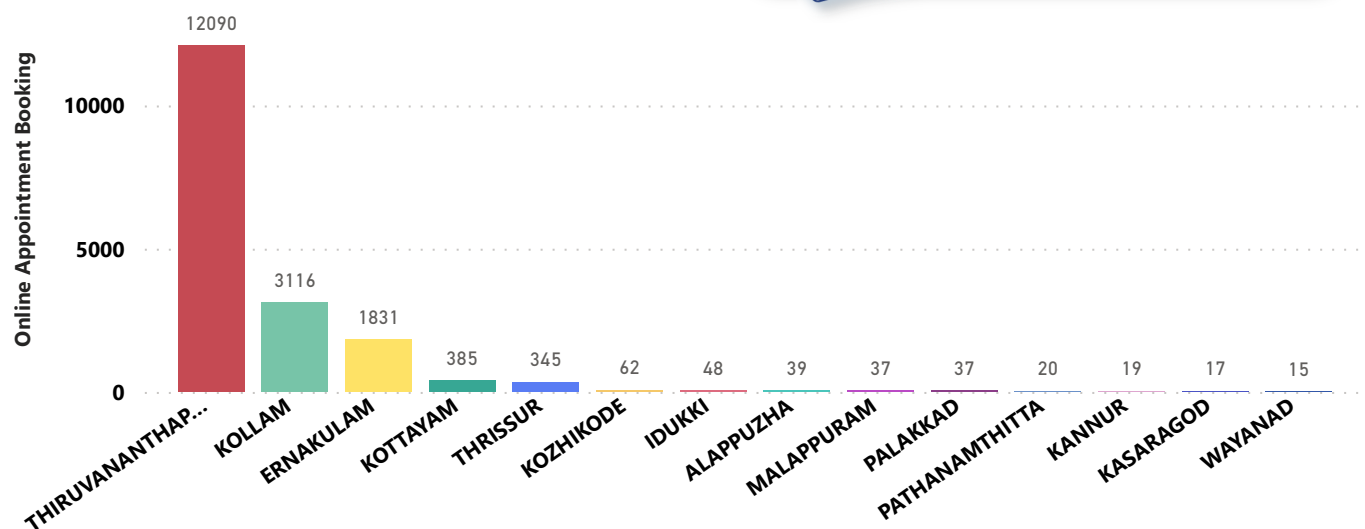
4. Status of Modules started in Hospitals

District wise status of live institutions and the count of various modules [Reception, OP Consultation, Lab, Pharmacy] started.

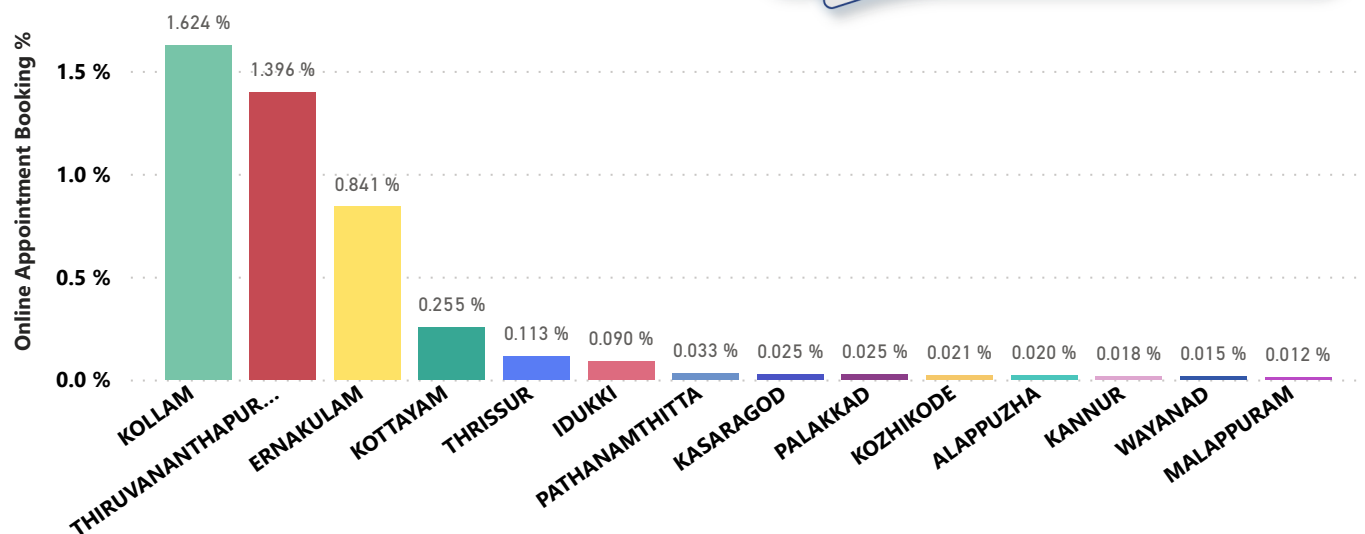
District Name	Live Institutions	Reception	Consultation	Lab	Pharmacy
THIRUVANANTHAPURAM	106	97 (91.5%)	90 (84.9%)	79 (74.5%)	71 (67.%)
THRISSUR	70	55 (78.6%)	52 (74.3%)	46 (65.7%)	48 (68.6%)
KOZHIKODE	55	36 (65.5%)	35 (63.6%)	29 (52.7%)	30 (54.5%)
MALAPPURAM	53	45 (84.9%)	44 (83.%)	19 (35.8%)	22 (41.5%)
PALAKKAD	45	39 (86.7%)	37 (82.2%)	31 (68.9%)	26 (57.8%)
ERNAKULAM	44	29 (65.9%)	25 (56.8%)	13 (29.5%)	15 (34.1%)
KANNUR	39	26 (66.7%)	25 (64.1%)	21 (53.8%)	22 (56.4%)
KOTTAYAM	32	21 (65.6%)	21 (65.6%)	14 (43.8%)	19 (59.4%)
KOLLAM	31	24 (77.4%)	24 (77.4%)	23 (74.2%)	23 (74.2%)
ALAPPUZHA	30	20 (66.7%)	19 (63.3%)	19 (63.3%)	18 (60.%)
KASARAGOD	22	18 (81.8%)	17 (77.3%)	12 (54.5%)	17 (77.3%)
PATHANAMTHITTA	20	18 (90.%)	16 (80.%)	11 (55.%)	13 (65.%)
IDUKKI	19	18 (94.7%)	17 (89.5%)	11 (57.9%)	16 (84.2%)
WAYANAD	17	16 (94.1%)	16 (94.1%)	14 (82.4%)	15 (88.2%)
Total	583	462 (79.2%)	438 (75.1%)	342 (58.7%)	355 (60.9%)

## 5. Percentage of Online Appointment Booking in Hospitals

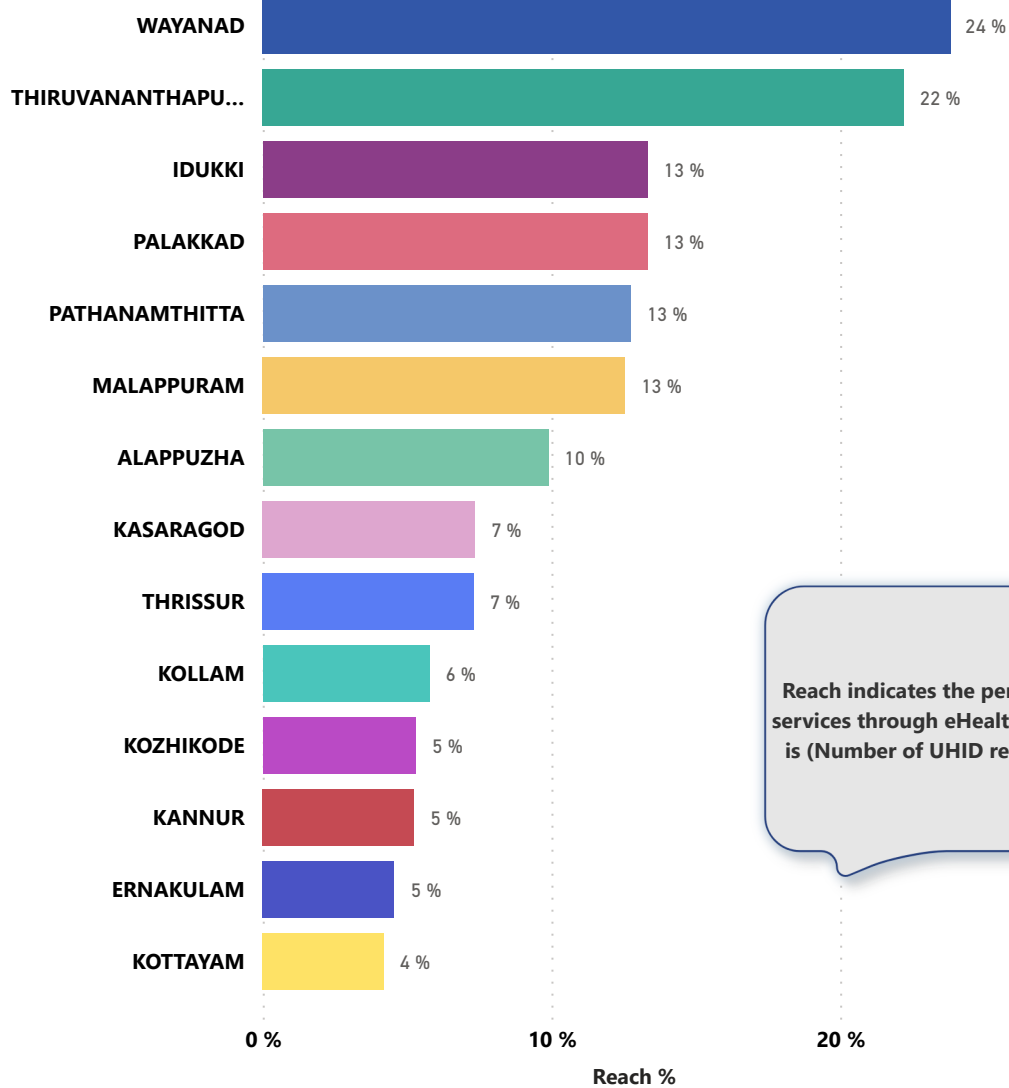
District-wise count of online appointments taken during the month March'23. Alappuzha district is at position 8(down by 1) in online appointment booking.



District-wise percentage of online appointment booking up on OP visits for the month of March '23. Calculation is performed as (Online Visits / OP Visits) \* 100 %.



6. eHealth Performance - Reach



Reach indicates the percentage of population availing services through eHealth. The formula used to calculate is  $(\text{Number of UHID registered} / \text{Population}) * 100 \%$ .

7. Public Health Survey Status

