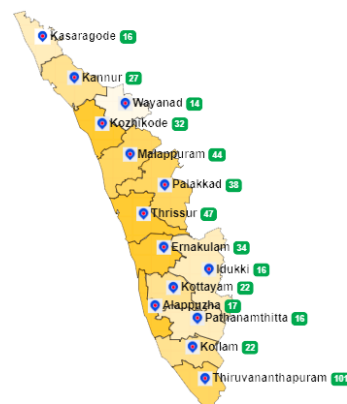


1. eHealth Kerala - Vital Statistics

Live Institutions	44
Medical College Hospitals	1
PHCs/FHCs	35
CHCs	0
DHs/GHs	1
PH Labs	0
Other(Inc UPHCs,Taluk Hospitals)	7



2. Highlights



- eHealth rolled out in 7 new institutions during the month of Mar' 23 in Ernakulam district.
- The reception module is functional in 27 of the 40 PHCs/FHCs/UPHCs of the Ernakulam district.
- The district remains at position 3 in online appointment booking.



- The Ernakulam District remains at last position in the overall performance ranking of districts based on PHCs/FHCs/UPHCs.
- District remains at :
 - - position 11 in UHID Visits (19%) .
- District is at :
 - - position 14(down by 1) in Doctor consultation (59%).
 - - position 14(down by 1) in Pharmacy Usage(28%).
- The district remains at 13th position in reach rank
 - which indicates UHID registration proportionate to the population.
- The district is at position 8 in house survey completion (2.19%) and at position 12 in member survey completion (0.01%).
 -

3. eHealth - District Ranking Matrix Based on Performance of PHCs/FHCs/UPHCs

The ranking matrix showcase the district performance in providing eHealth services through PHCs/FHCs/UPHCs based on six different parameters. These parameters include whether the reception module is started or not, UHID Visits, Doctor Consultation, Pharmacy Usage, Lab Usage and number of Live Institutions. Based on the ranking, the districts are classified into three broad categories, the best performing districts, the average performing districts and the low performing districts.

The best performing districts should strive to continue to remain in the same position, whereas the average performing as well as the low performing districts should strive to reach to the 'top four' league.

The ranking matrix for the month of March '23 is given below:

District	Rank
WAYANAD	1
PALAKKAD	2
IDUKKI	3
PATHANAMTHITTA	3
THIRUVANANTHAPURAM	3
KOLLAM	4
THRISSUR	4
ALAPPUZHA	5
KOTTAYAM	6
KOZHIKODE	6
KASARAGOD	7
KANNUR	8
MALAPPURAM	9
ERNAKULAM	10

- Best performing
- Average performing
- Low performing

3. eHealth - Institution Level Ranking of PHCs/FHCs/UPHCs

Hospital	Rank
Family Health Centre Eroor	1
Family Health Centre Munambam	2
Family Health Centre Kadavoor	3
Family Health Centre Maneed	3
Urban Primary Health Centre Kennadimukku	4
Family Health Centre Karumallor	5
Family Health Centre Mazhuvannoor	6
Family Health Centre Kottappady	7
Family Health Centre Thirumarady	7
Family Health Centre Chittattukara	8
Family Health Centre Gothuruth	8
Family Health Centre Manjapra	8
Family Health Centre Thiruvaniyoor	8
Urban Primary Health Centre Elamanthoppu	8
Family Health Centre Ayyampuzha	9
Family Health Centre Chellanam	9
Family Health Centre Chowara	9
Family Health Centre Kodanad	9
Family Health Centre Koonammavu	9
Family Health Centre Neriyamangalam	9
Family Health Centre Okkal	9
Family Health Centre Alangad	10
Family Health Centre Edavanakkad	10
Family Health Centre Kuttampuzha	10
Family Health Centre Mulavukad	10
Family Health Centre Rayamangalam	10
Family Health Centre Vazhakulam	10
Urban Primary Health Centre Moolamkuzhy	11
Family Health Centre Cheranelloore	12
Family Health Centre Paipra	12
Family Health Centre Thuravoor	13

3.1 eHealth Performance - Reception Module

Reception Module is considered to be functional in a PHC/FHC/UPHC only if the number of total visits for the month is of minimum 500.

The reception module is functional in 27 of the 40 PHCs/FHCs/UPHCs

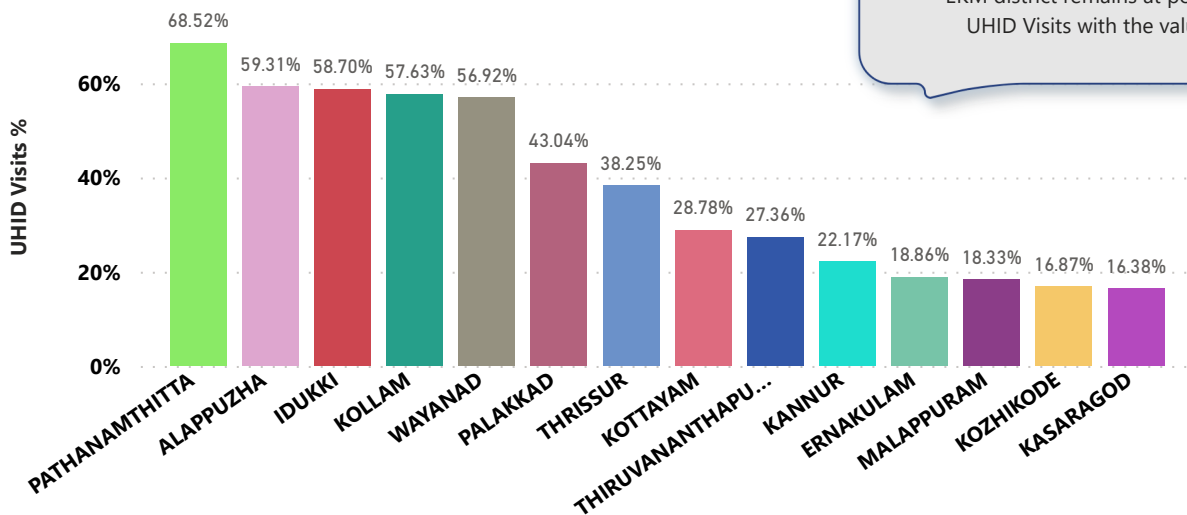
District	PHC/FHC/UPHC Count	PHC/FHC/UPHC with Reception	% of PHC/FHC/UPHC with Reception
WAYANAD	15	15	100.00%
KASARAGOD	19	18	95.00%
IDUKKI	17	16	94.00%
PATHANAMTHITTA	18	17	94.00%
THIRUVANANTHAPURAM	69	65	94.00%
MALAPPURAM	49	43	88.00%
PALAKKAD	43	37	86.00%
THRISSUR	63	52	83.00%
KOTTAYAM	26	20	77.00%
KOLLAM	29	22	76.00%
KANNUR	36	25	69.00%
ERNAKULAM	40	27	68.00%
KOZHIKODE	43	28	65.00%
ALAPPUZHA	26	16	62.00%

Hospital Name
Family Health Centre Cheranelloore
Family Health Centre Cheruvattoor
Family Health Centre Edappally
Family Health Centre Manjalloor
Family Health Centre Nayarambalm
Family Health Centre Paipra
Family Health Centre Parakadavu
Family Health Centre Punnekkad
Family Health Centre Thiruvankulam
Family Health Centre Thuravoor
Urban Primary Health Centre Moolamkuzhy
Urban Primary Health Centre Thammanam
Urban Primary Health Centre Vattekunnam

Institutions where the reception module is either not started or not using

3.2 e-Health Performance - UHID Visits

UHID Visit % is calculated as (UHID Visits / Total Visit) *100



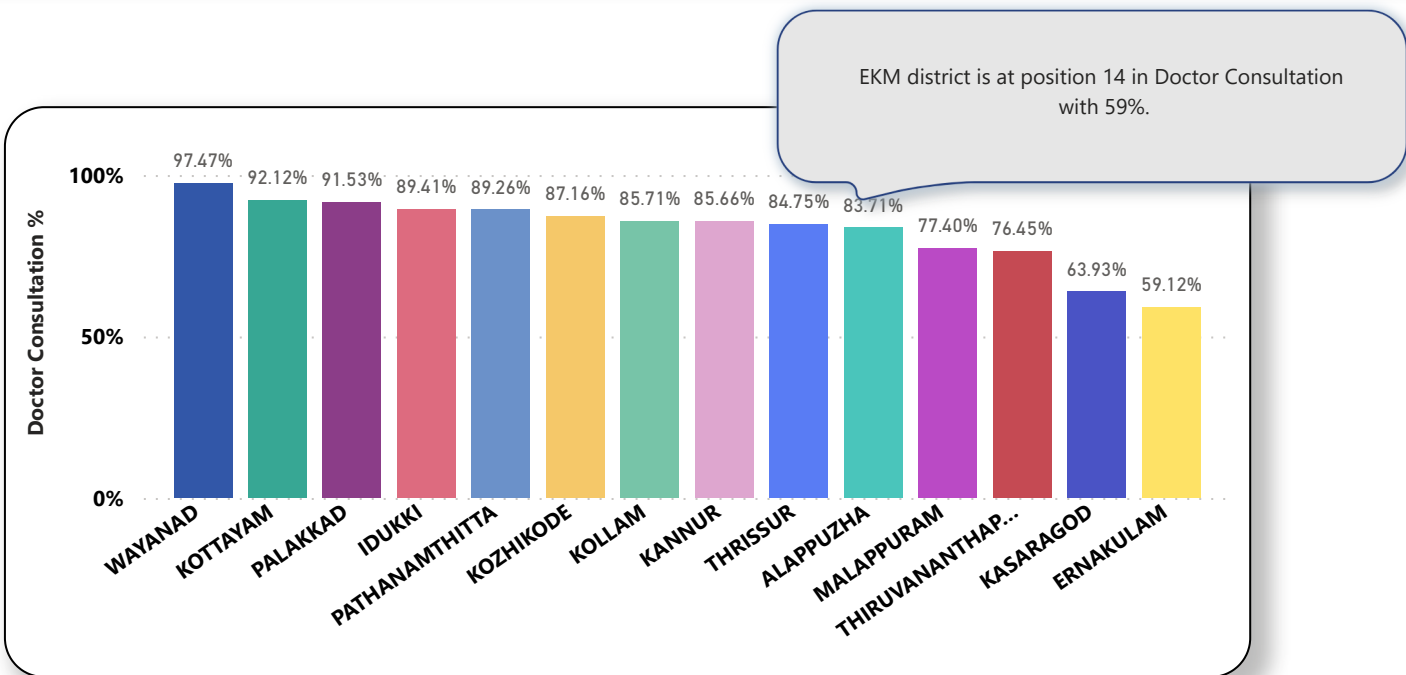
PHCs/FHCs/UPHCs based on UHID Visits

Institutions with atleast 100 UHID visits are listed here.

Hospital	UHID Visit %
Family Health Centre Munambam	84.00%
Family Health Centre Kadavoor	63.00%
Family Health Centre Eroor	62.00%
Family Health Centre Maneed	53.00%
Family Health Centre Thirumarady	49.00%
Family Health Centre Chittattukara	31.00%
Family Health Centre Neriya Mangalam	31.00%
Family Health Centre Kottappady	22.00%
Family Health Centre Mazhuvannoor	20.00%
Family Health Centre Thiruvaniyoor	17.00%
Family Health Centre Vazhakulam	15.00%

Hospital	UHID Visit %
Family Health Centre Rayamangalam	3.00%
Family Health Centre Kodanad	4.00%
Family Health Centre Koonammavu	4.00%
Family Health Centre Mulavukad	6.00%
Urban Primary Health Centre Elamanthoppu	7.00%
Family Health Centre Edavanakkad	8.00%
Urban Primary Health Centre Kennadimukku	10.00%
Family Health Centre Manjapra	11.00%
Family Health Centre Vazhakulam	15.00%

3.3 e-Health Performance - Doctor Consultation



Doctor Consultation Percentage in PHCs/FHCs/UPHCs

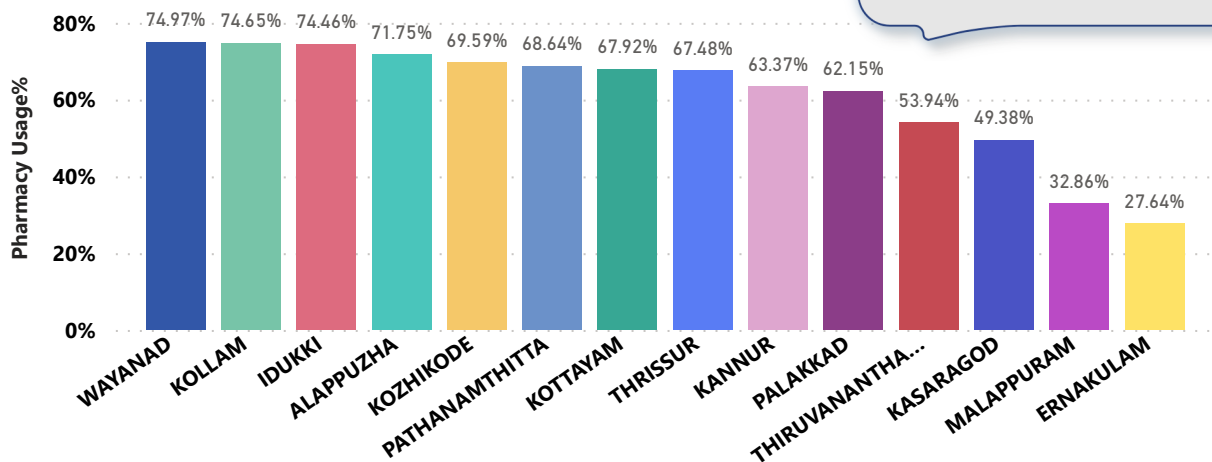
Hospital	Doctor Consultation %
Family Health Centre Eroor	99.14%
Family Health Centre Mazhuvannoor	97.22%
Family Health Centre Kadavoor	96.14%
Family Health Centre Maneed	89.34%
Family Health Centre Thirumarady	88.23%
Family Health Centre Munambam	84.74%
Urban Primary Health Centre Kennadimukku	83.23%
Urban Primary Health Centre Elamanthoppu	81.69%
Family Health Centre Manjapra	76.18%
Family Health Centre Kottappady	74.83%
Family Health Centre Chittattukara	66.62%
Family Health Centre Koonammavu	53.92%

Hospital	Doctor Consultation %
Family Health Centre Edavanakkad	0.00%
Family Health Centre Mulavukad	3.28%
Family Health Centre Neriyamangalam	9.27%
Family Health Centre Vazhakulam	31.81%
Family Health Centre Rayamangalam	41.65%
Family Health Centre Thiruvaniyoor	45.71%
Family Health Centre Kodanad	47.44%
Family Health Centre Koonammavu	53.92%
Family Health Centre Chittattukara	66.62%
Family Health Centre Kottappady	74.83%
Family Health Centre Manjapra	76.18%
Urban Primary Health Centre Elamanthoppu	81.69%
Urban Primary Health Centre	83.23%

3.4 e-Health Performance - Pharmacy Usage in PHCs/FHCs/UPHCs

Pharmacy usage is calculated as (Pharmacy Prescription Count / Total Visits) *100

The EKM district is at last position in Pharmacy Usage with nearly 27%.



Pharmacy Usage in PHCs/FHCs/UPHCs

Hospital	Pharmacy Usage %
Family Health Centre Kadavoor	89.00%
Family Health Centre Eroor	85.00%
Family Health Centre Munambam	79.00%
Family Health Centre Maneed	75.00%
Urban Primary Health Centre Kennadimukku	75.00%
Family Health Centre Kottappady	73.00%
Family Health Centre Mazhuvannoor	46.00%
Family Health Centre Thirumarady	24.00%
Family Health Centre Thiruvaniyoor	21.00%
Family Health Centre Vazhakulam	20.00%
Family Health Centre Kodanad	19.00%
Family Health Centre Mulavukad	3.00%
Family Health Centre Neriya Mangalam	3.00%

Hospital	Pharmacy Usage %
Family Health Centre Chittattukara	0.00%
Family Health Centre Edavanakkad	0.00%
Family Health Centre Manjapra	0.00%
Urban Primary Health Centre Elamanthoppu	0.00%
Family Health Centre Rayamangalam	1.00%
Family Health Centre Koonammavu	2.00%
Family Health Centre Mulavukad	3.00%
Family Health Centre Neriya Mangalam	3.00%
Family Health Centre Kodanad	19.00%
Family Health Centre Vazhakulam	20.00%
Family Health Centre Thiruvaniyoor	21.00%
Family Health Centre Thirumarady	24.00%

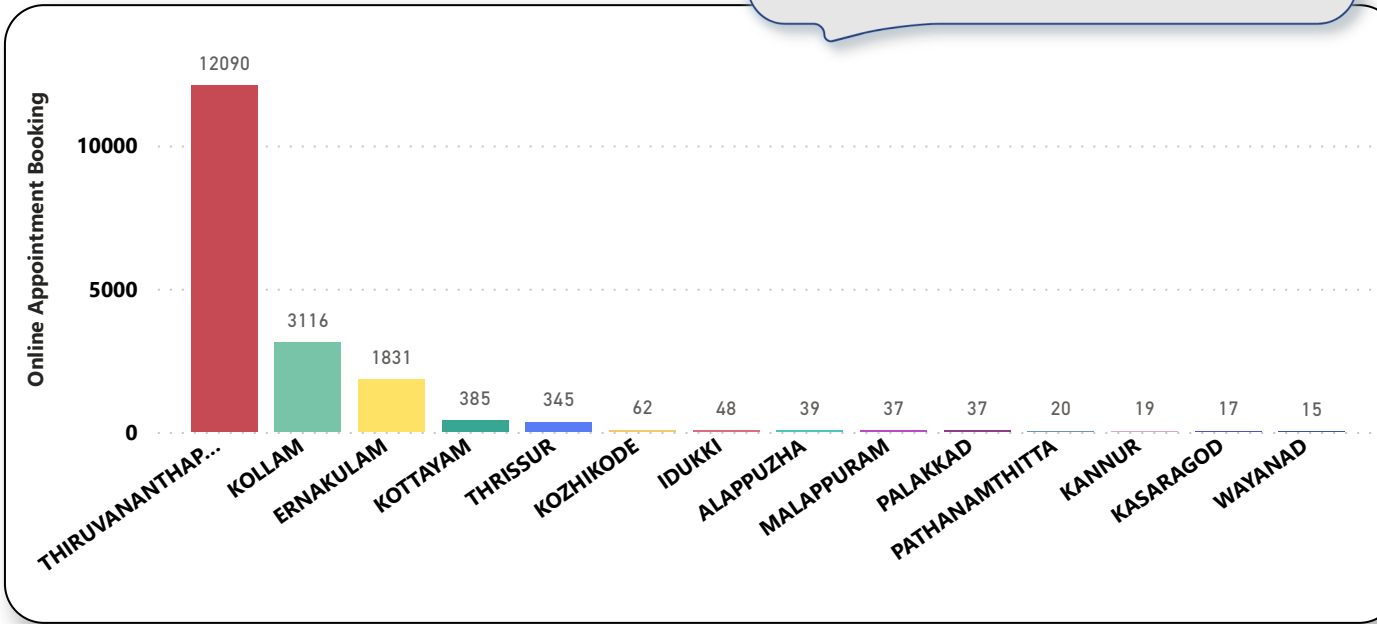
4. Status of Modules started in Hospitals

District wise status of live institutions and the count of various modules [Reception, OP Consultation, Lab, Pharmacy] started.

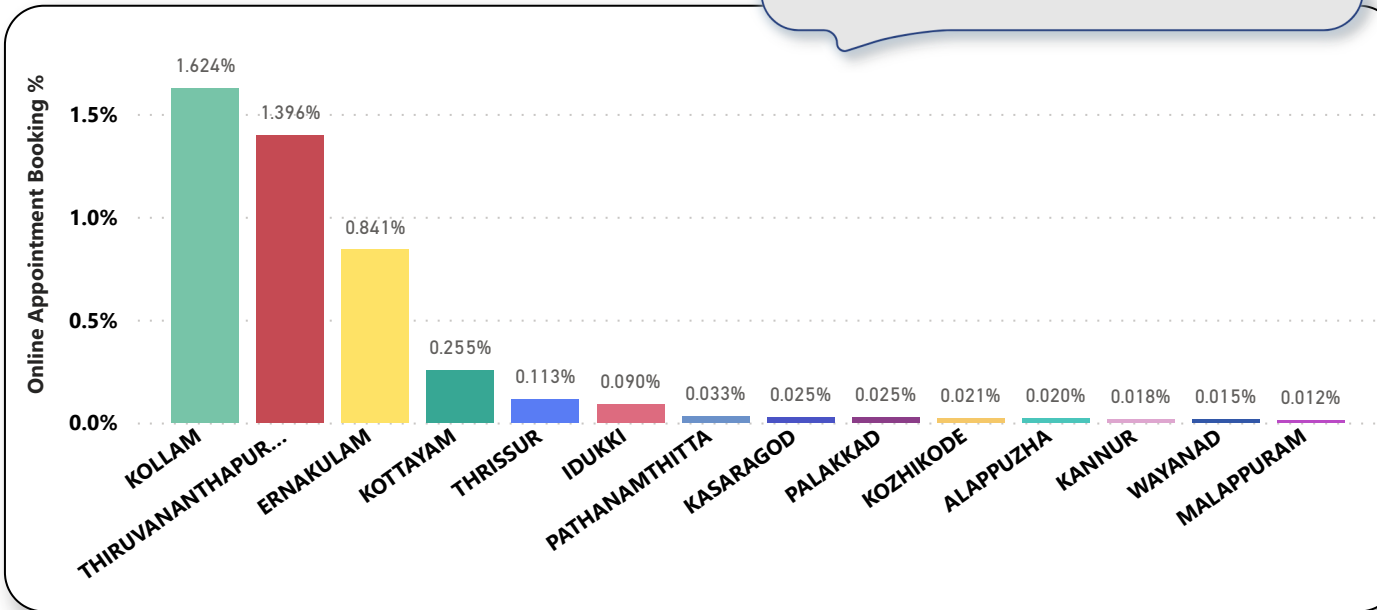
District Name	Live Institutions	Reception	Consultation	Lab	Pharmacy
THIRUVANANTHAPURAM	106	97 (91.5%)	90 (84.9%)	79 (74.5%)	71 (67.%)
THRISSUR	70	55 (78.6%)	52 (74.3%)	46 (65.7%)	48 (68.6%)
KOZHIKODE	55	36 (65.5%)	35 (63.6%)	29 (52.7%)	30 (54.5%)
MALAPPURAM	53	45 (84.9%)	44 (83.%)	19 (35.8%)	22 (41.5%)
PALAKKAD	45	39 (86.7%)	37 (82.2%)	31 (68.9%)	26 (57.8%)
ERNAKULAM	44	29 (65.9%)	25 (56.8%)	13 (29.5%)	15 (34.1%)
KANNUR	39	26 (66.7%)	25 (64.1%)	21 (53.8%)	22 (56.4%)
KOTTAYAM	32	21 (65.6%)	21 (65.6%)	14 (43.8%)	19 (59.4%)
KOLLAM	31	24 (77.4%)	24 (77.4%)	23 (74.2%)	23 (74.2%)
ALAPPUZHA	30	20 (66.7%)	19 (63.3%)	19 (63.3%)	18 (60.%)
KASARAGOD	22	18 (81.8%)	17 (77.3%)	12 (54.5%)	17 (77.3%)
PATHANAMTHITTA	20	18 (90.%)	16 (80.%)	11 (55.%)	13 (65.%)
IDUKKI	19	18 (94.7%)	17 (89.5%)	11 (57.9%)	16 (84.2%)
WAYANAD	17	16 (94.1%)	16 (94.1%)	14 (82.4%)	15 (88.2%)
Total	583	462 (79.2%)	438 (75.1%)	342 (58.7%)	355 (60.9%)

5. Percentage of Online Appointment Booking in Hospitals

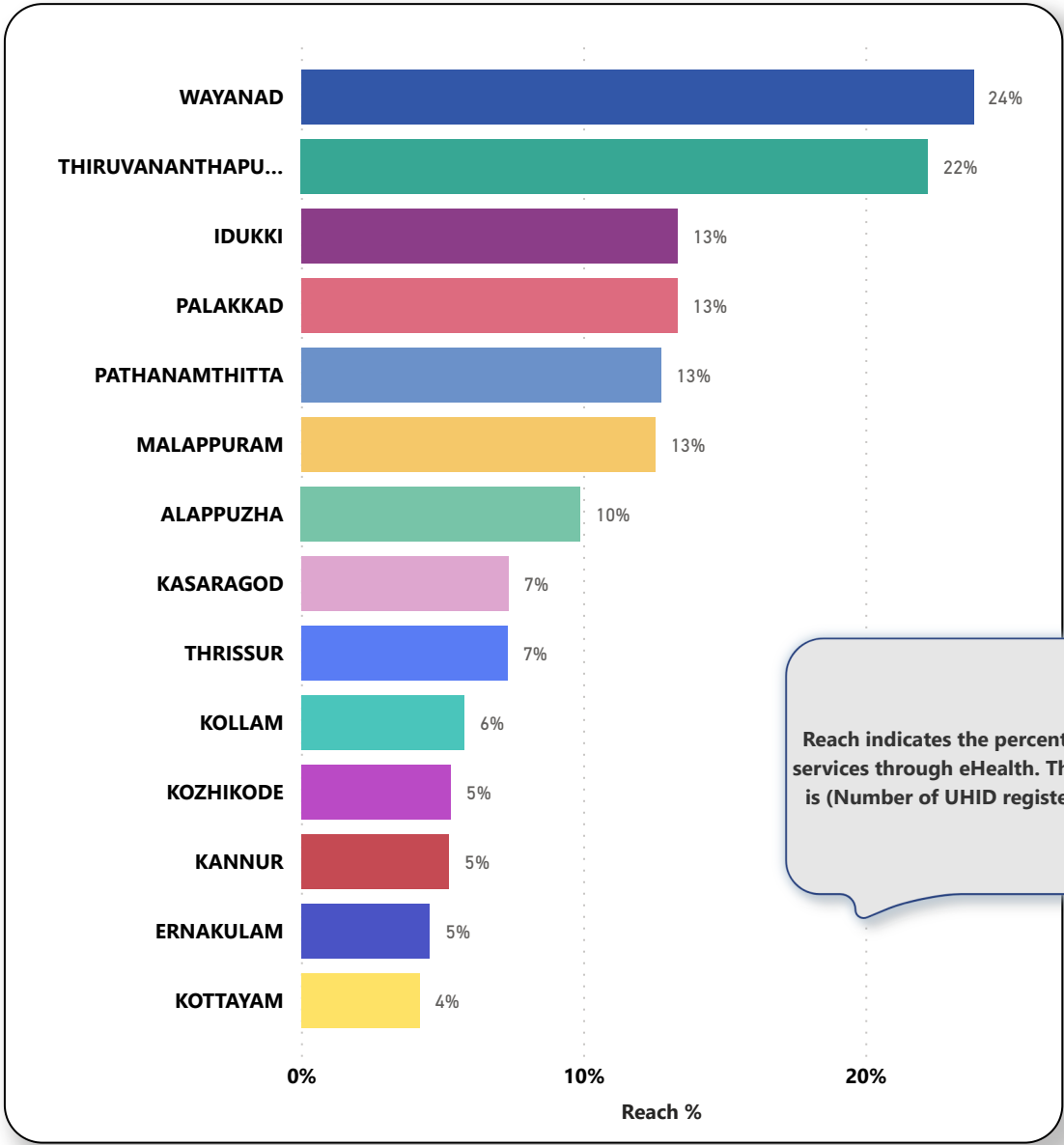
District-wise count of Online appointments taken during the month of March '23. EKM district remains at 3rd position in online appointment booking.



District-wise percentage of online appointment booking up on OP visits for the month of March '23. Calculation is performed as (Online Visits / OP Visits) * 100 %.



6. eHealth Performance - Reach



7. Public Health Survey Status

