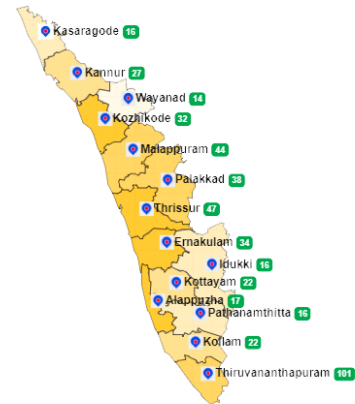


1. eHealth Kerala - Vital Statistics

| | |
|---|----|
| Live Institutions | 19 |
| Medical College Hospitals | 0 |
| PHCs/FHCs | 16 |
| CHCs | 1 |
| DHs/GHs | 0 |
| PH Labs | 0 |
| Other(Inc UPHCs,Taluk Hospitals) | 2 |



2. Highlights



- The reception module started in 16 out of 17 PHCs/FHCs/UPHCs of the Idukki district.
- The district is at position 2 in the house survey completion (43.25%) and at position 5 in member survey completion (0.13%).
- The Idukki district remains at
 - position 3 in UHID visits with nearly 59%.
 - position 3 in Pharmacy Usage with 74%.
- The district remains at position 3 in reach rank which indicates UHID registration proportionate to the population.
- Idukki district stands at position 7 (up by 4) in online appointment booking.



- The Idukki district is at position 3(down by 1) in the overall performance ranking of districts based on PHCs/ FHCs/UPHCs.
- The Idukki district is at position 4 in OP consultation with 89%.

3. eHealth - District Ranking Matrix Based on Performance of PHCs/FHCs/UPHCs

The ranking matrix showcase the district performance in providing eHealth services through PHCs/FHCs/UPHCs based on six different parameters. These parameters include whether the reception module is started or not, UHID Visits, Doctor Consultation, Pharmacy Usage, Lab Usage and number of Live Institutions. Based on the ranking, the districts are classified into three broad categories, the best performing districts, the average performing districts and the low performing districts.

The best performing districts should strive to continue to remain in the same position, whereas the average performing as well as the low performing districts should strive to reach to the 'top four' league.

The ranking matrix for the month of March '23 is given below:

| District | Rank |
|--------------------|------|
| WAYANAD | 1 |
| PALAKKAD | 2 |
| IDUKKI | 3 |
| PATHANAMTHITTA | 3 |
| THIRUVANANTHAPURAM | 3 |
| KOLLAM | 4 |
| THRISSUR | 4 |
| ALAPPUZHA | 5 |
| KOTTAYAM | 6 |
| KOZHICODE | 6 |
| KASARAGOD | 7 |
| KANNUR | 8 |
| MALAPPURAM | 9 |
| ERNAKULAM | 10 |

 Best performing
 Average performing
 Low performing

3. eHealth - Institution Level Ranking of PHCs/FHCs/UPHCs

| Hospital | Rank |
|---|------|
| Family Health Centre Alakode | 1 |
| Family Health Centre Elamdesom | 1 |
| Family Health Centre Kumily | 2 |
| Family Health Centre Rajakumary | 2 |
| Family Health Centre Kanchiyar | 3 |
| Family Health Centre Kumaramangalam | 3 |
| Family Health Centre Udumbanchola | 3 |
| Family Health Centre Bison Valley | 4 |
| Family Health Centre Karimkunnam | 5 |
| Family Health Centre Mariyapuram | 5 |
| Family Health Centre Konnathady | 6 |
| Family Health Centre Kudayathur | 6 |
| Family Health Centre Peruvanthanam | 7 |
| Family Health Centre Kamakshy | 8 |
| Family Health Centre Vattavada | 8 |
| Urban Primary Health Centre Parakkadavu | 9 |

3.1 eHealth Performance - Reception Module

Reception Module is considered to be functional in a PHC/FHC/UPHC only if the number of total visits for the month is of minimum 500.

Reception module started in 16 of the 17 PHCs/FHCs/UPHCs

| District | PHC/FHC/UPHC Count | PHC/FHC/UPHC with Reception | % of PHC/FHC/UPHC with Reception |
|--------------------|--------------------|-----------------------------|----------------------------------|
| WAYANAD | 15 | 15 | 100.00 % |
| KASARAGOD | 19 | 18 | 95.00 % |
| IDUKKI | 17 | 16 | 94.00 % |
| PATHANAMTHITTA | 18 | 17 | 94.00 % |
| THIRUVANANTHAPURAM | 69 | 65 | 94.00 % |
| MALAPPURAM | 49 | 43 | 88.00 % |
| PALAKKAD | 43 | 37 | 86.00 % |
| THRISSUR | 63 | 52 | 83.00 % |
| KOTTAYAM | 26 | 20 | 77.00 % |
| KOLLAM | 29 | 22 | 76.00 % |
| KANNUR | 36 | 25 | 69.00 % |
| ERNAKULAM | 40 | 27 | 68.00 % |
| KOZHIKODE | 43 | 28 | 65.00 % |
| ALAPPUZHA | 26 | 16 | 62.00 % |

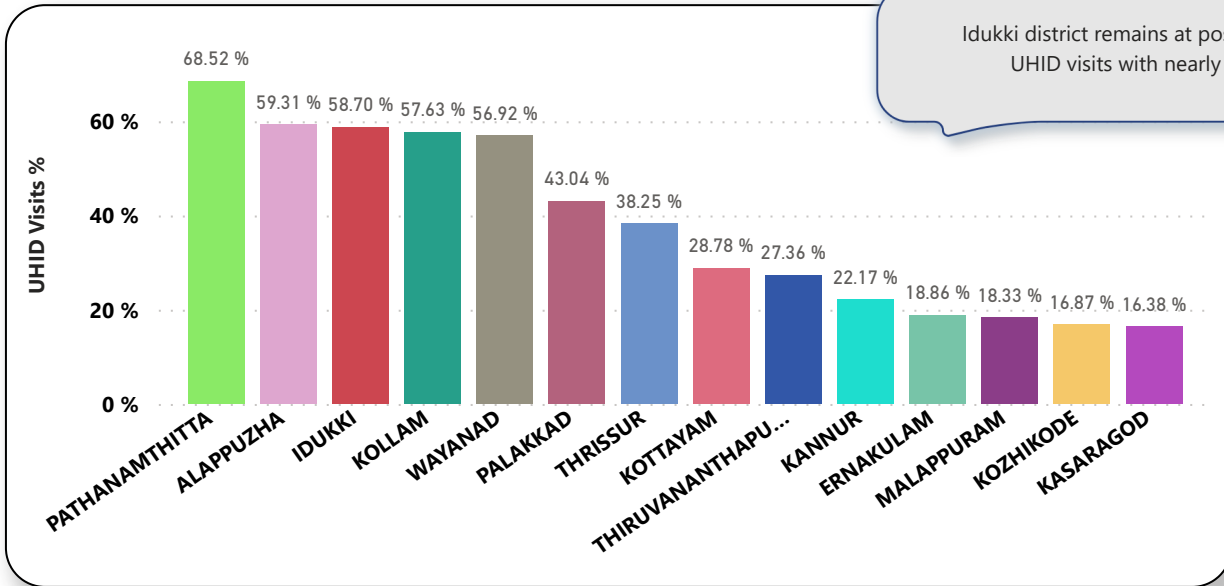
Institutions where the reception module is either not started or not using

Hospital Name

Family Health Centre Arakulam

3.2 e-Health Performance - UHID Visits

UHID Visit % is calculated as (UHID Visits / Total Visit) *100



Idukki district remains at position 3 in UHID visits with nearly 59%.

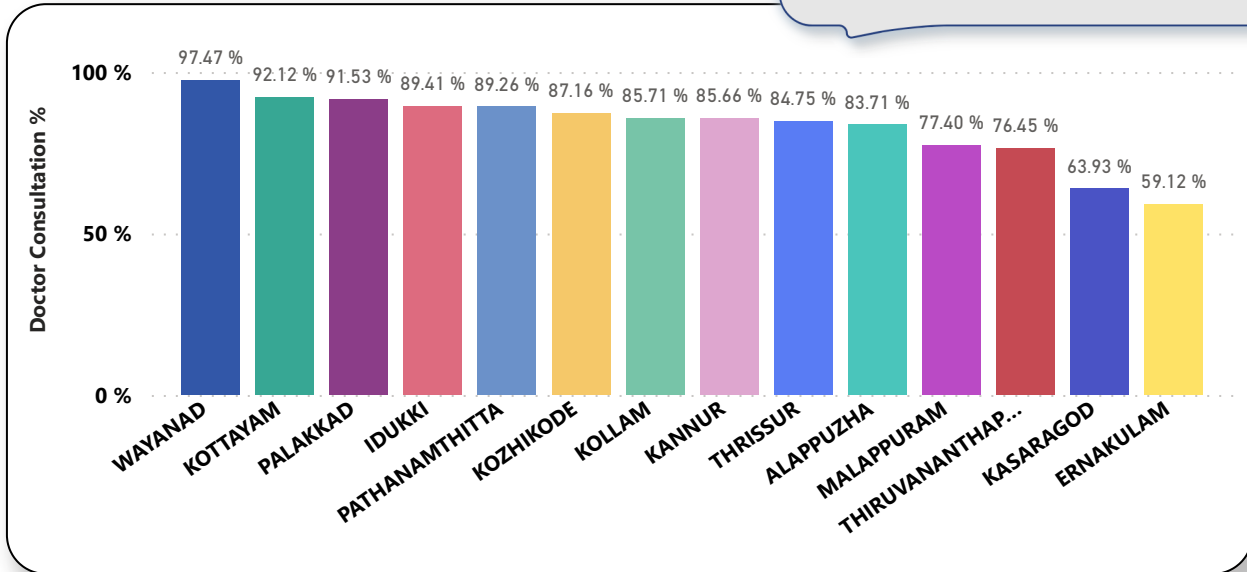
PHCs/FHCs/UPHCs based on UHID Visits

| Hospital | UHID Visit % |
|---|--------------|
| Family Health Centre Kudayathur | 80.00 % |
| Family Health Centre Alakode | 79.00 % |
| Family Health Centre Kumaramangalam | 74.00 % |
| Family Health Centre Elamdesom | 73.00 % |
| Family Health Centre Peruvanthanam | 70.00 % |
| Family Health Centre Bison Valley | 67.00 % |
| Family Health Centre Konnathady | 66.00 % |
| Family Health Centre Karimkunnam | 63.00 % |
| Family Health Centre Mariyapuram | 58.00 % |
| Family Health Centre Rajakumary | 58.00 % |
| Family Health Centre Kumily | 53.00 % |
| Family Health Centre Kanchiyar | 52.00 % |
| Family Health Centre Kamakshy | 39.00 % |
| Family Health Centre Vattavada | 35.00 % |
| Urban Primary Health Centre Parakkadavu | 35.00 % |
| Family Health Centre Udumbanchola | 32.00 % |

Institutions with atleast 100 UHID visits are listed here.

3.3 e-Health Performance - Doctor Consultation

The Idukki district is at position 4 in OP consultation with 89%.



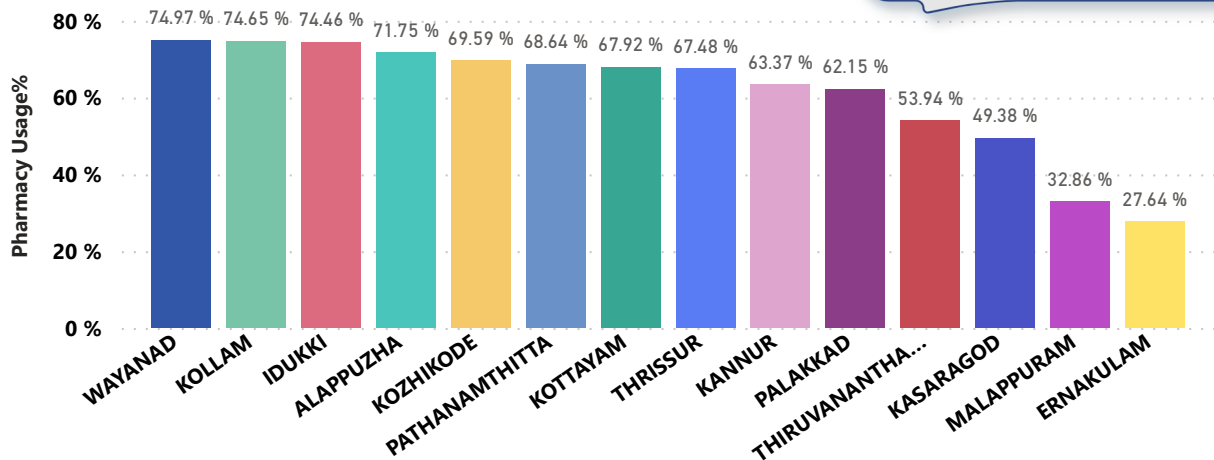
Doctor Consultation Percentage in PHCs/FHCs/UPHCs

| Hospital | Doctor Consultation % |
|-------------------------------------|-----------------------|
| Family Health Centre Kumily | 99.49 % |
| Family Health Centre Udumbanchola | 99.44 % |
| Family Health Centre Kanchiyar | 98.94 % |
| Family Health Centre Elamdesom | 98.70 % |
| Family Health Centre Rajakumary | 95.33 % |
| Family Health Centre Alakode | 94.73 % |
| Family Health Centre Kumaramangalam | 92.38 % |
| Family Health Centre Kudayathur | 91.82 % |
| Family Health Centre Peruvanthanam | 86.99 % |
| Family Health Centre Karimkunnam | 85.06 % |
| Family Health Centre Konnathady | 79.11 % |
| Family Health Centre Bison Valley | 73.99 % |
| Family Health Centre Vattavada | 72.44 % |
| Family Health Centre Mariyapuram | 65.33 % |
| Family Health Centre Kamakshy | 60.02 % |

3.4 e-Health Performance - Pharmacy Usage in PHCs/FHCs/UPHCs

Pharmacy usage is calculated as (Pharmacy Prescription Count / Total Visits) * 100

The district remains at position 3 in Pharmacy Usage with 74%.



Pharmacy Usage in PHCs/FHCs/UPHCs

| Hospital | Pharmacy Usage % |
|-------------------------------------|------------------|
| Family Health Centre Alakode | 91.00 % |
| Family Health Centre Bison Valley | 76.00 % |
| Family Health Centre Elamdesom | 89.00 % |
| Family Health Centre Kamakshy | 52.00 % |
| Family Health Centre Kanchiyar | 69.00 % |
| Family Health Centre Karimkunnam | 75.00 % |
| Family Health Centre Konnathady | 60.00 % |
| Family Health Centre Kudayathur | 56.00 % |
| Family Health Centre Kumaramangalam | 69.00 % |
| Family Health Centre Kumily | 89.00 % |
| Family Health Centre Mariyapuram | 64.00 % |
| Family Health Centre Peruvanthanam | 57.00 % |
| Family Health Centre Rajakumary | 85.00 % |
| Family Health Centre Udumbanchola | 90.00 % |
| Family Health Centre Vattavada | 67.00 % |

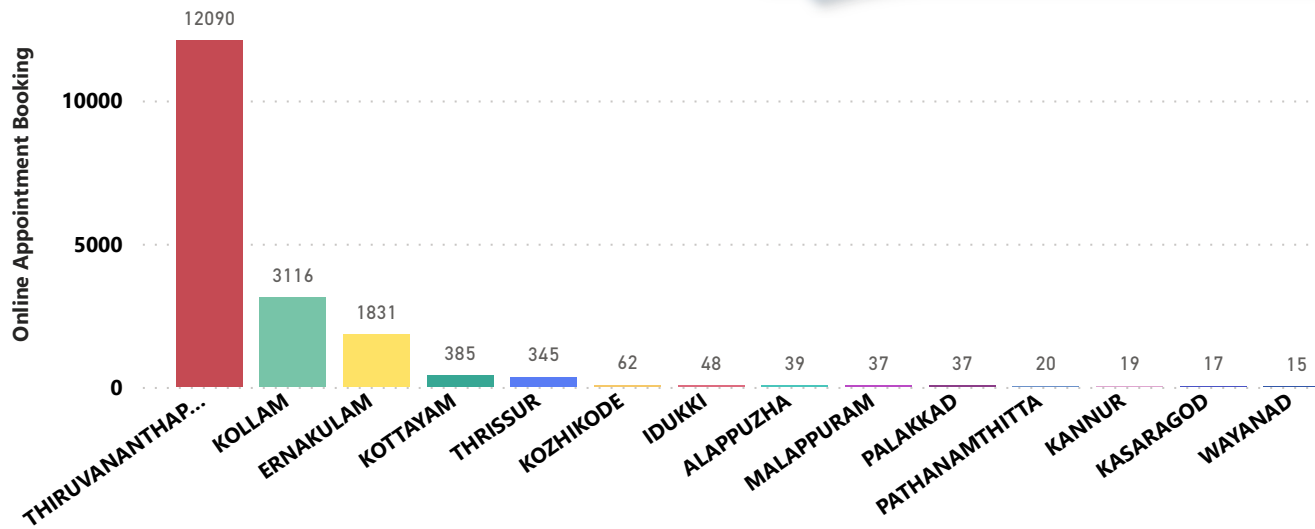
4. Status of Modules started in Hospitals

District wise status of live institutions and the count of various modules [Reception, OP Consultation, Lab, Pharmacy] started.

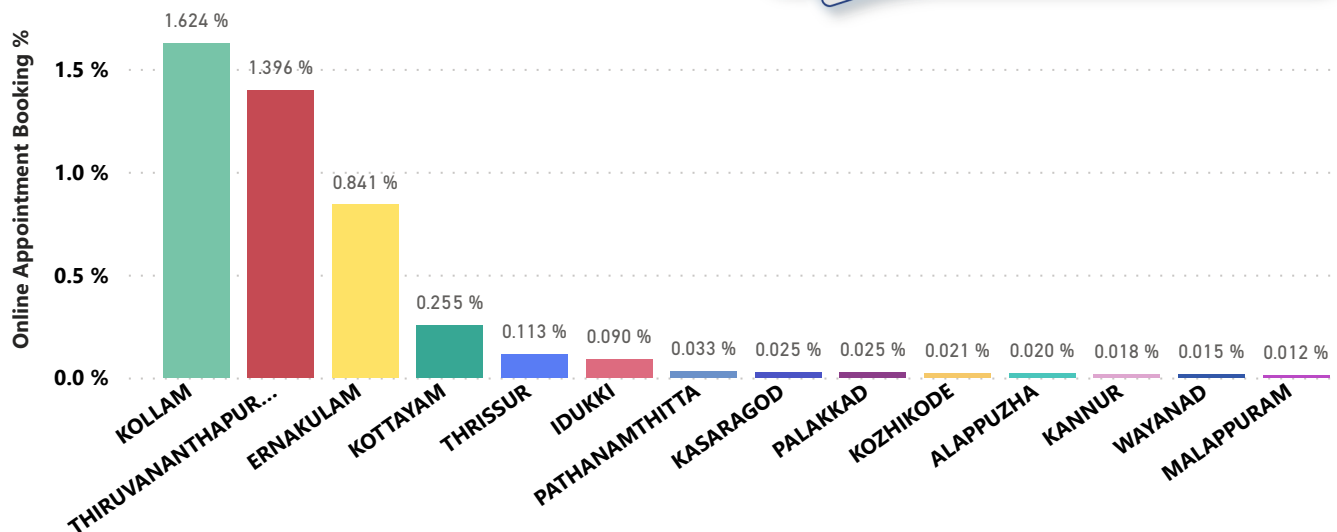
| District Name | Live Institutions | Reception | Consultation | Lab | Pharmacy |
|--------------------|-------------------|--------------------|--------------------|--------------------|--------------------|
| THIRUVANANTHAPURAM | 106 | 97 (91.5%) | 90 (84.9%) | 79 (74.5%) | 71 (67.%) |
| THRISSUR | 70 | 55 (78.6%) | 52 (74.3%) | 46 (65.7%) | 48 (68.6%) |
| KOZHIKODE | 55 | 36 (65.5%) | 35 (63.6%) | 29 (52.7%) | 30 (54.5%) |
| MALAPPURAM | 53 | 45 (84.9%) | 44 (83.%) | 19 (35.8%) | 22 (41.5%) |
| PALAKKAD | 45 | 39 (86.7%) | 37 (82.2%) | 31 (68.9%) | 26 (57.8%) |
| ERNAKULAM | 44 | 29 (65.9%) | 25 (56.8%) | 13 (29.5%) | 15 (34.1%) |
| KANNUR | 39 | 26 (66.7%) | 25 (64.1%) | 21 (53.8%) | 22 (56.4%) |
| KOTTAYAM | 32 | 21 (65.6%) | 21 (65.6%) | 14 (43.8%) | 19 (59.4%) |
| KOLLAM | 31 | 24 (77.4%) | 24 (77.4%) | 23 (74.2%) | 23 (74.2%) |
| ALAPPUZHA | 30 | 20 (66.7%) | 19 (63.3%) | 19 (63.3%) | 18 (60.%) |
| KASARAGOD | 22 | 18 (81.8%) | 17 (77.3%) | 12 (54.5%) | 17 (77.3%) |
| PATHANAMTHITTA | 20 | 18 (90.%) | 16 (80.%) | 11 (55.%) | 13 (65.%) |
| IDUKKI | 19 | 18 (94.7%) | 17 (89.5%) | 11 (57.9%) | 16 (84.2%) |
| WAYANAD | 17 | 16 (94.1%) | 16 (94.1%) | 14 (82.4%) | 15 (88.2%) |
| Total | 583 | 462 (79.2%) | 438 (75.1%) | 342 (58.7%) | 355 (60.9%) |

5. Percentage of Online Appointment Booking in Hospitals

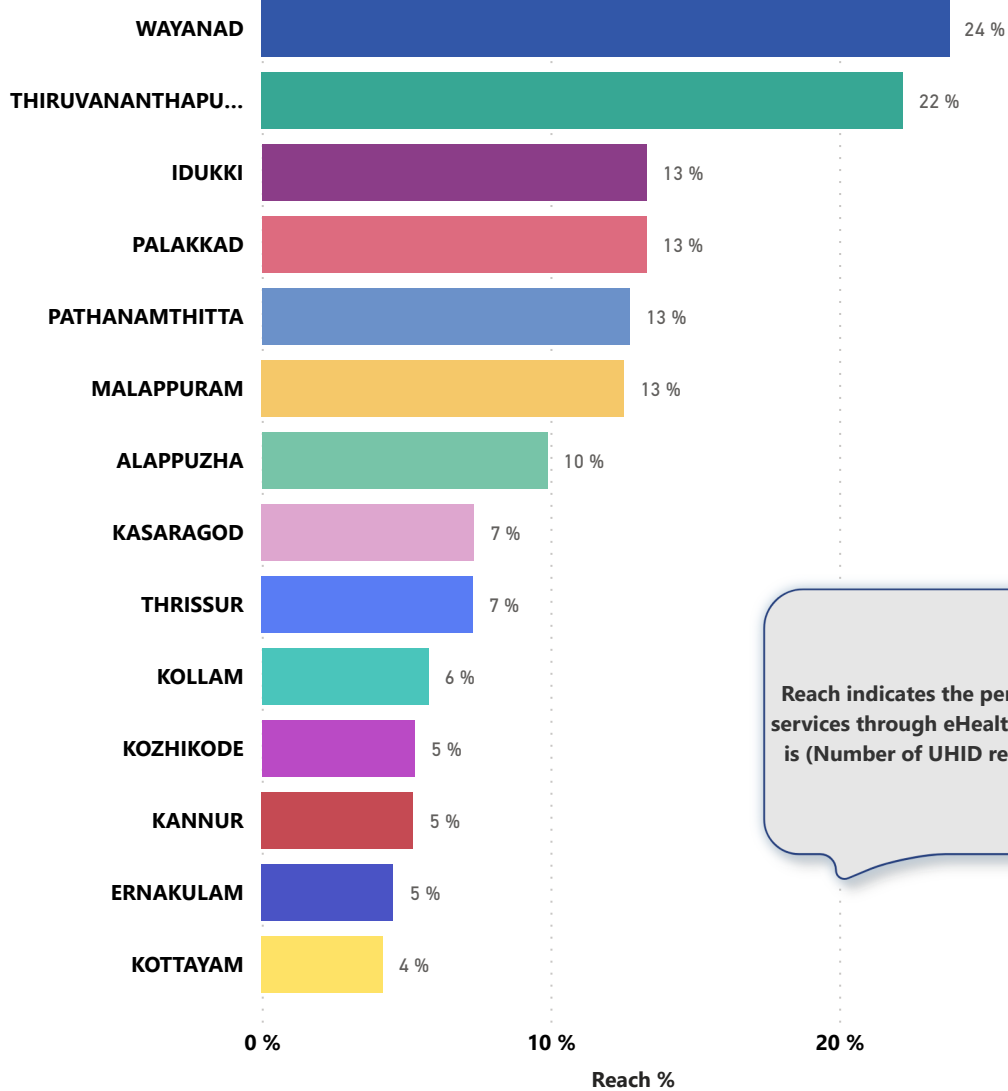
District-wise count of online appointments taken during the month of March '23. Idukki district stands at position 11(down by 3) in online appointment booking.



District-wise percentage of online appointment booking up on OP visits for the month of March '23. Calculation is performed as $(\text{Online Visits} / \text{OP Visits}) * 100 \%$.



6. eHealth Performance - Reach



Reach indicates the percentage of population availing services through eHealth. The formula used to calculate is $(\text{Number of UHID registered} / \text{Population}) * 100 \%$.

7. Public Health Survey Status

