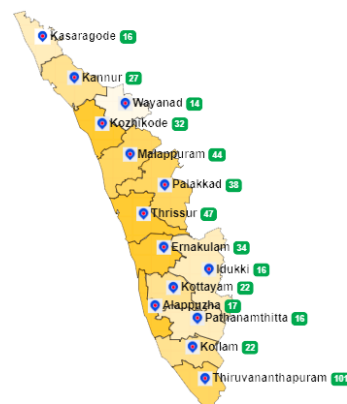


1. eHealth Kerala - Vital Statistics

Live Institutions	55
Medical College Hospitals	2
PHCs/FHCs	38
CHCs	3
DHs/GHs	2
PH Labs	0
Other(Inc UPHCs,Taluk Hospitals)	10



2. Highlights



- eHealth rolled out in 9 new institution during the month of March'23 in Kozhikode district.
- Reception module started in 28 of 43 PHCs/FHCs/UPHCs.
- The district moved from position 8 to position 5 (up by 3) in Pharmacy Usage with nearly 70% (up by 7%).
- KOZ district moved from position 8 to position 6 (up by 2) in OP consultation with 87% (4% up).
- KOZ district remains at position 6 in online appointment bookings.



- The district is at position 10 from top in overall performance ranking of districts with a rank of 6 based on PHCs/ FHCs/UPHCs.
- KOZ district remains at position 13 in UHID Visits with the value of nearly 17% (2% up).
- The district is at position 13 in house survey completion (.05%) and at position 11 in member survey completion (0.02%).

3. eHealth - District Ranking Matrix Based on Performance of PHCs/FHCs/UPHCs

The ranking matrix showcase the district performance in providing eHealth services through PHCs/FHCs/UPHCs based on six different parameters. These parameters include whether the reception module is started or not, UHID Visits, Doctor Consultation, Pharmacy Usage, Lab Usage and number of Live Institutions. Based on the ranking, the districts are classified into three broad categories, the best performing districts, the average performing districts and the low performing districts.

The best performing districts should strive to continue to remain in the same position, whereas the average performing as well as the low performing districts should strive to reach to the 'top four' league.

The ranking matrix for the month of March '23 is given below:

District	Rank
WAYANAD	1
PALAKKAD	2
IDUKKI	3
PATHANAMTHITTA	3
THIRUVANANTHAPURAM	3
KOLLAM	4
THRISSUR	4
ALAPPUZHA	5
KOTTAYAM	6
KOZHIKODE	6
KASARAGOD	7
KANNUR	8
MALAPPURAM	9
ERNAKULAM	10

- Best performing
- Average performing
- Low performing

3. eHealth - Institution Level Ranking of PHCs/FHCs/UPHCs

Hospital	Rank
Family Health Centre Arikkulam	1
Family Health Centre Moodadi	1
Family Health Centre Thiruvambadi	1
Urban Primary Health Centre Payyanakkal	1
Family Health Centre Iringal Kottakkal	2
Family Health Centre Maniyoor	2
Urban Primary Health Centre Feroke	2
Urban Primary Health Centre Kallunira	2
Urban Primary Health Centre Kinassery	2
Family Health Centre Atholi	3
Family Health Centre Ayanchery	3
Family Health Centre Kunnamangalam	3
Family Health Centre Azhiyur	4
Family Health Centre Maruthonkara	4
Family Health Centre Panangad	4
Family Health Centre Ramanatukara	4
Family Health Centre Vadakara	4
Urban Primary Health Centre Payyoli	4
Family Health Centre Nochad	5
Family Health Centre Puduppadi	5
Family Health Centre Beypore	6
Family Health Centre Koodaranji	6
Family Health Centre Meppayyur	6
Family Health Centre Puthiyappa	6
Family Health Centre Chaliyam	7
Family Health Centre Kakkodi	7
Family Health Centre Madavoor Kozhikode	7
Family Health Centre Kodiyathur	8
Family Health Centre Karassery	9

3.1 eHealth Performance - Reception Module

Reception Module is considered to be functional in a PHC/FHC/UPHC only if the number of total visits for the month is of minimum 500.

Reception module started in 28 of 43 PHCs/FHCs/UPHCs

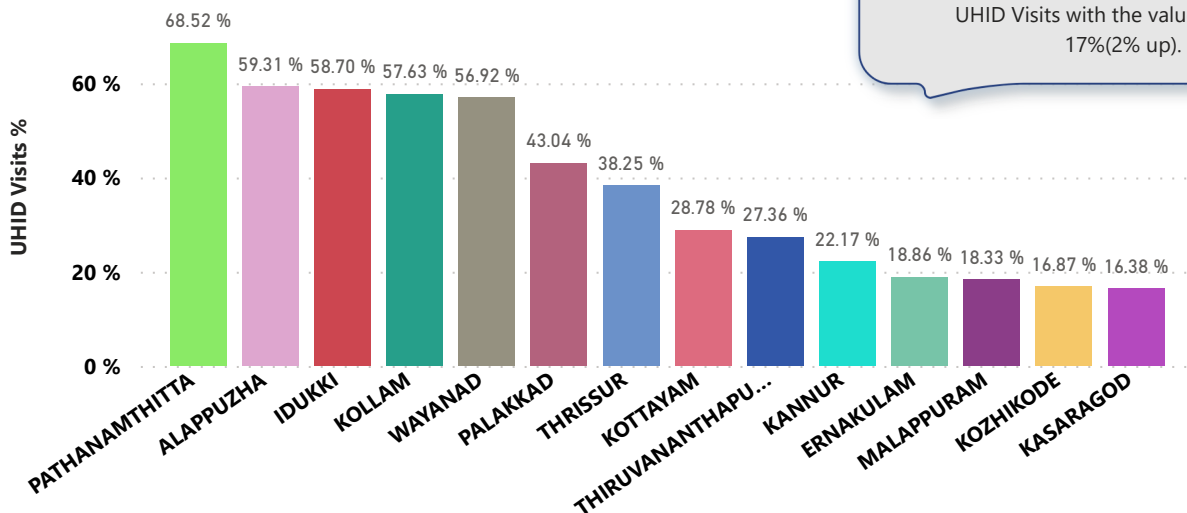
District	PHC/FHC/UPHC Count	PHC/FHC/UPHC with Reception	% of PHC/FHC/UPHC with Reception
WAYANAD	15	15	100.00 %
KASARAGOD	19	18	95.00 %
IDUKKI	17	16	94.00 %
PATHANAMTHITTA	18	17	94.00 %
THIRUVANANTHAPURAM	69	65	94.00 %
MALAPPURAM	49	43	88.00 %
PALAKKAD	43	37	86.00 %
THRISSUR	63	52	83.00 %
KOTTAYAM	26	20	77.00 %
KOLLAM	29	22	76.00 %
KANNUR	36	25	69.00 %
ERNAKULAM	40	27	68.00 %
KOZHIKODE	43	28	65.00 %
ALAPPUZHA	26	16	62.00 %

Hospital Name
Family Health Centre Changaroth
Family Health Centre Chekkiad
Family Health Centre Chengottukavu
Family Health Centre Eramangalam
Family Health Centre Irivallur
Family Health Centre Karassery
Family Health Centre Kayakkody
Family Health Centre Kodenchery
Family Health Centre Kottur
Family Health Centre Mangad
Family Health Centre Naripatta
Family Health Centre Perumanna
Family Health Centre Peruvannamuzhi
Family Health Centre Puramery
Family Health Centre Vanimal

Institutions where the reception module is either not started or not using

3.2 e-Health Performance - UHID Visits

UHID Visit % is calculated as (UHID Visits / Total Visit) *100



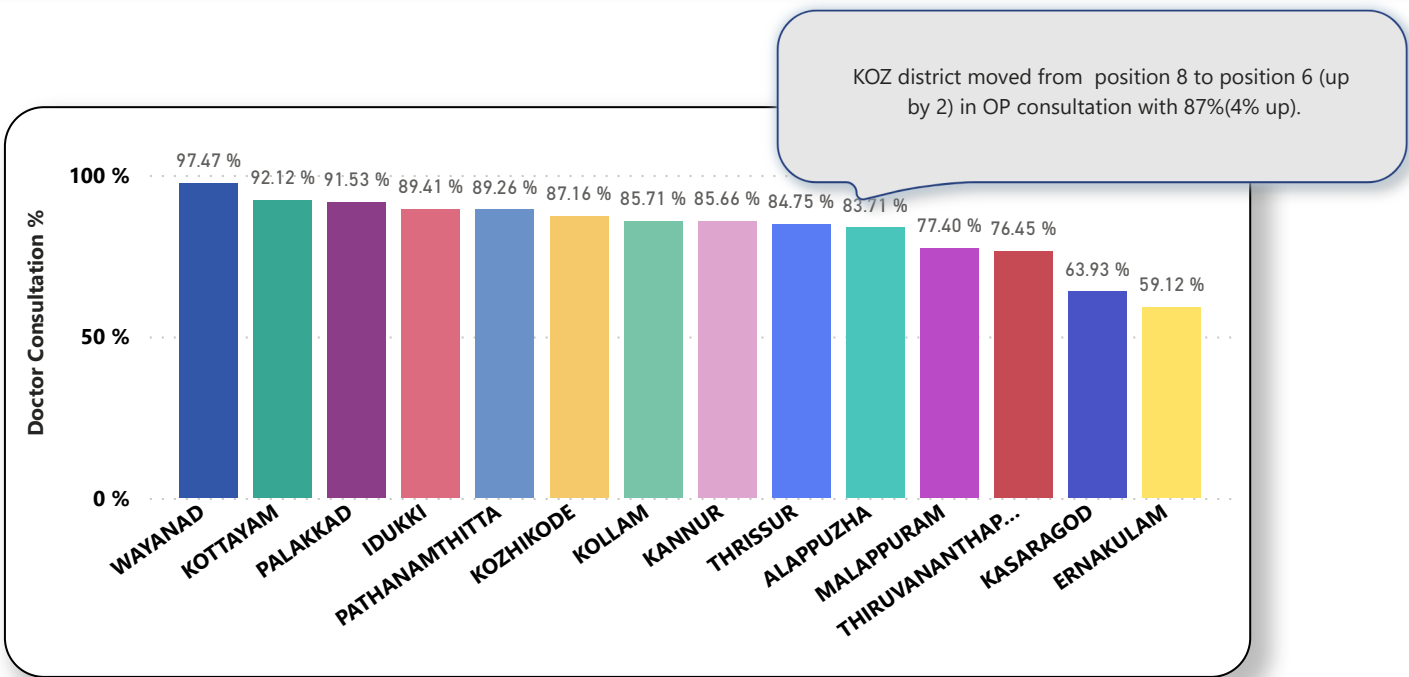
PHCs/FHCs/UPHCs based on UHID Visits

Institutions with atleast 100 UHID visits are listed here.

Hospital	UHID Visit %
Family Health Centre Moodadi	42.00 %
Family Health Centre Arikkulam	41.00 %
Family Health Centre Panangad	40.00 %
Family Health Centre Thiruvambadi	33.00 %
Urban Primary Health Centre Kallunira	27.00 %
Family Health Centre Atholi	26.00 %
Family Health Centre Koodaranji	25.00 %
Urban Primary Health Centre Payyanakkal	25.00 %
Family Health Centre Kodyathur	24.00 %
Family Health Centre Maruthonkara	24.00 %
Family Health Centre Ayanchery	22.00 %
Family Health Centre Azhiyur	22.00 %
Family Health Centre Puduppadi	21.00 %
Family Health Centre Kunnamangalam	20.00 %
Family Health Centre Iringal Kottakkal	17.00 %

Hospital	UHID Visit %
Family Health Centre Chaliyam	2.00 %
Family Health Centre Ramanatukara	2.00 %
Urban Primary Health Centre Kinassery	4.00 %
Family Health Centre Vadakara	5.00 %
Family Health Centre Madavoor Kozhikode	11.00 %
Family Health Centre Meppayyur	11.00 %
Urban Primary Health Centre Feroke	11.00 %
Family Health Centre Maniyoor	12.00 %
Urban Primary Health Centre Payyoli	15.00 %
Family Health Centre Kakkodi	16.00 %
Family Health Centre Iringal Kottakkal	17.00 %
Family Health Centre Kunnamangalam	20.00 %
Family Health Centre Puduppadi	21.00 %
Family Health Centre Ayanchery	22.00 %
Family Health Centre Azhiyur	22.00 %

3.3 e-Health Performance - Doctor Consultation



Doctor Consultation Percentage in PHCs/FHCs/UPHCs

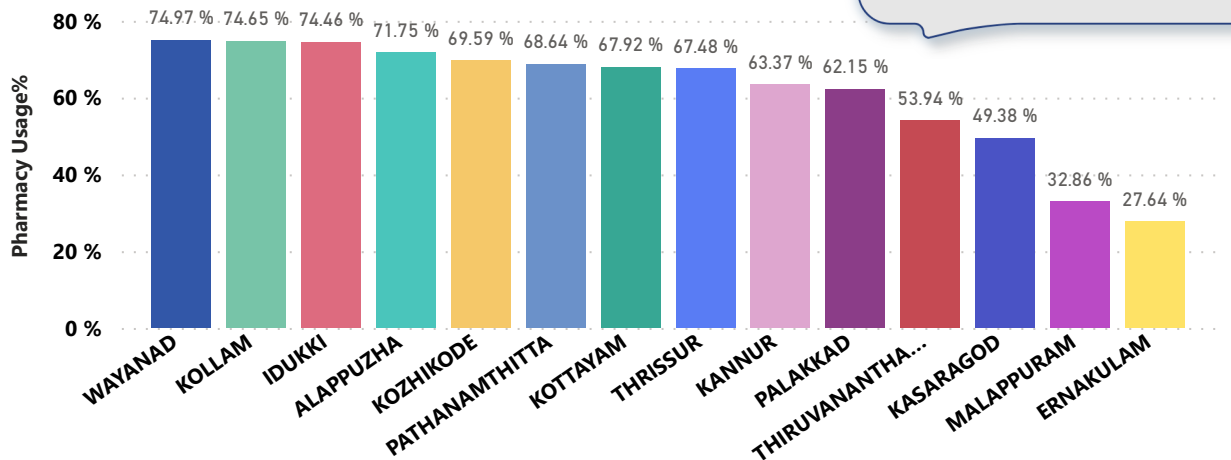
Hospital	Doctor Consultation %
Family Health Centre Iringal Kottakkal	100.00 %
Family Health Centre Atholi	99.43 %
Family Health Centre Kakkodi	99.40 %
Family Health Centre Madavoor Kozhikode	99.08 %
Family Health Centre Thiruvambadi	98.98 %
Family Health Centre Vadakara	98.97 %
Urban Primary Health Centre Feroke	98.73 %
Family Health Centre Koodaranji	98.04 %
Family Health Centre Ramanatukara	97.96 %
Family Health Centre Kunnamangalam	97.90 %
Family Health Centre Arikkulam	97.45 %
Family Health Centre Moodadi	97.04 %
Family Health Centre Azhiyur	95.38 %

Hospital	Doctor Consultation %
Family Health Centre Kodyathur	8.48 %
Family Health Centre Chaliyam	58.87 %
Family Health Centre Meppayyur	71.76 %
Urban Primary Health Centre Payyoli	85.78 %
Family Health Centre Panangad	90.08 %
Family Health Centre Pudukkudi	92.82 %
Urban Primary Health Centre Kallunira	93.01 %
Urban Primary Health Centre Payyanakkal	93.94 %
Family Health Centre Ayanchery	94.11 %
Family Health Centre Maniyoore	94.56 %
Family Health Centre Maruthonkara	94.62 %
Urban Primary Health Centre Kinassery	94.65 %
Family Health Centre Azhiyur	95.38 %

3.4 e-Health Performance - Pharmacy Usage in PHCs/FHCs/UPHCs

Pharmacy usage is calculated as (Pharmacy Prescription Count / Total Visits) *100

The KOZ district moved from position8 to position 5 (up by 3)in Pharmacy Usage with nearly70%(up by 7%).



Pharmacy Usage in PHCs/FHCs/UPHCs

Hospital	Pharmacy Usage %
Urban Primary Health Centre Feroke	94.00 %
Family Health Centre Maniyoore	93.00 %
Family Health Centre Vadakara	92.00 %
Family Health Centre Atholi	90.00 %
Family Health Centre Maruthonkara	90.00 %
Family Health Centre Arikkulam	89.00 %
Family Health Centre Ayanchery	89.00 %
Family Health Centre Moodadi	89.00 %
Urban Primary Health Centre Kallunira	89.00 %
Family Health Centre Iringal Kottakkal	88.00 %
Family Health Centre Ramanatukara	88.00 %
Family Health Centre Thiruvambadi	87.00 %
Family Health Centre Azhiyur	85.00 %
Urban Primary Health Centre Kinassery	85.00 %

Hospital	Pharmacy Usage %
Family Health Centre Kodyathur	0.00 %
Family Health Centre Koodaranji	0.00 %
Family Health Centre Madavoor Kozhikode	16.00 %
Family Health Centre Kakkodi	18.00 %
Family Health Centre Chaliyam	47.00 %
Family Health Centre Meppayyur	61.00 %
Family Health Centre Puduppadi	70.00 %
Family Health Centre Panangad	78.00 %
Urban Primary Health Centre Payyoli	79.00 %
Family Health Centre Kunnamangalam	83.00 %
Family Health Centre Azhiyur	85.00 %
Urban Primary Health Centre Kinassery	85.00 %
Urban Primary Health Centre	85.00 %

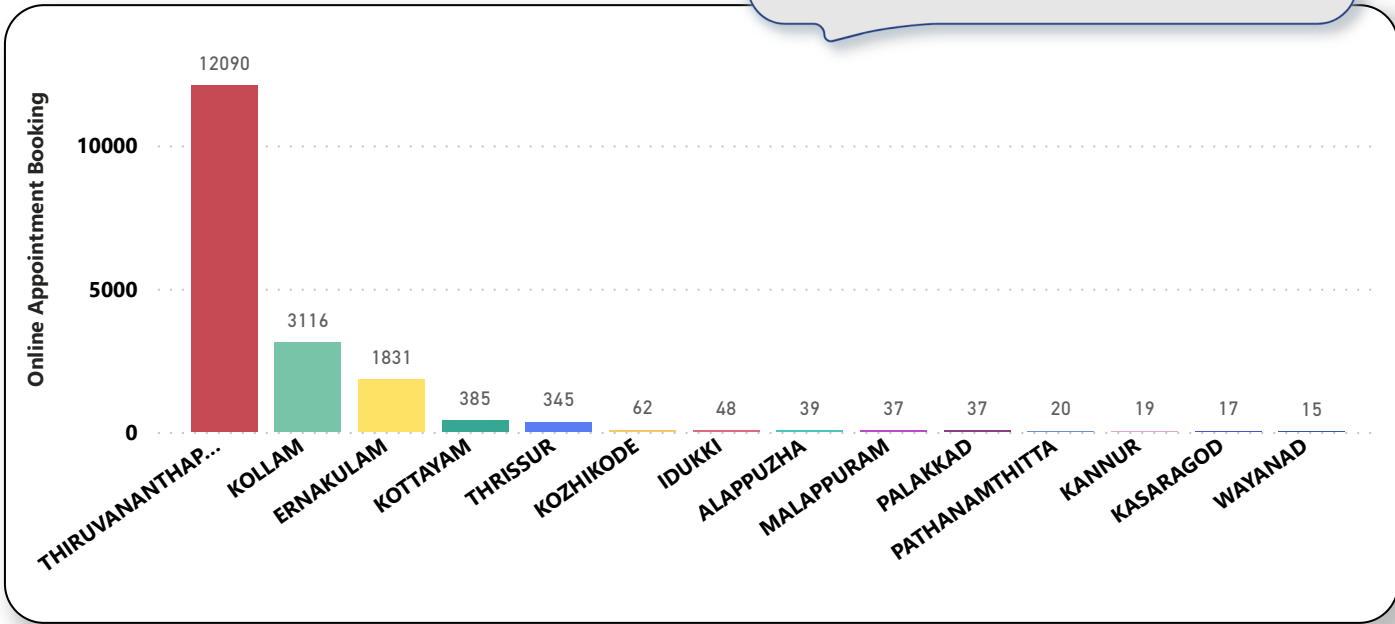
4. Status of Modules started in Hospitals

District wise status of live institutions and the count of various modules [Reception, OP Consultation, Lab, Pharmacy] started.

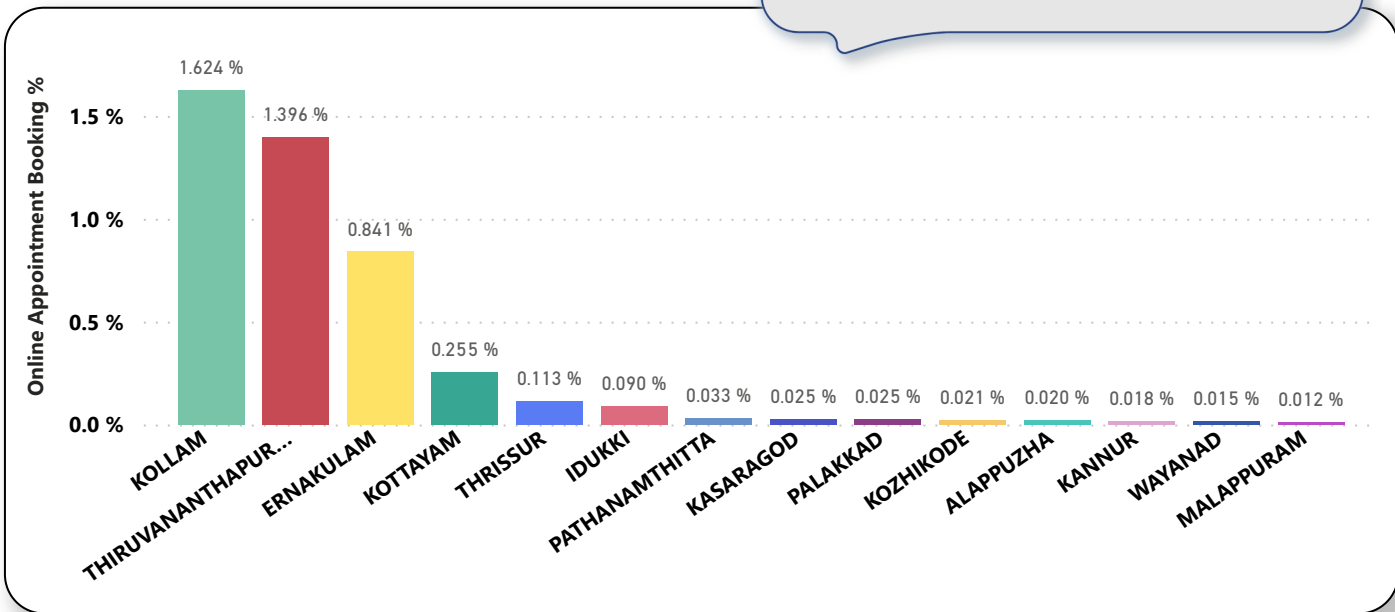
District Name	Live Institutions	Reception	Consultation	Lab	Pharmacy
THIRUVANANTHAPURAM	106	97 (91.5%)	90 (84.9%)	79 (74.5%)	71 (67.%)
THRISSUR	70	55 (78.6%)	52 (74.3%)	46 (65.7%)	48 (68.6%)
KOZHIKODE	55	36 (65.5%)	35 (63.6%)	29 (52.7%)	30 (54.5%)
MALAPPURAM	53	45 (84.9%)	44 (83.%)	19 (35.8%)	22 (41.5%)
PALAKKAD	45	39 (86.7%)	37 (82.2%)	31 (68.9%)	26 (57.8%)
ERNAKULAM	44	29 (65.9%)	25 (56.8%)	13 (29.5%)	15 (34.1%)
KANNUR	39	26 (66.7%)	25 (64.1%)	21 (53.8%)	22 (56.4%)
KOTTAYAM	32	21 (65.6%)	21 (65.6%)	14 (43.8%)	19 (59.4%)
KOLLAM	31	24 (77.4%)	24 (77.4%)	23 (74.2%)	23 (74.2%)
ALAPPUZHA	30	20 (66.7%)	19 (63.3%)	19 (63.3%)	18 (60.%)
KASARAGOD	22	18 (81.8%)	17 (77.3%)	12 (54.5%)	17 (77.3%)
PATHANAMTHITTA	20	18 (90.%)	16 (80.%)	11 (55.%)	13 (65.%)
IDUKKI	19	18 (94.7%)	17 (89.5%)	11 (57.9%)	16 (84.2%)
WAYANAD	17	16 (94.1%)	16 (94.1%)	14 (82.4%)	15 (88.2%)
Total	583	462 (79.2%)	438 (75.1%)	342 (58.7%)	355 (60.9%)

5. Percentage of Online Appointment Booking in Hospitals

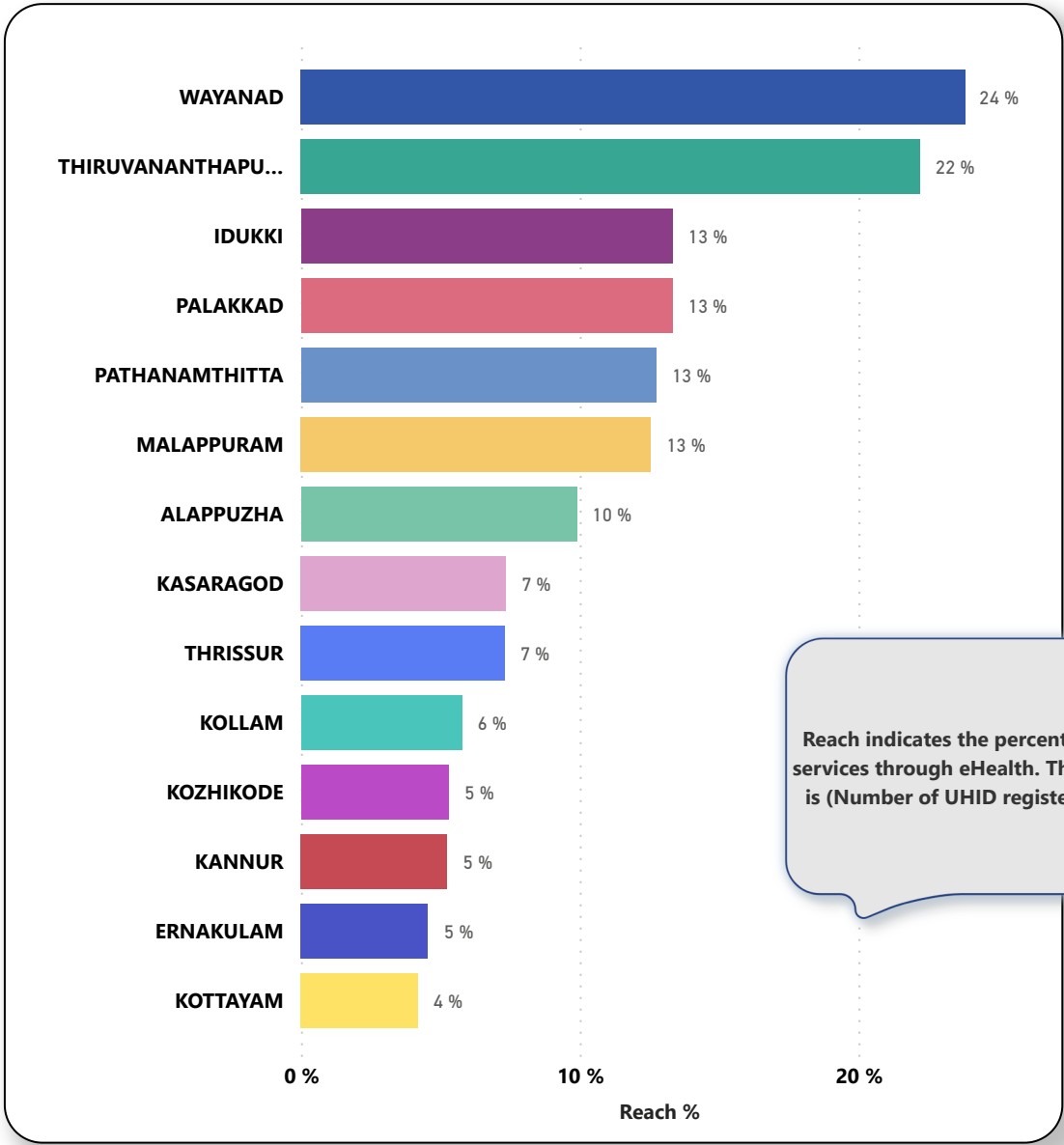
District-wise count of Online appointments taken during the month of March '23. KOZ district remains at position 6 in online appointment bookings.



District-wise percentage of online appointment booking up on OP visits for the month of March '23. Calculation is performed as (Online Visits / OP Visits) * 100 %.



6. eHealth Performance - Reach



7. Public Health Survey Status

