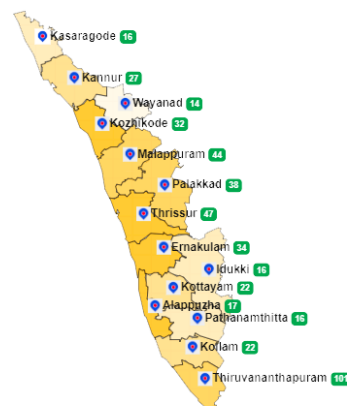


## 1. eHealth Kerala - Vital Statistics

|                                  |    |
|----------------------------------|----|
| Live Institutions                | 31 |
| Medical College Hospitals        | 1  |
| PHCs/FHCs                        | 27 |
| CHCs                             | 0  |
| DHs/GHs                          | 0  |
| PH Labs                          | 0  |
| Other(Inc UPHCs,Taluk Hospitals) | 3  |



## 2. Highlights



- Reception module started in 22 of 29 PHCs/ FHCs/UPHCs
- Kollam district remains at position 4 in UHID Visits with 57%.
- The district remains at position 2 in online appointment booking.
- eHealth rolled out in 8 new institution during the month of March'23 in Kollam district.
- The district moved from position 9 to 7(up by 2) in Doctor Consultation with nearly 86%



- The Kollam district moved from position 2 to position 4 in overall performance ranking of districts based on PHCs/FHCs/UPHCs.
- Kollam district remains at :  
- position 2 in Pharmacy usage with nearly 74%.
- The district is at position 11 in house survey completion(0.64%) and at position 9 in member survey completion(0.03%).



3. eHealth - District Ranking Matrix Based on Performance of PHCs/FHCs/UPHCs

The ranking matrix showcase the district performance in providing eHealth services through PHCs/FHCs/UPHCs based on six different parameters. These parameters include whether the reception module is started or not, UHID Visits, Doctor Consultation, Pharmacy Usage, Lab Usage and number of Live Institutions. Based on the ranking, the districts are classified into three broad categories, the best performing districts, the average performing districts and the low performing districts.

The best performing districts should strive to continue to remain in the same position, whereas the average performing as well as the low performing districts should strive to reach to the 'top four' league.

The ranking matrix for the month of March '23 is given below:

| District           | Rank |
|--------------------|------|
| WAYANAD            | 1    |
| PALAKKAD           | 2    |
| IDUKKI             | 3    |
| PATHANAMTHITTA     | 3    |
| THIRUVANANTHAPURAM | 3    |
| KOLLAM             | 4    |
| THRISSUR           | 4    |
| ALAPPUZHA          | 5    |
| KOTTAYAM           | 6    |
| KOZHIKODE          | 6    |
| KASARAGOD          | 7    |
| KANNUR             | 8    |
| MALAPPURAM         | 9    |
| ERNAKULAM          | 10   |

- Best performing
- Average performing
- Low performing



3. eHealth - Institution Level Ranking of PHCs/FHCs/UPHCs

| Hospital                                     | Rank |
|--|------|
| Family Health Centre Mayyanad Ckm            | 1    |
| Family Health Centre Sreenarayanapuram       | 1    |
| Family Health Centre Thekkumbhagam           | 1    |
| Family Health Centre Ummannoor               | 1    |
| Family Health Centre Veliyam                 | 1    |
| Family Health Centre Chavara                 | 2    |
| Family Health Centre Ezhukone Pavithreswaram | 2    |
| Family Health Centre Sakthikulangara         | 2    |
| Family Health Centre Thenmala                | 2    |
| Urban Primary Health Centre Mundakkal        | 2    |
| Urban Primary Health Centre Uliyakovil       | 2    |
| Family Health Centre Kulasekharapuram        | 3    |
| Family Health Centre Alappad                 | 4    |
| Family Health Centre Azheekkal               | 4    |
| Family Health Centre Elampalloor             | 4    |
| Family Health Centre Perumon                 | 5    |
| Family Health Centre Thazhava                | 5    |
| Family Health Centre Mancode Chithara        | 6    |
| Family Health Centre Vallikkavu              | 7    |
| Family Health Centre Vilakkudy               | 8    |
| Family Health Centre Chathannoor             | 9    |
| Family Health Centre Neduvathoor             | 10   |
| Family Health Centre Pooyappally             | 10   |
| Family Health Centre Ezhukone                | 11   |
| Family Health Centre Kallada West            | 11   |
| Family Health Centre Piravanthoor            | 12   |



3.1 eHealth Performance - Reception Module

Reception Module is considered to be functional in a PHC/FHC/UPHC only if the number of total visits for the month is of minimum 500.

Reception module started in 22 of 29 PHCs/FHCs/UPHCs

| District           | PHC/FHC/UPHC Count | PHC/FHC/UPHC with Reception | % of PHC/FHC/UPHC with Reception |
|--------------------|--------------------|-----------------------------|----------------------------------|
| WAYANAD            | 15                 | 15                          | 100.00 %                         |
| KASARAGOD          | 19                 | 18                          | 95.00 %                          |
| IDUKKI             | 17                 | 16                          | 94.00 %                          |
| PATHANAMTHITTA     | 18                 | 17                          | 94.00 %                          |
| THIRUVANANTHAPURAM | 69                 | 65                          | 94.00 %                          |
| MALAPPURAM         | 49                 | 43                          | 88.00 %                          |
| PALAKKAD           | 43                 | 37                          | 86.00 %                          |
| THRISSUR           | 63                 | 52                          | 83.00 %                          |
| KOTTAYAM           | 26                 | 20                          | 77.00 %                          |
| KOLLAM             | 29                 | 22                          | 76.00 %                          |
| KANNUR             | 36                 | 25                          | 69.00 %                          |
| ERNAKULAM          | 40                 | 27                          | 68.00 %                          |
| KOZHIKODE          | 43                 | 28                          | 65.00 %                          |
| ALAPPUZHA          | 26                 | 16                          | 62.00 %                          |

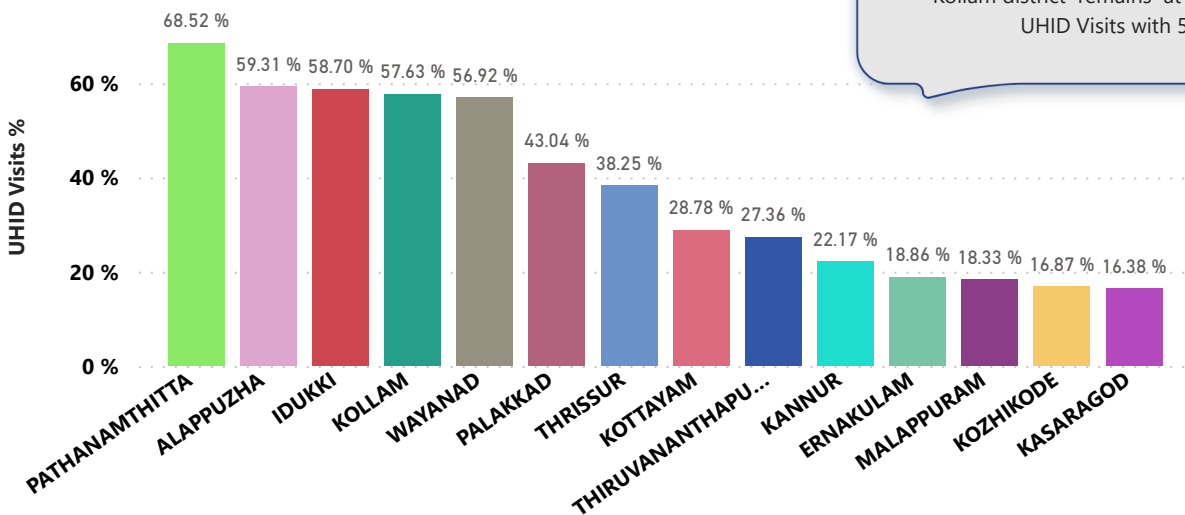
Institutions where the reception module is either not started or not using

| Hospital Name                     |
|-----------------------------------|
| Family Health Centre Ezhukone     |
| Family Health Centre Kallada West |
| Family Health Centre Karavalur    |
| Family Health Centre Neduvathoor  |
| Family Health Centre Perinad      |
| Family Health Centre Piravanthoor |
| Family Health Centre Pooyappally  |



3.2 e-Health Performance - UHID Visits

UHID Visit % is calculated as (UHID Visits / Total Visit ) \*100



PHCs/FHCs/UPHCs based on UHID Visits

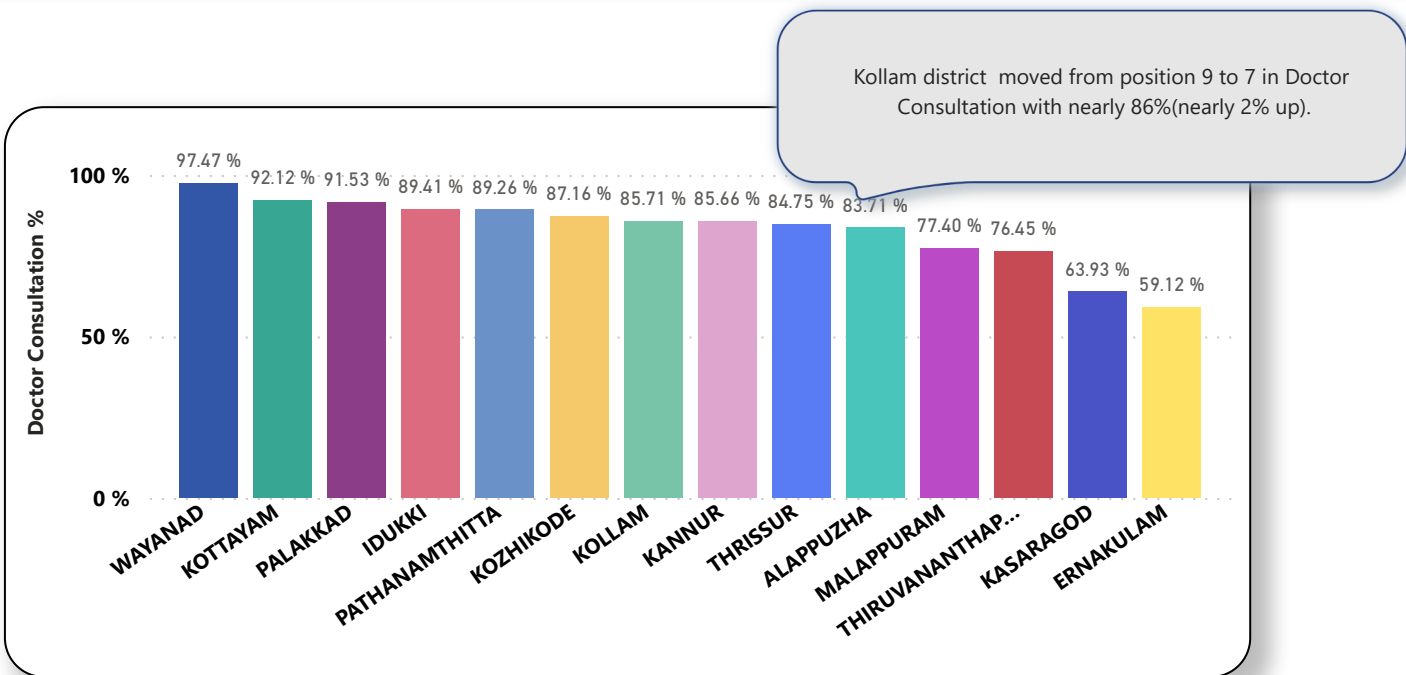
Institutions with atleast 100 UHID visits are listed here.

| Hospital                                     | UHID Visit % |
|--|--------------|
| Family Health Centre Ummannoor               | 87.00 %      |
| Family Health Centre Ezhukone Pavithreswaram | 81.00 %      |
| Family Health Centre Veliyam                 | 71.00 %      |
| Urban Primary Health Centre Uliyakovil       | 71.00 %      |
| Family Health Centre Mancode Chithara        | 69.00 %      |
| Family Health Centre Alappad                 | 68.00 %      |
| Family Health Centre Perumon                 | 68.00 %      |
| Family Health Centre Thenmala                | 68.00 %      |
| Family Health Centre Mayyanad Ckm            | 66.00 %      |
| Urban Primary Health Centre Mundakkal        | 65.00 %      |

| Hospital                              | UHID Visit % |
|---------------------------------------|--------------|
| Family Health Centre Kallada East     | 8.00 %       |
| Family Health Centre Vilakkudy        | 28.00 %      |
| Family Health Centre Chathannoor      | 36.00 %      |
| Family Health Centre Vallikkavu       | 38.00 %      |
| Family Health Centre Elampalloor      | 43.00 %      |
| Family Health Centre Thazhava         | 52.00 %      |
| Family Health Centre Chavara          | 56.00 %      |
| Family Health Centre Azheekkal        | 58.00 %      |
| Family Health Centre Sakthikulangara  | 58.00 %      |
| Family Health Centre Kulasekharapuram | 59.00 %      |
| Family Health Centre Thekkumbhagam    | 60.00 %      |



3.3 e-Health Performance - Doctor Consultation



Doctor Consultation Percentage in PHCs/FHCs/UPHCs

| Hospital                                     | Doctor Consultation % |
|--|-----------------------|
| Family Health Centre Sakthikulangara         | 99.53 %               |
| Family Health Centre Veliyam                 | 99.49 %               |
| Family Health Centre Ezhukone Pavithreswaram | 99.40 %               |
| Family Health Centre Azheekkal               | 98.88 %               |
| Family Health Centre Mayyanad Ckm            | 97.81 %               |
| Family Health Centre Ummannoor               | 97.70 %               |
| Family Health Centre Thekkumbhagam           | 96.64 %               |
| Family Health Centre Chavara                 | 96.48 %               |
| Urban Primary Health Centre Mundakkal        | 96.45 %               |
| Family Health Centre Kallada East            | 94.99 %               |
| Family Health Centre Thenmala                | 93.74 %               |
| Urban Primary Health Centre Uliyakovil       | 93.38 %               |
| Family Health Centre Sreenarayanapuram       | 93.36 %               |

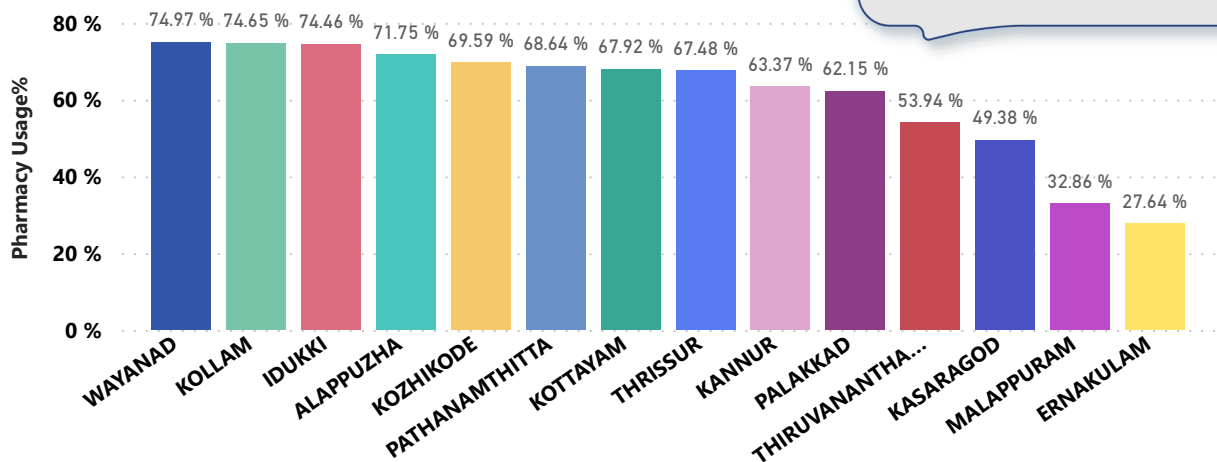
| Hospital                               | Doctor Consultation % |
|--|-----------------------|
| Family Health Centre Chathannoor       | 46.14 %               |
| Family Health Centre Vilakkudy         | 57.50 %               |
| Family Health Centre Mancode Chithara  | 59.03 %               |
| Family Health Centre Perumon           | 76.11 %               |
| Family Health Centre Vallikkavu        | 80.35 %               |
| Family Health Centre Alappad           | 82.82 %               |
| Family Health Centre Kulasekharapuram  | 84.20 %               |
| Family Health Centre Elampalloor       | 87.25 %               |
| Family Health Centre Thazhava          | 92.64 %               |
| Family Health Centre Sreenarayanapuram | 93.36 %               |
| Urban Primary Health Centre Uliyakovil | 93.38 %               |
| Family Health Centre Thenmala          | 93.74 %               |
| Family Health Centre Kallada East      | 94.99 %               |
| Urban Primary Health Centre Mundakkal  | 96.45 %               |



3.4 e-Health Performance - Pharmacy Usage in PHCs/FHCs/UPHCs

Pharmacy usage is calculated as (Pharmacy Prescription Count / Total Visits ) \*100

The Kollam district remains at position 2 in Pharmacy usage with nearly 74% (2% up).



Pharmacy Usage in PHCs/FHCs/UPHCs

| Hospital                                     | Pharmacy Usage % |
|--|------------------|
| Family Health Centre Ezhukone Pavithreswaram | 91.00 %          |
| Family Health Centre Ummannoor               | 91.00 %          |
| Family Health Centre Veliyam                 | 91.00 %          |
| Family Health Centre Kallada East            | 90.00 %          |
| Family Health Centre Thenmala                | 90.00 %          |
| Family Health Centre Sreenarayanapuram       | 87.00 %          |
| Family Health Centre Sakthikulangara         | 86.00 %          |
| Family Health Centre Thekkumbhagam           | 86.00 %          |
| Family Health Centre Mayyanad Ckm            | 84.00 %          |
| Family Health Centre Chavara                 | 82.00 %          |
| Family Health Centre Elampalloor             | 82.00 %          |
| Family Health Centre Kulasekharapuram        | 81.00 %          |

| Hospital                               | Pharmacy Usage % |
|--|------------------|
| Family Health Centre Chathannoor       | 41.00 %          |
| Family Health Centre Mancode Chithara  | 49.00 %          |
| Family Health Centre Vilakkudy         | 52.00 %          |
| Family Health Centre Perumon           | 66.00 %          |
| Family Health Centre Azheekkal         | 68.00 %          |
| Family Health Centre Alappad           | 69.00 %          |
| Family Health Centre Vallikkavu        | 69.00 %          |
| Urban Primary Health Centre Mundakkal  | 70.00 %          |
| Family Health Centre Thazhava          | 73.00 %          |
| Urban Primary Health Centre Uliyakovil | 76.00 %          |
| Family Health Centre Kulasekharapuram  | 81.00 %          |



4. Status of Modules started in Hospitals

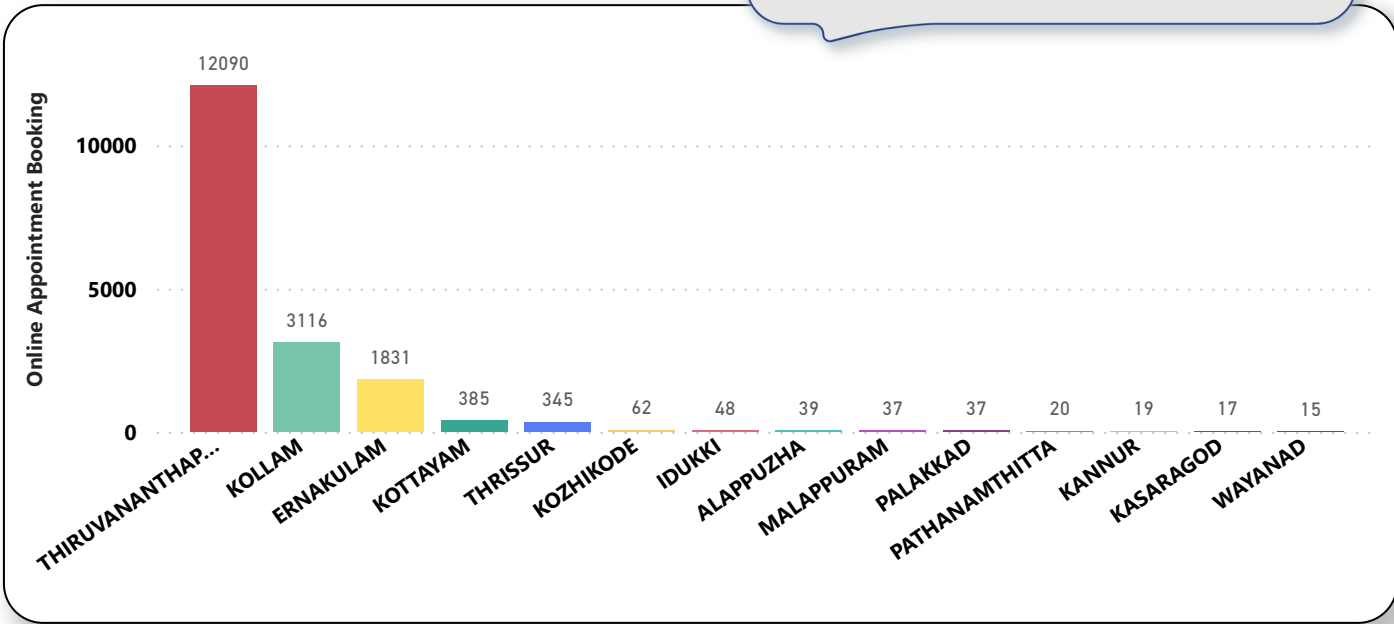
District wise status of live institutions and the count of various modules [Reception, OP Consultation, Lab, Pharmacy] started.

| District Name      | Live Institutions | Reception   | Consultation | Lab         | Pharmacy    |
|--------------------|-------------------|-------------|--------------|-------------|-------------|
| THIRUVANANTHAPURAM | 106               | 97 (91.5%)  | 90 (84.9%)   | 79 (74.5%)  | 71 (67.%)   |
| THRISSUR           | 70                | 55 (78.6%)  | 52 (74.3%)   | 46 (65.7%)  | 48 (68.6%)  |
| KOZHIKODE          | 55                | 36 (65.5%)  | 35 (63.6%)   | 29 (52.7%)  | 30 (54.5%)  |
| MALAPPURAM         | 53                | 45 (84.9%)  | 44 (83.%)    | 19 (35.8%)  | 22 (41.5%)  |
| PALAKKAD           | 45                | 39 (86.7%)  | 37 (82.2%)   | 31 (68.9%)  | 26 (57.8%)  |
| ERNAKULAM          | 44                | 29 (65.9%)  | 25 (56.8%)   | 13 (29.5%)  | 15 (34.1%)  |
| KANNUR             | 39                | 26 (66.7%)  | 25 (64.1%)   | 21 (53.8%)  | 22 (56.4%)  |
| KOTTAYAM           | 32                | 21 (65.6%)  | 21 (65.6%)   | 14 (43.8%)  | 19 (59.4%)  |
| KOLLAM             | 31                | 24 (77.4%)  | 24 (77.4%)   | 23 (74.2%)  | 23 (74.2%)  |
| ALAPPUZHA          | 30                | 20 (66.7%)  | 19 (63.3%)   | 19 (63.3%)  | 18 (60.%)   |
| KASARAGOD          | 22                | 18 (81.8%)  | 17 (77.3%)   | 12 (54.5%)  | 17 (77.3%)  |
| PATHANAMTHITTA     | 20                | 18 (90.%)   | 16 (80.%)    | 11 (55.%)   | 13 (65.%)   |
| IDUKKI             | 19                | 18 (94.7%)  | 17 (89.5%)   | 11 (57.9%)  | 16 (84.2%)  |
| WAYANAD            | 17                | 16 (94.1%)  | 16 (94.1%)   | 14 (82.4%)  | 15 (88.2%)  |
| Total              | 583               | 462 (79.2%) | 438 (75.1%)  | 342 (58.7%) | 355 (60.9%) |

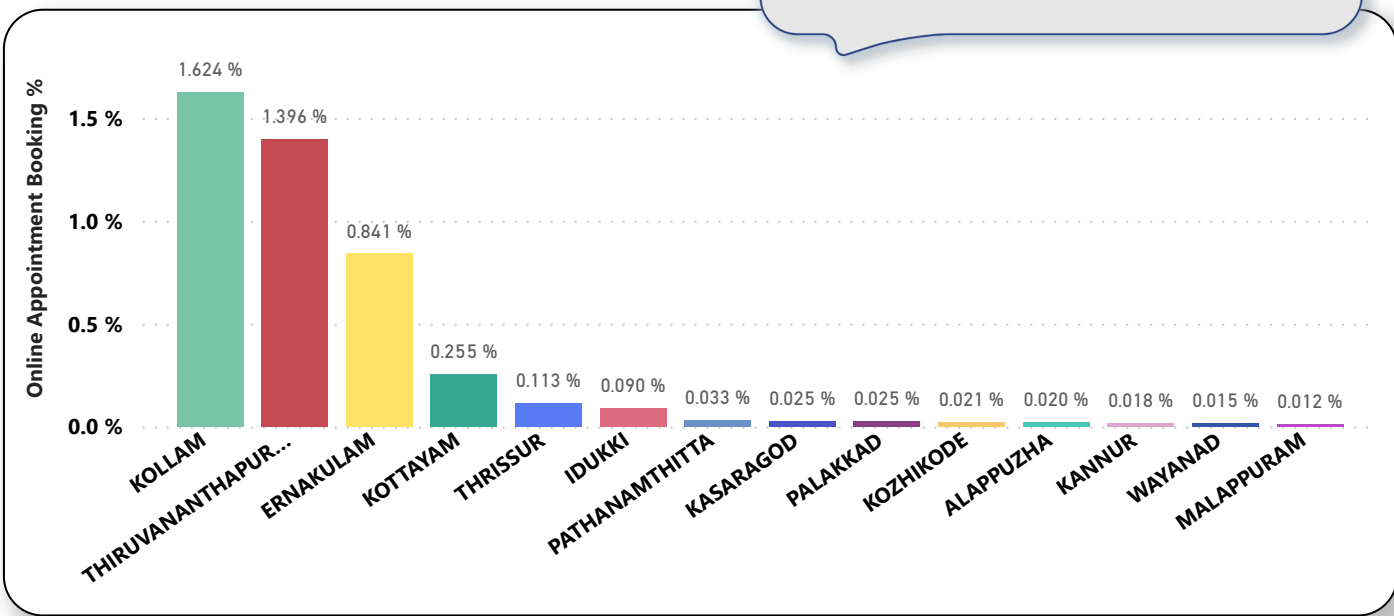


5. Percentage of Online Appointment Booking in Hospitals

District-wise count of online appointments taken during the month of March '23. Kollam district remains at position 2 in the usage of Online appointments.

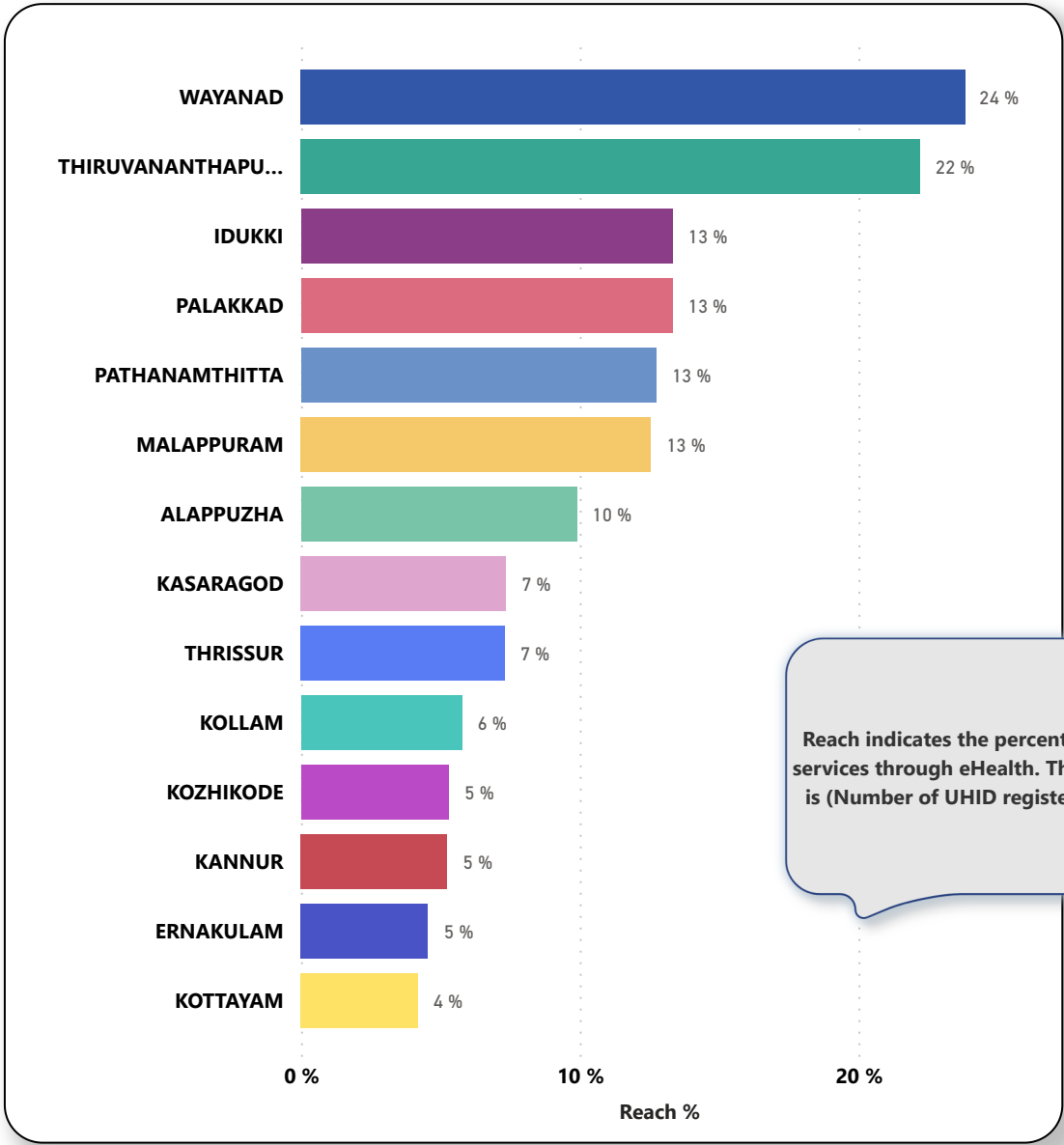


District-wise percentage of online appointment booking up on OP visits for the month of March '23. Calculation is performed as (Online Visits / OP Visits) \* 100 %.





6. eHealth Performance - Reach





7. Public Health Survey Status

