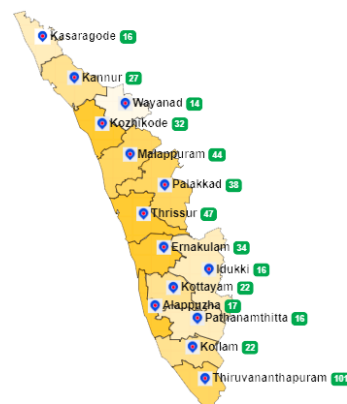


## 1. eHealth Kerala - Vital Statistics

Live Institutions	22
Medical College Hospitals	0
PHCs/FHCs	17
CHCs	0
DHs/GHs	2
PH Labs	0
Other(Inc UPHCs,Taluk Hospitals)	3



## 2. Highlights



- eHealth rolled out in 1 new institution in Kasaragode district in the month of March '23.
- Reception module started at 18 out of 19 PHCs/ FHCs/UPHCs.
- The district is at position 11(1 position up) with a rank of 7 in overall performance ranking of districts based on PHCs/FHCs/UPHCs.
- -The district is at position 13(up by 1 position) in OP consultation with the value of nearly 63.93%
- The district is at position 7 in house survey completion(2.28%) and at position 4 in member survey completion(0.16%).



- District remains at :
  - position 14 in UHID Visits 16.38% .
  - position 12 in Pharmacy Usage 49.38% (up by 14%).
- The district stands at position13 in Online appointments
- The district remains at 8th position in reach rank which indicates UHID registration proportionate to the population.

3. eHealth - District Ranking Matrix Based on Performance of PHCs/FHCs/UPHCs

The ranking matrix showcase the district performance in providing eHealth services through PHCs/FHCs/UPHCs based on six different parameters. These parameters include whether the reception module is started or not, UHID Visits, Doctor Consultation, Pharmacy Usage, Lab Usage and number of Live Institutions. Based on the ranking, the districts are classified into three broad categories, the best performing districts, the average performing districts and the low performing districts.

The best performing districts should strive to continue to remain in the same position, whereas the average performing as well as the low performing districts should strive to reach to the 'top four' league.

The ranking matrix for the month of March '23 is given below:

District	Rank
WAYANAD	1
PALAKKAD	2
IDUKKI	3
PATHANAMTHITTA	3
THIRUVANANTHAPURAM	3
KOLLAM	4
THRISSUR	4
ALAPPUZHA	5
KOTTAYAM	6
KOZHIKODE	6
KASARAGOD	7
KANNUR	8
MALAPPURAM	9
ERNAKULAM	10

- Best performing
- Average performing
- Low performing

3. eHealth - Institution Level Ranking of PHCs/FHCs/UPHCs

Hospital	Rank
Family Health Centre Mulleriya	1
Family Health Centre Valiyaparamaba	1
Urban Primary Health Centre Nileshwaram	1
Family Health Centre Udumbanthala	2
Family Health Centre Ajanur	3
Family Health Centre Ennappara	4
Family Health Centre Pallikere	4
Family Health Centre Anandashram	5
Family Health Centre Narkilakkad	6
Family Health Centre Belloor	7
Family Health Centre Kayyur	7
Family Health Centre Mogralputhur	7
Family Health Centre Panathur	7
Family Health Centre Kumbadaje	8
Family Health Centre Chattanchal	9
Family Health Centre Karindalam	9
Family Health Centre Perla	9
Family Health Centre Udma	9
Urban Primary Health Centre Pullikunnu	10

3.1 eHealth Performance - Reception Module

Reception Module is considered to be functional in a PHC/FHC/UPHC only if the number of total visits for the month is of minimum 500.

Reception module started in 18 out of 19 PHCs/FHCs/UPHCs

District	PHC/FHC/UPHC Count	PHC/FHC/UPHC with Reception	% of PHC/FHC/UPHC with Reception
WAYANAD	15	15	100.00 %
KASARAGOD	19	18	95.00 %
IDUKKI	17	16	94.00 %
PATHANAMTHITTA	18	17	94.00 %
THIRUVANANTHAPURAM	69	65	94.00 %
MALAPPURAM	49	43	88.00 %
PALAKKAD	43	37	86.00 %
THRISSUR	63	52	83.00 %
KOTTAYAM	26	20	77.00 %
KOLLAM	29	22	76.00 %
KANNUR	36	25	69.00 %
ERNAKULAM	40	27	68.00 %
KOZHIKODE	43	28	65.00 %
ALAPPUZHA	26	16	62.00 %

Institutions where the reception module is either not started or not using

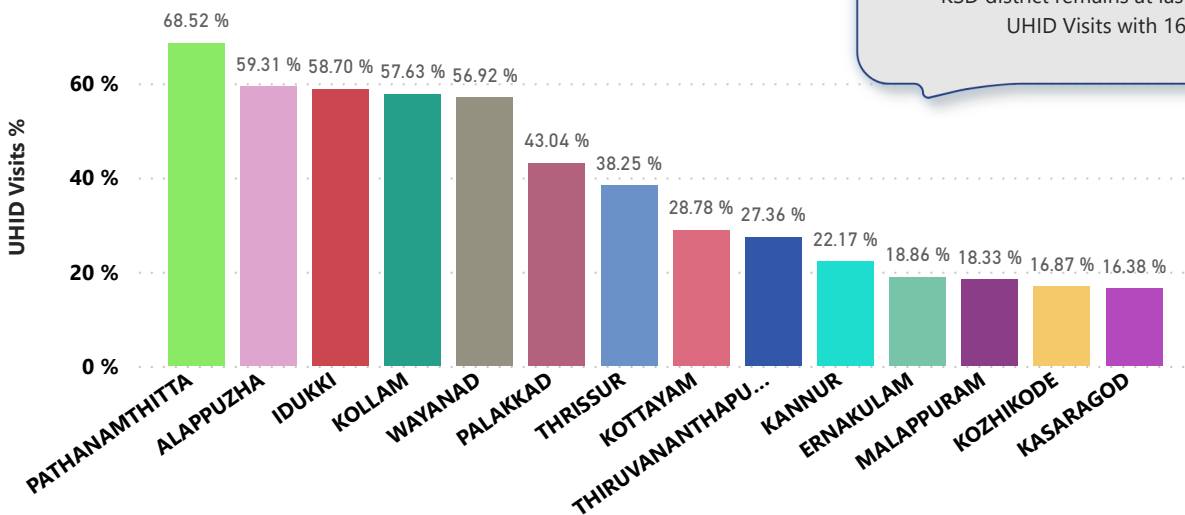
Hospital Name

Urban Primary Health Centre Pullikunnu



3.2 e-Health Performance - UHID Visits

UHID Visit % is calculated as (UHID Visits / Total Visit ) \*100



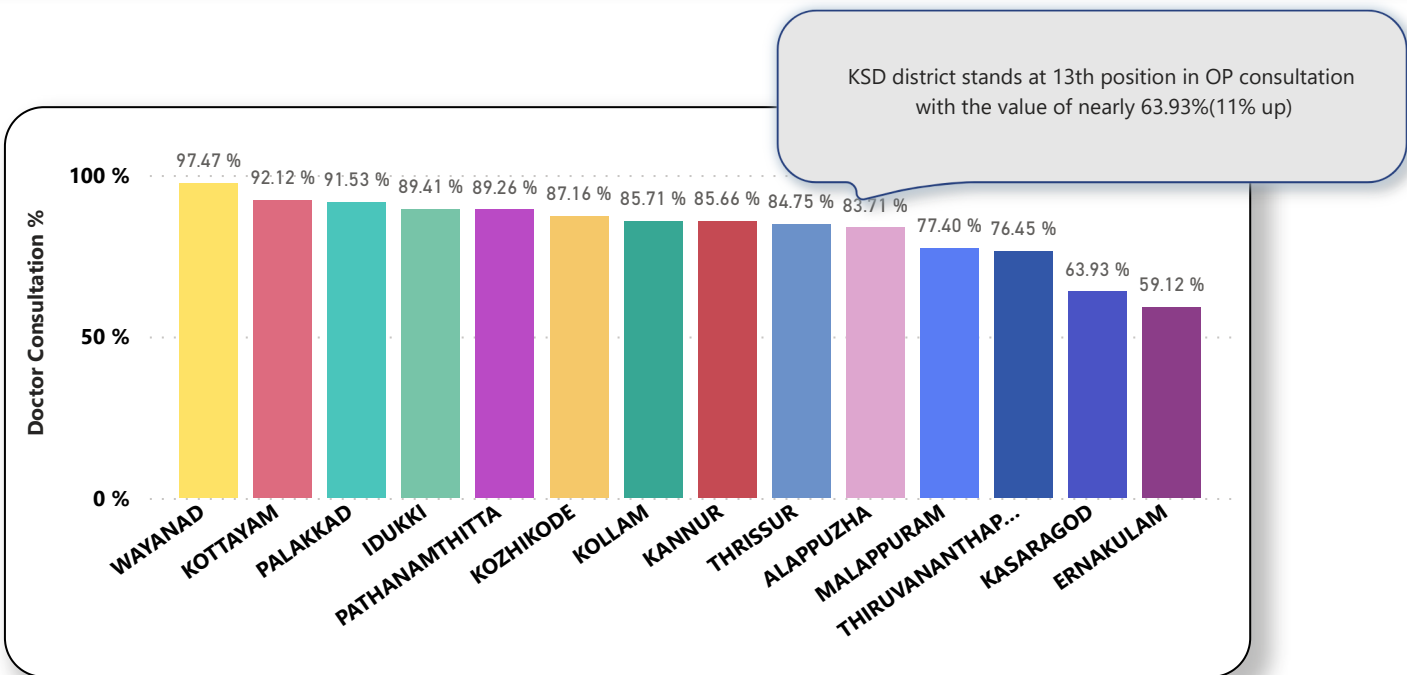
PHCs/FHCs/UPHCs based on UHID Visits

Institutions with atleast 100 UHID visits are listed here.

Hospital	UHID Visit %
Family Health Centre Ennappara	58.00 %
Family Health Centre Valiyaparamaba	41.00 %
Family Health Centre Narkilakkad	39.00 %
Family Health Centre Ajanur	27.00 %
Family Health Centre Kayyur	27.00 %
Urban Primary Health Centre Nileshwaram	27.00 %
Family Health Centre Mulleriya	22.00 %
Family Health Centre Udumbanthala	21.00 %
Family Health Centre Mogralputhur	11.00 %
Family Health Centre Panathur	11.00 %
Family Health Centre Karindalam	9.00 %

Hospital	UHID Visit %
Family Health Centre Pallikere	4.00 %
Family Health Centre Chattanchal	6.00 %
Family Health Centre Udma	8.00 %
Family Health Centre Karindalam	9.00 %
Family Health Centre Kumbadaje	9.00 %
Family Health Centre Mogralputhur	11.00 %
Family Health Centre Panathur	11.00 %
Family Health Centre Udumbanthala	21.00 %
Family Health Centre Mulleriya	22.00 %
Family Health Centre Ajanur	27.00 %
Family Health Centre Kayyur	27.00 %

3.3 e-Health Performance - Doctor Consultation



Doctor Consultation Percentage in PHCs/FHCs/UPHCs

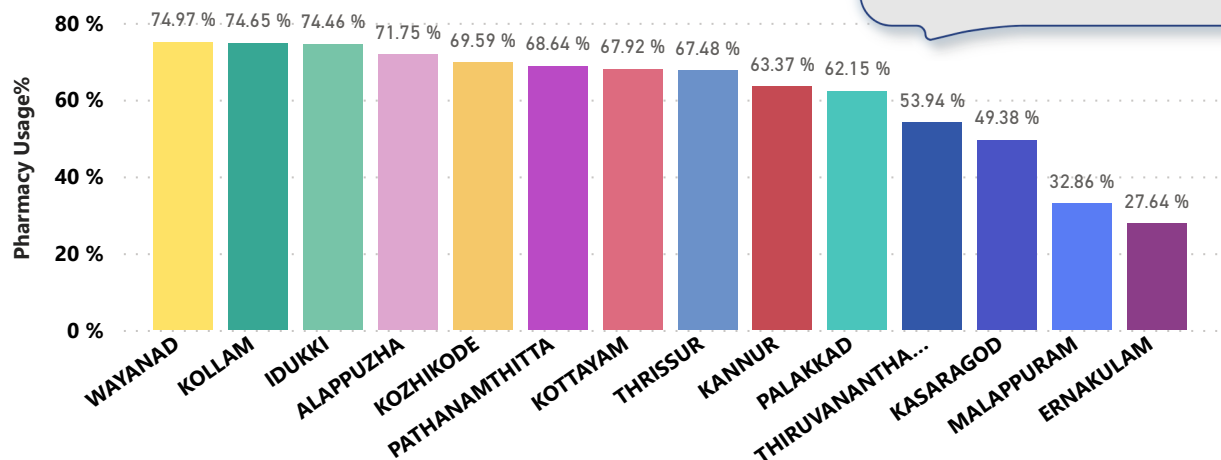
Hospital	Doctor Consultation %
Urban Primary Health Centre Nileschwaram	94.58 %
Family Health Centre Ajanur	94.42 %
Family Health Centre Mulleriya	91.62 %
Family Health Centre Valiyaparamaba	86.11 %
Family Health Centre Udumbanthala	84.59 %
Family Health Centre Pallikere	78.86 %
Family Health Centre Ennappara	74.77 %
Family Health Centre Mogralputhur	74.51 %
Family Health Centre Narkilakkad	63.26 %
Family Health Centre Kayyur	57.83 %
Family Health Centre Kumbadaje	54.97 %
Family Health Centre Panathur	54.85 %
Family Health Centre Chattanchal	49.98 %
Family Health Centre Udma	42.05 %

Hospital	Doctor Consultation %
Family Health Centre Karindalam	34.86 %
Family Health Centre Udma	42.05 %
Family Health Centre Chattanchal	49.98 %
Family Health Centre Panathur	54.85 %
Family Health Centre Kumbadaje	54.97 %
Family Health Centre Kayyur	57.83 %
Family Health Centre Narkilakkad	63.26 %
Family Health Centre Mogralputhur	74.51 %
Family Health Centre Ennappara	74.77 %
Family Health Centre Pallikere	78.86 %
Family Health Centre Udumbanthala	84.59 %
Family Health Centre Valiyaparamaba	86.11 %
Family Health Centre Mulleriya	91.62 %
Family Health Centre Ajanur	94.42 %

3.4 e-Health Performance - Pharmacy Usage in PHCs/FHCs/UPHCs

Pharmacy usage is calculated as (Pharmacy Prescription Count / Total Visits ) \*100

The KSD district stands at position 12 in Pharmacy Usage with 49.38%(14% up).



Pharmacy Usage in PHCs/FHCs/UPHCs

Hospital	Pharmacy Usage %
Family Health Centre Ajanur	85.00 %
Urban Primary Health Centre Nileschwaram	84.00 %
Family Health Centre Udumbanthala	75.00 %
Family Health Centre Mulleriya	73.00 %
Family Health Centre Valiyaparamaba	71.00 %
Family Health Centre Pallikere	70.00 %
Family Health Centre Mogralputhur	67.00 %
Family Health Centre Ennappara	59.00 %
Family Health Centre Narkilakkad	53.00 %
Family Health Centre Kayyur	46.00 %
Family Health Centre Panathur	40.00 %
Family Health Centre Chattanchal	39.00 %
Family Health Centre Udma	25.00 %

Hospital	Pharmacy Usage %
Family Health Centre Karindalam	19.00 %
Family Health Centre Kumbadaje	20.00 %
Family Health Centre Udma	25.00 %
Family Health Centre Chattanchal	39.00 %
Family Health Centre Panathur	40.00 %
Family Health Centre Kayyur	46.00 %
Family Health Centre Narkilakkad	53.00 %
Family Health Centre Ennappara	59.00 %
Family Health Centre Mogralputhur	67.00 %
Family Health Centre Pallikere	70.00 %
Family Health Centre Valiyaparamaba	71.00 %
Family Health Centre Mulleriya	73.00 %
Family Health Centre Udumbanthala	75.00 %
Urban Primary Health Centre	84.00 %

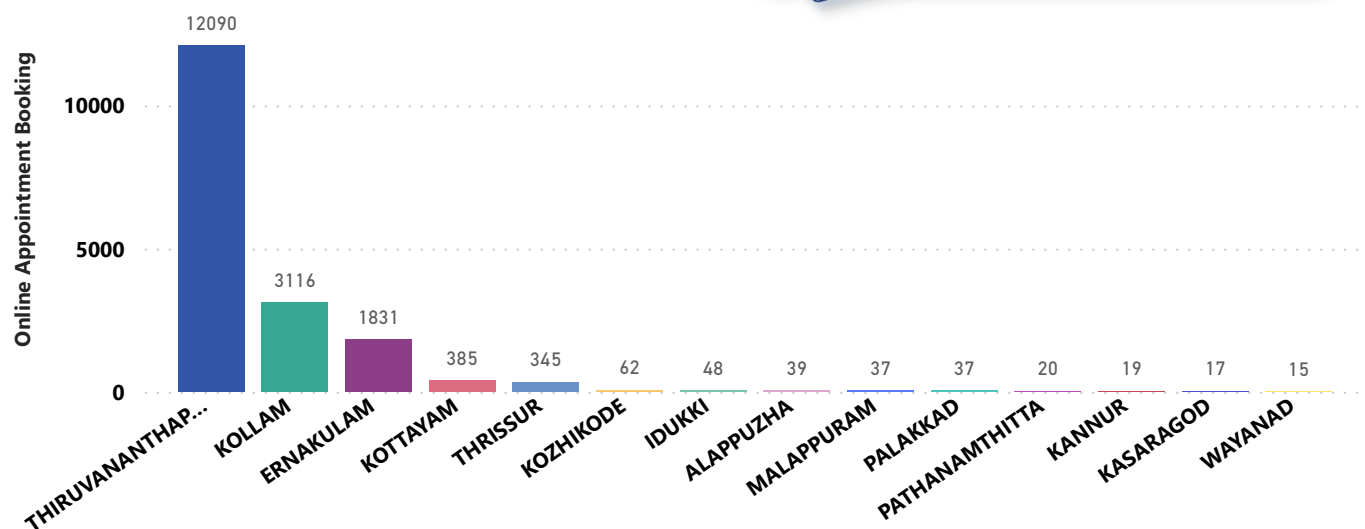
4. Status of Modules started in Hospitals

District wise status of live institutions and the count of various modules [Reception, OP Consultation, Lab, Pharmacy] started.

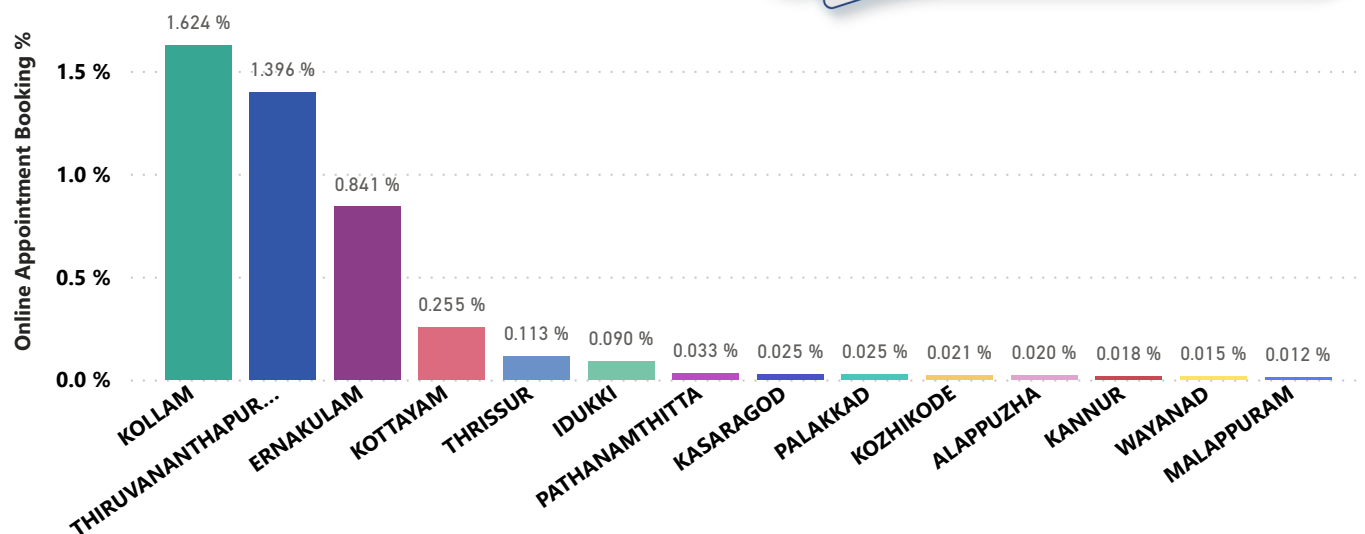
District Name	Live Institutions	Reception	Consultation	Lab	Pharmacy
THIRUVANANTHAPURAM	106	97 (91.5%)	90 (84.9%)	79 (74.5%)	71 (67.%)
THRISSUR	70	55 (78.6%)	52 (74.3%)	46 (65.7%)	48 (68.6%)
KOZHIKODE	55	36 (65.5%)	35 (63.6%)	29 (52.7%)	30 (54.5%)
MALAPPURAM	53	45 (84.9%)	44 (83.%)	19 (35.8%)	22 (41.5%)
PALAKKAD	45	39 (86.7%)	37 (82.2%)	31 (68.9%)	26 (57.8%)
ERNAKULAM	44	29 (65.9%)	25 (56.8%)	13 (29.5%)	15 (34.1%)
KANNUR	39	26 (66.7%)	25 (64.1%)	21 (53.8%)	22 (56.4%)
KOTTAYAM	32	21 (65.6%)	21 (65.6%)	14 (43.8%)	19 (59.4%)
KOLLAM	31	24 (77.4%)	24 (77.4%)	23 (74.2%)	23 (74.2%)
ALAPPUZHA	30	20 (66.7%)	19 (63.3%)	19 (63.3%)	18 (60.%)
KASARAGOD	22	18 (81.8%)	17 (77.3%)	12 (54.5%)	17 (77.3%)
PATHANAMTHITTA	20	18 (90.%)	16 (80.%)	11 (55.%)	13 (65.%)
IDUKKI	19	18 (94.7%)	17 (89.5%)	11 (57.9%)	16 (84.2%)
WAYANAD	17	16 (94.1%)	16 (94.1%)	14 (82.4%)	15 (88.2%)
Total	583	462 (79.2%)	438 (75.1%)	342 (58.7%)	355 (60.9%)

## 5. Percentage of Online Appointment Booking in Hospitals

District-wise count of Online appointments taken during the month of March '23. KSD district stands at 13th position in Online appointments.

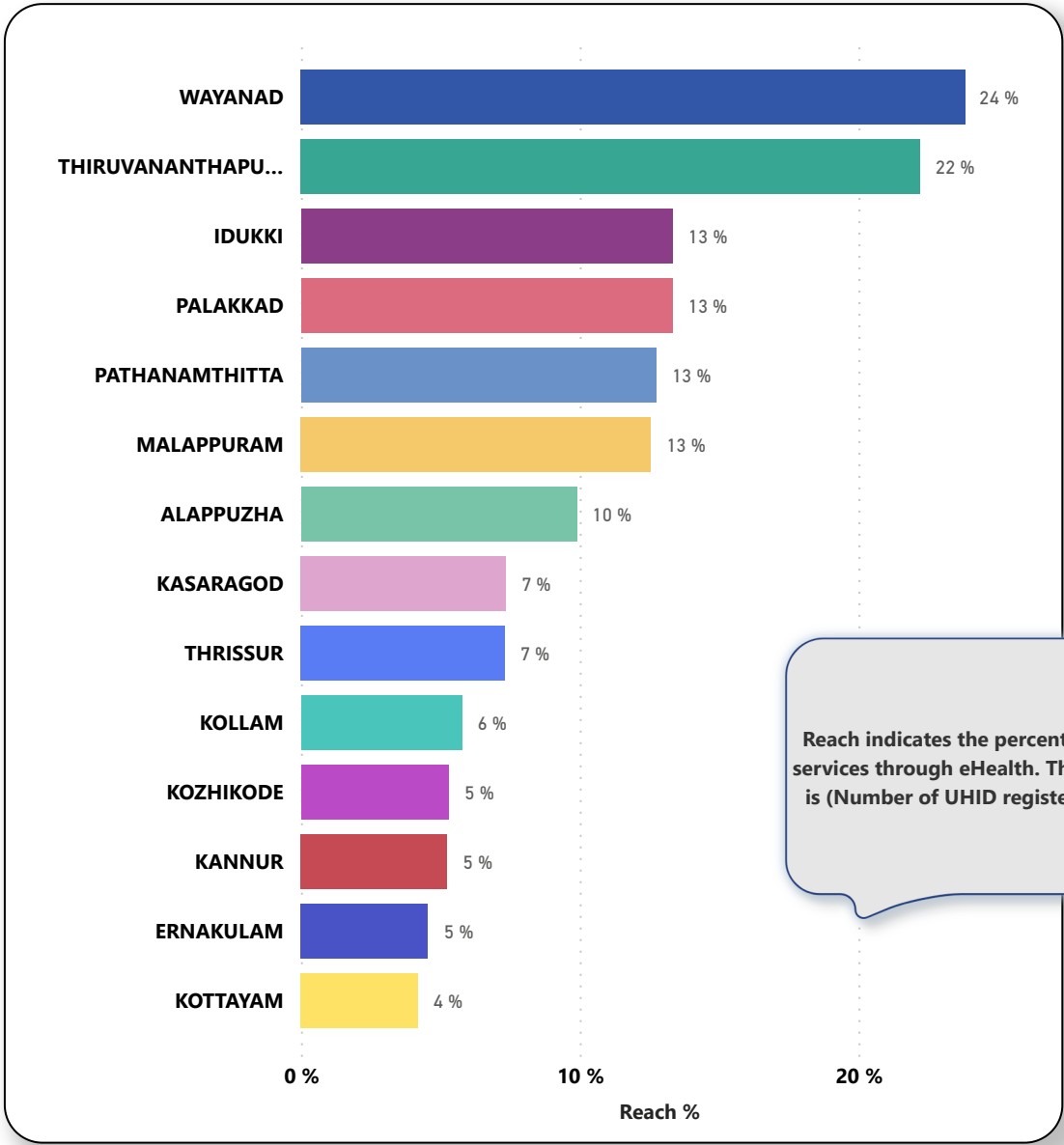


District-wise percentage of online appointment booking up on OP visits for the month of March '23. Calculation is performed as (Online Visits / OP Visits) \* 100 %.





6. eHealth Performance - Reach



7. Public Health Survey Status

