

1. eHealth Kerala - Vital Statistics

Live Institutions	32
Medical College Hospitals	1
PHCs/FHCs	25
CHCs	1
DHs/GHs	3
PH Labs	0
Other(Inc UPHCs,Taluk Hospitals)	2



2. Highlights



- eHealth rolled out in 6 new institutions during the month of March'23 in Kottayam district.
- The reception module is functional in 20 of the 26 PHCs/FHCs/UPHCs of the Kottayam district.
- Kottayam district remains at position 2 in OP consultation with 92%.
- The district remains at position 4 in online appointment booking.
- The Kottayam district remains at position 7 in Pharmacy Usage with 68%.



- The Kottayam district is at rank 6(down by 2) in the overall performance ranking of districts based on PHCs/FHCs/UPHCs.
- The district is at position 8 in UHID Visits with 28%.
- The district remains at 14th position in reach rank which indicates UHID registration proportionate to the population.
- The district is at position 12 in the house survey completion (0.28%) and at position 13 in member survey completion (0.01%).

3. eHealth - District Ranking Matrix Based on Performance of PHCs/FHCs/UPHCs

The ranking matrix showcase the district performance in providing eHealth services through PHCs/FHCs/UPHCs based on six different parameters. These parameters include whether the reception module is started or not, UHID Visits, Doctor Consultation, Pharmacy Usage, Lab Usage and number of Live Institutions. Based on the ranking, the districts are classified into three broad categories, the best performing districts, the average performing districts and the low performing districts.

The best performing districts should strive to continue to remain in the same position, whereas the average performing as well as the low performing districts should strive to reach to the 'top four' league.

The ranking matrix for the month of March '23 is given below:

District	Rank
WAYANAD	1
PALAKKAD	2
IDUKKI	3
PATHANAMTHITTA	3
THIRUVANANTHAPURAM	3
KOLLAM	4
THRISSUR	4
ALAPPUZHA	5
KOTTAYAM	6
KOZHIKODE	6
KASARAGOD	7
KANNUR	8
MALAPPURAM	9
ERNAKULAM	10

- Best performing
- Average performing
- Low performing

3. eHealth - Institution Level Ranking of PHCs/FHCs/UPHCs

Hospital	Rank
Family Health Centre Moonnilavu	1
Family Health Centre Brahmamangalam	2
Family Health Centre Panachikkadu	2
Family Health Centre Udayanapuram	2
Family Health Centre Manarcad	3
Family Health Centre Paippad	3
Family Health Centre Kuruppanthara	4
Family Health Centre Vazhoor	4
Family Health Centre Veliyannoor	4
Family Health Centre Maravanthuruthu	5
Family Health Centre Kallara	6
Urban Primary Health Centre Perunna	6
Family Health Centre Madappally	7
Family Health Centre Mutholy	7
Family Health Centre Parampuzha	7
Family Health Centre Velloor	7
Family Health Centre Erattupetta	8
Family Health Centre Marangattupally	8
Family Health Centre Nattakom	9
Family Health Centre Meenachil	10
Community Health Centre Mundakayam	11
Family Health Centre Vellavoor	11

3.1 eHealth Performance - Reception Module

Reception Module is considered to be functional in a PHC/FHC/UPHC only if the number of total visits for the month is of minimum 500.

Reception module started in 20 of the 26 PHCs/FHCs/UPHCs

District	PHC/FHC/UPHC Count	PHC/FHC/UPHC with Reception	% of PHC/FHC/UPHC with Reception
WAYANAD	15	15	100.00 %
KASARAGOD	19	18	95.00 %
IDUKKI	17	16	94.00 %
PATHANAMTHITTA	18	17	94.00 %
THIRUVANANTHAPURAM	69	65	94.00 %
MALAPPURAM	49	43	88.00 %
PALAKKAD	43	37	86.00 %
THRISSUR	63	52	83.00 %
KOTTAYAM	26	20	77.00 %
KOLLAM	29	22	76.00 %
KANNUR	36	25	69.00 %
ERNAKULAM	40	27	68.00 %
KOZHIKODE	43	28	65.00 %
ALAPPUZHA	26	16	62.00 %

Institutions where the reception module is either not started or not using

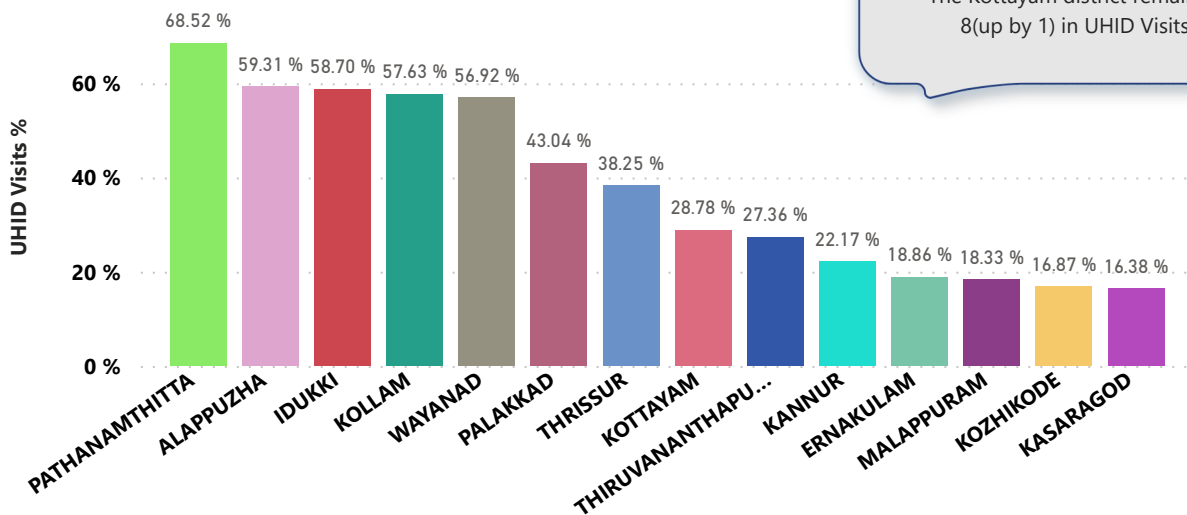
Hospital Name

Community Health Centre Mundakayam

Family Health Centre Kaduthuruthy

3.2 e-Health Performance - UHID Visits

UHID Visit % is calculated as (UHID Visits / Total Visit) *100

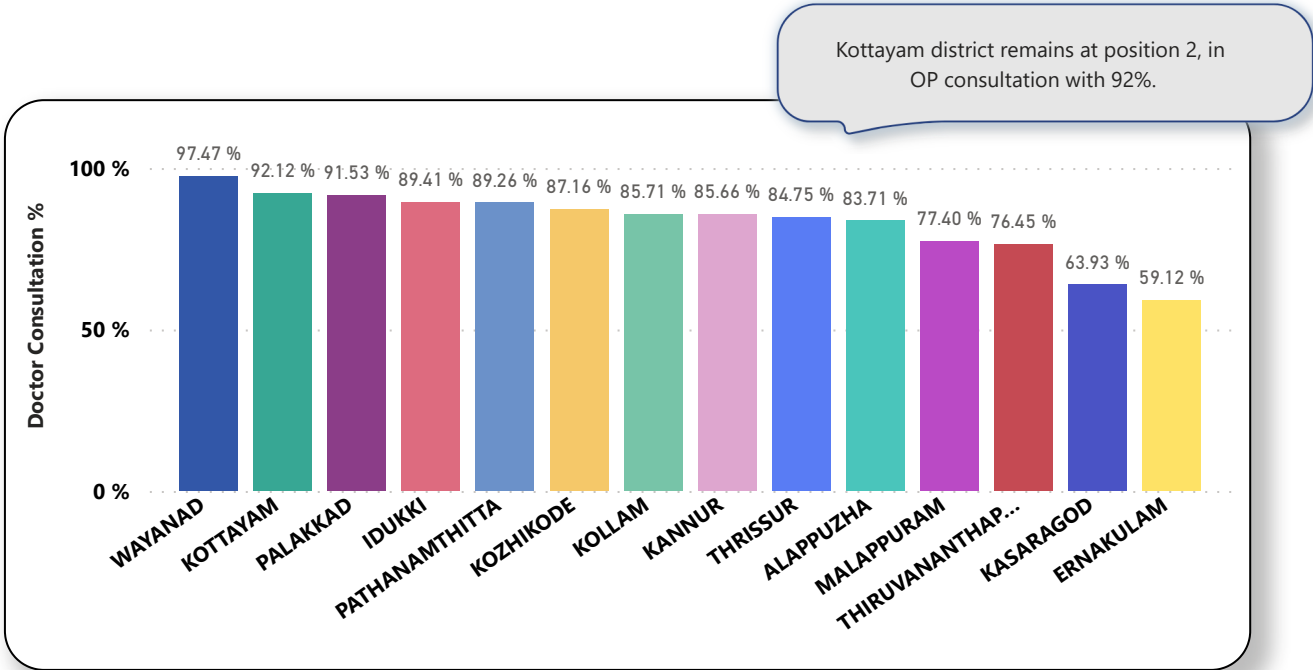


PHCs/FHCs/UPHCs based on UHID Visits

Hospital	UHID Visit %
Family Health Centre Udayanapuram	66.00 %
Family Health Centre Moonnilavu	61.00 %
Family Health Centre Kuruppanthara	58.00 %
Family Health Centre Brahmamangalam	57.00 %
Family Health Centre Veliyannoor	41.00 %
Family Health Centre Paippad	40.00 %
Family Health Centre Vazhoor	40.00 %
Family Health Centre Kallara	34.00 %
Family Health Centre Mutholy	33.00 %
Family Health Centre Panachikkadu	33.00 %
Family Health Centre Maravanthuruthu	29.00 %
Family Health Centre Madappally	28.00 %
Family Health Centre Erattupetta	16.00 %
Urban Primary Health Centre Perunna	16.00 %
Family Health Centre Marangattupally	12.00 %
Family Health Centre Parampuzha	12.00 %

Institutions with atleast 100 UHID visits are listed here.

3.3 e-Health Performance - Doctor Consultation



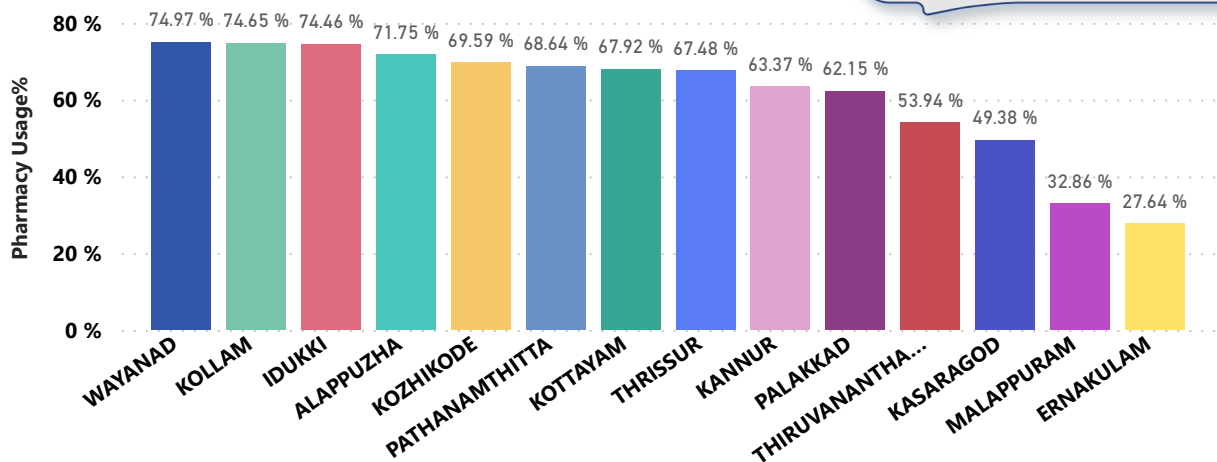
Doctor Consultation Percentage in PHCs/FHCs/UPHCs

Hospital	Doctor Consultation %
Family Health Centre Maravanthuruthu	99.30 %
Family Health Centre Brahmamangalam	99.19 %
Urban Primary Health Centre Perunna	98.67 %
Family Health Centre Panachikkadu	98.61 %
Family Health Centre Udayanapuram	98.34 %
Family Health Centre Madappally	97.35 %
Family Health Centre Veliyannoor	96.82 %
Family Health Centre Moonnilavu	95.73 %
Family Health Centre Paippad	94.97 %
Family Health Centre Kuruppanthara	94.85 %
Family Health Centre Erattupetta	93.67 %
Family Health Centre Parampuzha	92.54 %
Family Health Centre Marangattupally	92.47 %
Family Health Centre Velloor	91.20 %
Family Health Centre Manarcad	90.82 %

3.4 e-Health Performance - Pharmacy Usage in PHCs/FHCs/UPHCs

Pharmacy usage is calculated as (Pharmacy Prescription Count / Total Visits) *100

The Kottayam district remains at position 7 in Pharmacy Usage with 68%.



Pharmacy Usage in PHCs/FHCs/UPHCs

Hospital	Pharmacy Usage %
Family Health Centre Brahmamangalam	104.00 %
Family Health Centre Erattupetta	35.00 %
Family Health Centre Kallara	68.00 %
Family Health Centre Kuruppanthara	87.00 %
Family Health Centre Madappally	50.00 %
Family Health Centre Manarcad	99.00 %
Family Health Centre Marangattupally	0.00 %
Family Health Centre Maravanthuruthu	82.00 %
Family Health Centre Meenachil	11.00 %
Family Health Centre Moonnilavu	95.00 %
Family Health Centre Mutholy	68.00 %
Family Health Centre Nattakom	38.00 %
Family Health Centre Paippad	88.00 %
Family Health Centre Panachikkadu	91.00 %
Family Health Centre Parampuzha	64.00 %
Family Health Centre Udayanapuram	96.00 %
Family Health Centre Vazhoor	67.00 %

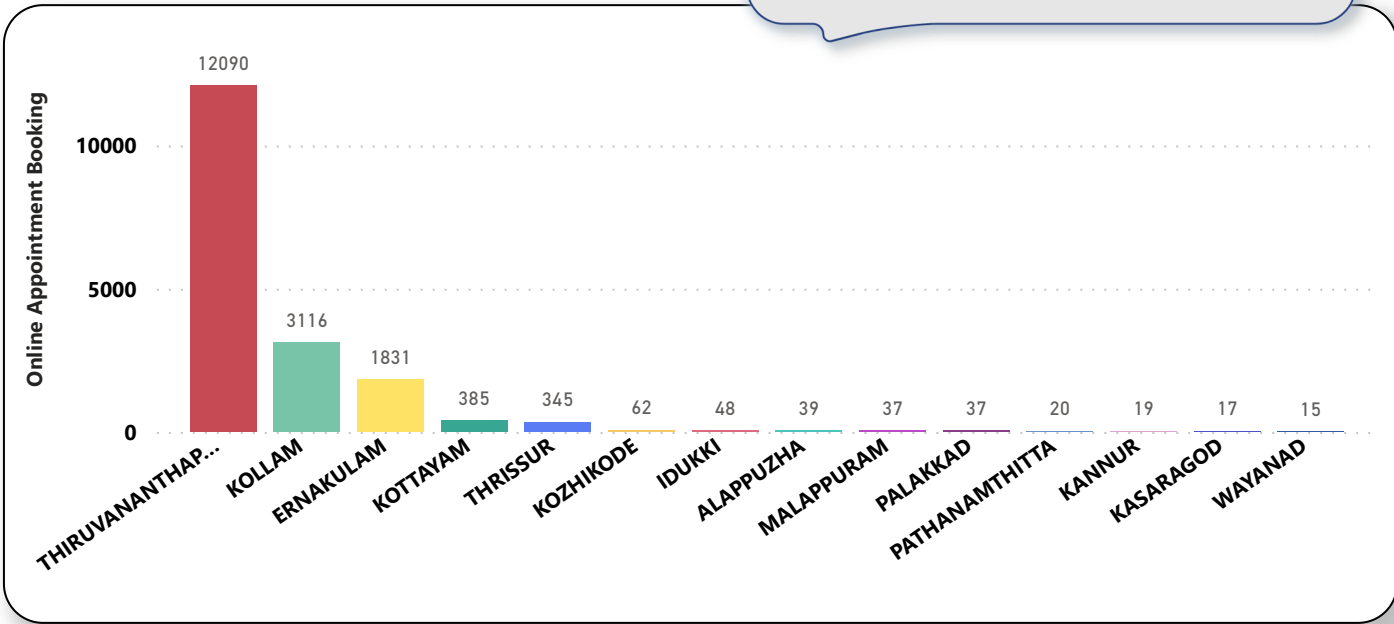
4. Status of Modules started in Hospitals

District wise status of live institutions and the count of various modules [Reception, OP Consultation, Lab, Pharmacy] started.

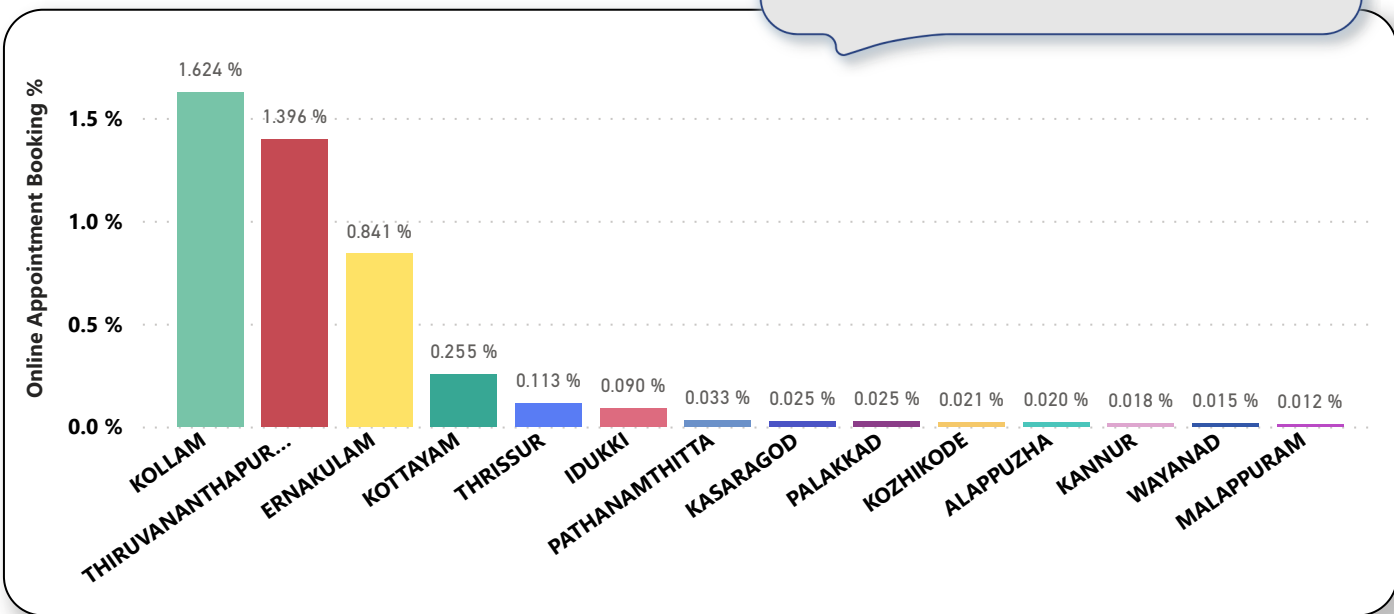
District Name	Live Institutions	Reception	Consultation	Lab	Pharmacy
THIRUVANANTHAPURAM	106	97 (91.5%)	90 (84.9%)	79 (74.5%)	71 (67.%)
THRISSUR	70	55 (78.6%)	52 (74.3%)	46 (65.7%)	48 (68.6%)
KOZHIKODE	55	36 (65.5%)	35 (63.6%)	29 (52.7%)	30 (54.5%)
MALAPPURAM	53	45 (84.9%)	44 (83.%)	19 (35.8%)	22 (41.5%)
PALAKKAD	45	39 (86.7%)	37 (82.2%)	31 (68.9%)	26 (57.8%)
ERNAKULAM	44	29 (65.9%)	25 (56.8%)	13 (29.5%)	15 (34.1%)
KANNUR	39	26 (66.7%)	25 (64.1%)	21 (53.8%)	22 (56.4%)
KOTTAYAM	32	21 (65.6%)	21 (65.6%)	14 (43.8%)	19 (59.4%)
KOLLAM	31	24 (77.4%)	24 (77.4%)	23 (74.2%)	23 (74.2%)
ALAPPUZHA	30	20 (66.7%)	19 (63.3%)	19 (63.3%)	18 (60.%)
KASARAGOD	22	18 (81.8%)	17 (77.3%)	12 (54.5%)	17 (77.3%)
PATHANAMTHITTA	20	18 (90.%)	16 (80.%)	11 (55.%)	13 (65.%)
IDUKKI	19	18 (94.7%)	17 (89.5%)	11 (57.9%)	16 (84.2%)
WAYANAD	17	16 (94.1%)	16 (94.1%)	14 (82.4%)	15 (88.2%)
Total	583	462 (79.2%)	438 (75.1%)	342 (58.7%)	355 (60.9%)

5. Percentage of Online Appointment Booking in Hospitals

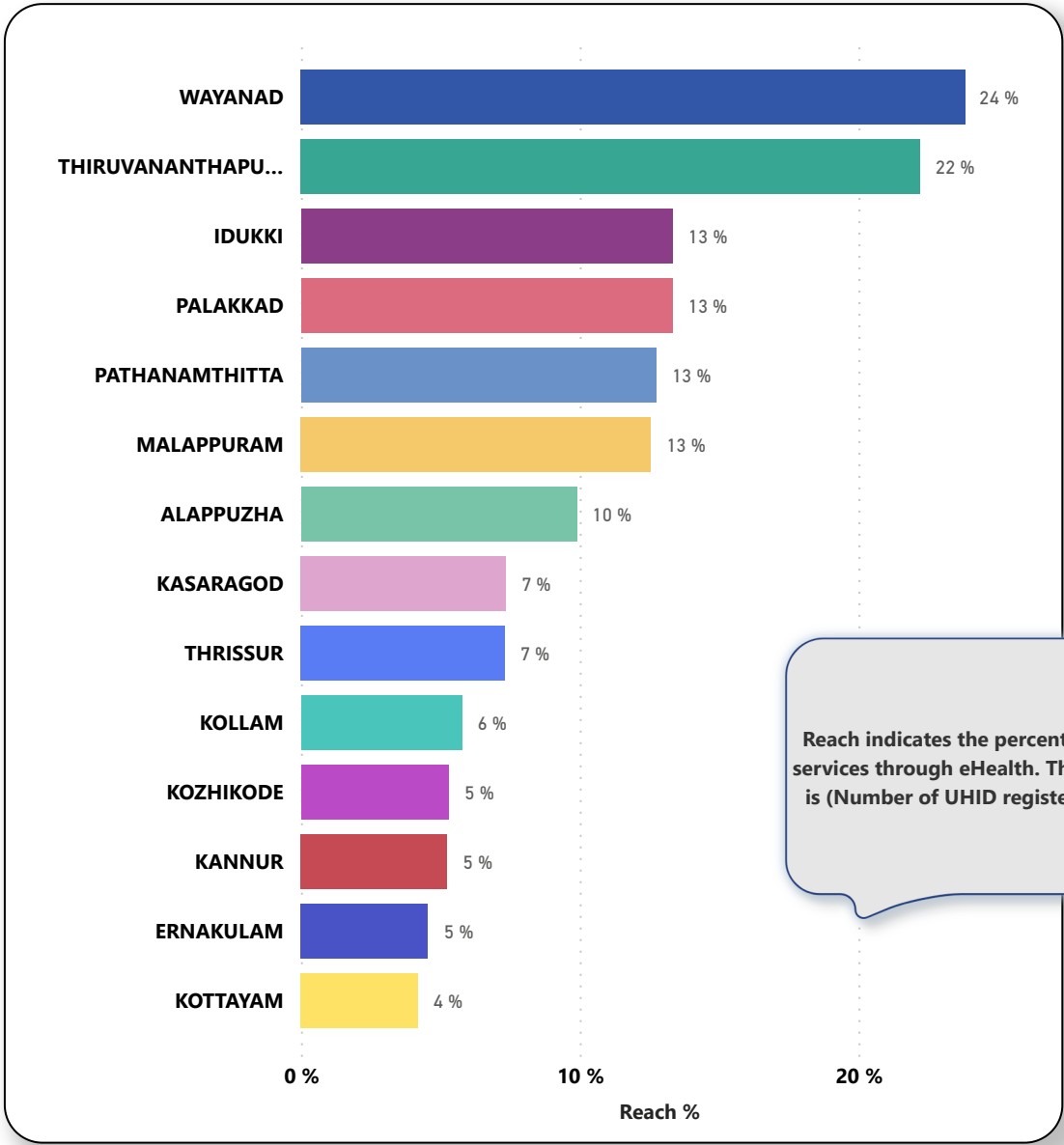
District-wise count of online appointments taken during the month of March '23. Kottayam district remains at position 4 in the number of online appointments.



District-wise percentage of online appointment booking up on OP visits for the month of March '23. Calculation is performed as (Online Visits / OP Visits) * 100 %.



6. eHealth Performance - Reach



7. Public Health Survey Status

