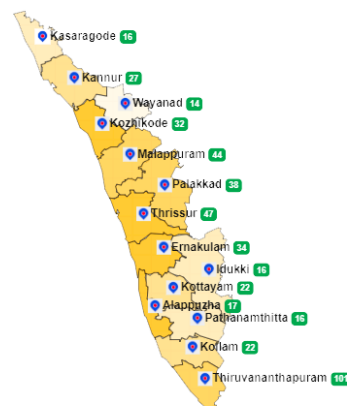


## 1. eHealth Kerala - Vital Statistics

Live Institutions	53
Medical College Hospitals	1
PHCs/FHCs	44
CHCs	0
DHs/GHs	0
PH Labs	1
Other(Inc UPHCs,Taluk Hospitals)	7



## 2. Highlights



- Reception Module started in 43 out of 49 PHCs/FHCs/UPHCs of the Malappuram district.
- The district is at position 11(1 position up) in OP consultation with 77.40%(1% up).
- The district is at position 6 in reach rank which indicates number of UHID registered among the entire population.
- The district is at position 13 (1 position up) in Pharmacy Usage with 32.86%.
- eHealth rolled out in 4 new institutions in Malappuram district in the month of march'23.



- The district is at position 13 in overall performance ranking of districts with a rank of 9 based on PHCs/ FHCs/UPHCs.
- The district is at position 12 in UHID Visits with the value of nearly 18%.
- Malappuram district is at position 9 in online appointment bookings.
- The district is at position 13 in house survey completion(.05%) and at position 11 in member survey completion(0.02%).

3. eHealth - District Ranking Matrix Based on Performance of PHCs/FHCs/UPHCs

The ranking matrix showcase the district performance in providing eHealth services through PHCs/FHCs/UPHCs based on six different parameters. These parameters include whether the reception module is started or not, UHID Visits, Doctor Consultation, Pharmacy Usage, Lab Usage and number of Live Institutions. Based on the ranking, the districts are classified into three broad categories, the best performing districts, the average performing districts and the low performing districts.

The best performing districts should strive to continue to remain in the same position, whereas the average performing as well as the low performing districts should strive to reach to the 'top four' league.

The ranking matrix for the month of March '23 is given below:

District	Rank
WAYANAD	1
PALAKKAD	2
IDUKKI	3
PATHANAMTHITTA	3
THIRUVANANTHAPURAM	3
KOLLAM	4
THRISSUR	4
ALAPPUZHA	5
KOTTAYAM	6
KOZHIKODE	6
KASARAGOD	7
KANNUR	8
MALAPPURAM	9
ERNAKULAM	10

- Best performing
- Average performing
- Low performing

## 3. eHealth - Institution Level Ranking of PHCs/FHCs/UPHCs

Hospital	Rank
Family Health Centre Chokkad	1
Family Health Centre Morayur	2
Family Health Centre Pulikkal	2
Family Health Centre Moorkkanad	3
Family Health Centre Vazhikkadavu	3
Family Health Centre A R Nagar	4
Family Health Centre Karulai	4
Family Health Centre Palappetty	4
Family Health Centre Parappanangadi	4
Family Health Centre Koottayi	5
Family Health Centre Thanalur	5
Urban Primary Health Centre Biyam	5
Family Health Centre Athanikkal	6
Family Health Centre Ponmala	6
Family Health Centre Thiruvalli	6
Urban Primary Health Centre Eravimangalam	6
Family Health Centre Elamkulam	7
Family Health Centre Ozhoor	7
Family Health Centre Thazhekode	7
Family Health Centre Chaliyar	8
Family Health Centre Chelembra	9
Family Health Centre Kaladi	9
Family Health Centre Kottakkal	9
Family Health Centre Kuzhimanna	9
Family Health Centre Nannambra	9

Hospital	Rank
Family Health Centre Chemmalassery	13
Family Health Centre Marakkara	12
Family Health Centre Pang	12
Family Health Centre Thirunavaya	12
Family Health Centre Triprangode	12
Family Health Centre Valavannur	12
Family Health Centre Moonniyoor	11
Family Health Centre Pandikkad	11
Family Health Centre Thalakkad	11
Family Health Centre Vazhakkad	11
Family Health Centre Alankode	10
Family Health Centre Edayur	10
Family Health Centre Thuvvur	10
Family Health Centre Vazhayoor	10
Urban Primary Health Centre Mangalassery Manjeri	10
Urban Primary Health Centre Vettekcode	10
Family Health Centre Chelembra	9
Family Health Centre Kaladi	9
Family Health Centre Kottakkal	9
Family Health Centre Kuzhimanna	9
Family Health Centre Nannambra	9
Family Health Centre Porur	9
Family Health Centre Vattamkulam	9
Urban Primary Health Centre Mummuly Nilambur	9

3.1 eHealth Performance - Reception Module

Reception Module is considered to be functional in a PHC/FHC/UPHC only if the number of total visits for the month is of minimum 500.

Reception module started in 43 out of 49 PHCs/FHCs/UPHCs

District	PHC/FHC/UPHC Count	PHC/FHC/UPHC with Reception	% of PHC/FHC/UPHC with Reception
WAYANAD	15	15	100.00 %
KASARAGOD	19	18	95.00 %
IDUKKI	17	16	94.00 %
PATHANAMTHITTA	18	17	94.00 %
THIRUVANANTHAPURAM	69	65	94.00 %
MALAPPURAM	49	43	88.00 %
PALAKKAD	43	37	86.00 %
THRISSUR	63	52	83.00 %
KOTTAYAM	26	20	77.00 %
KOLLAM	29	22	76.00 %
KANNUR	36	25	69.00 %
ERNAKULAM	40	27	68.00 %
KOZHIKODE	43	28	65.00 %
ALAPPUZHA	26	16	62.00 %

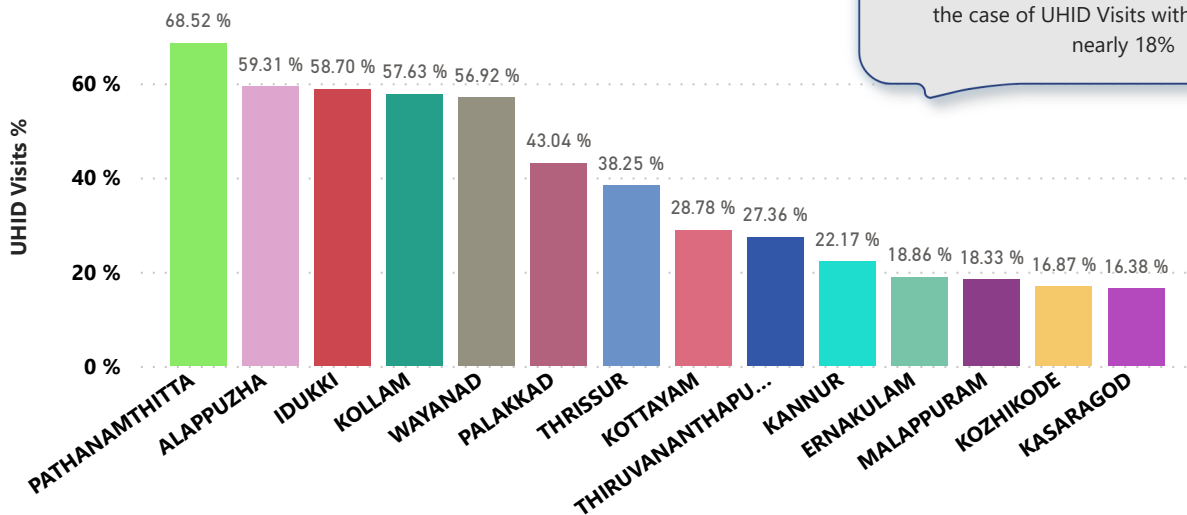
Institutions where the reception module is either not started or not using

Hospital Name
Family Health Centre Veliyancode
Family Health Centre Trippanachi
Family Health Centre Thrikkalangode
Family Health Centre Odakkayam
Family Health Centre Cherukavu
Family Health Centre Chemmalassery



3.2 e-Health Performance - UHID Visits

UHID Visit % is calculated as (UHID Visits / Total Visit ) \*100



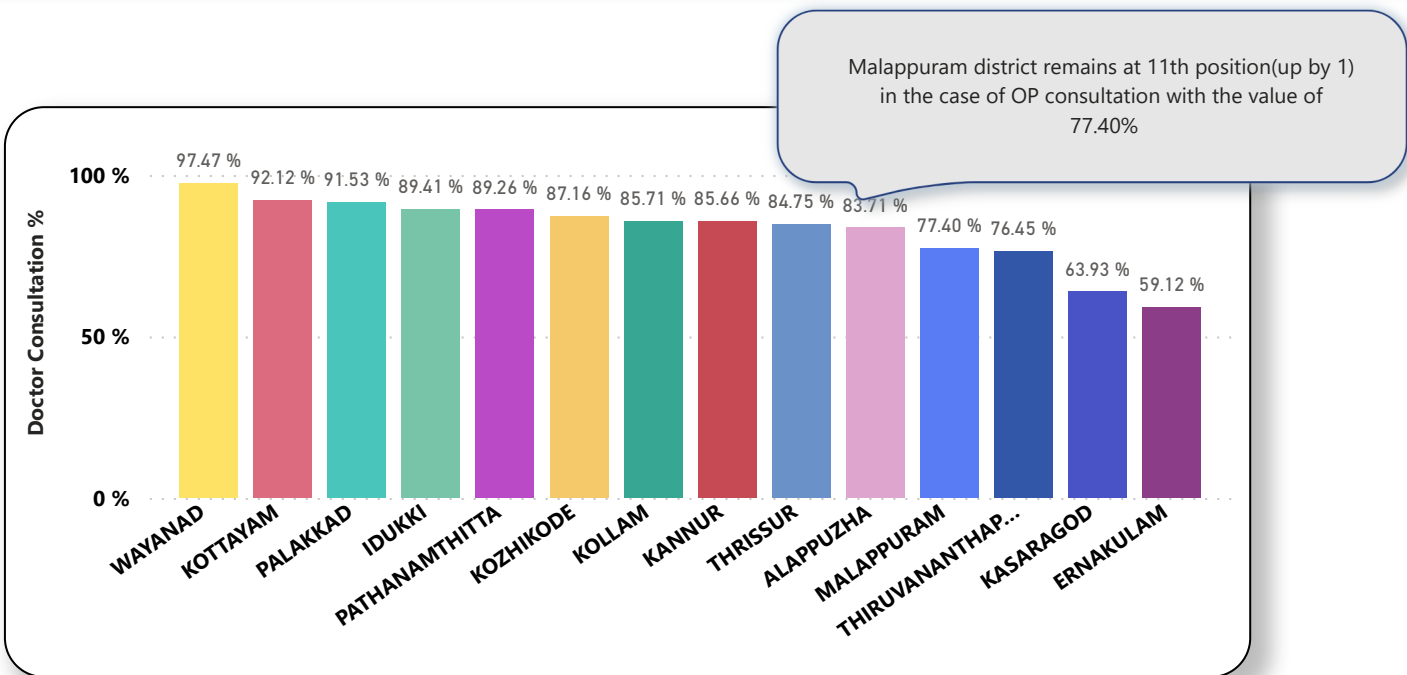
PHCs/FHCs/UPHCs based on UHID Visits

Institutions with atleast 100 UHID visits are listed here.

Hospital	UHID Visit %
Family Health Centre Pulikkal	75.00 %
Family Health Centre Chokkad	73.00 %
Family Health Centre Moorkkanad	69.00 %
Family Health Centre Chaliyar	59.00 %
Family Health Centre Morayur	59.00 %
Family Health Centre Porur	53.00 %
Family Health Centre Elamkulam	51.00 %
Family Health Centre A R Nagar	37.00 %
Family Health Centre Karulai	31.00 %
Family Health Centre Koottayi	28.00 %
Family Health Centre Vazhikkadavu	27.00 %

Hospital	UHID Visit %
Family Health Centre Alankode	2.00 %
Family Health Centre Pandikkad	4.00 %
Family Health Centre Marakkara	5.00 %
Family Health Centre Parappanangadi	5.00 %
Family Health Centre Chelembra	6.00 %
Family Health Centre Kottakkal	11.00 %
Family Health Centre Kuzhimanna	13.00 %
Family Health Centre Pang	14.00 %
Family Health Centre Ponnala	14.00 %
Family Health Centre Thanalur	17.00 %
Family Health Centre Thirunavaya	17.00 %

3.3 e-Health Performance - Doctor Consultation



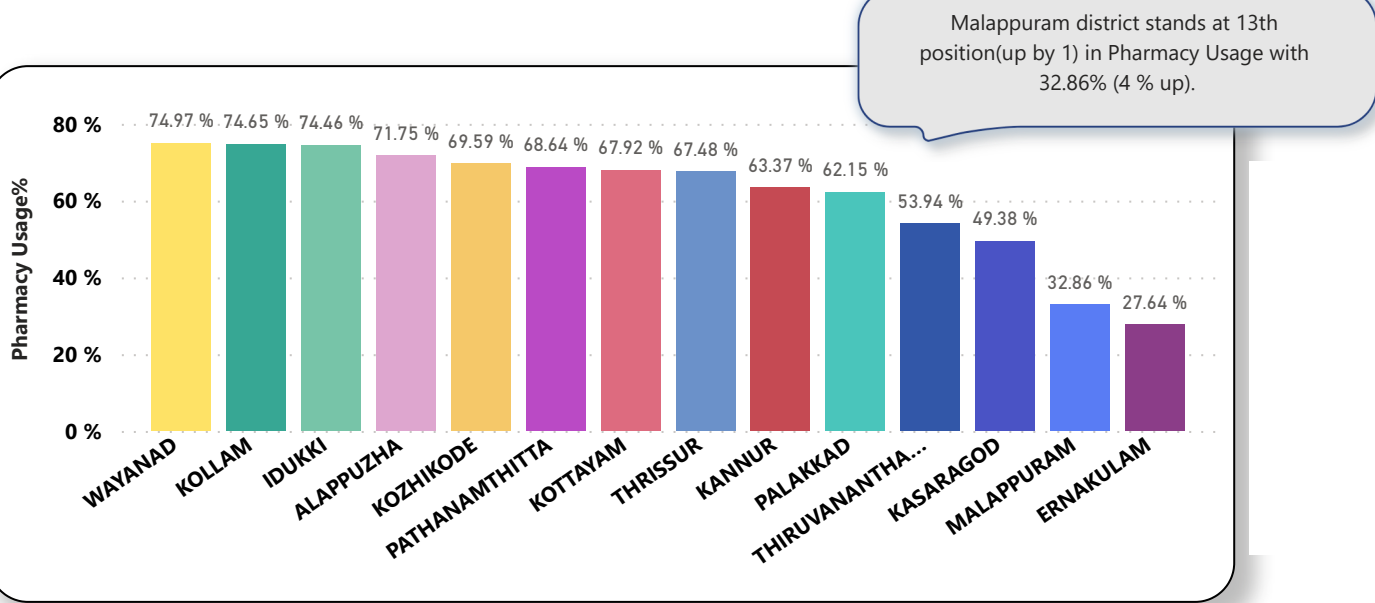
Doctor Consultation Percentage in PHCs/FHCs/UPHCs

Hospital	Doctor Consultation %
Family Health Centre Vazhikkadavu	99.90 %
Family Health Centre A R Nagar	99.86 %
Family Health Centre Parappanangadi	99.83 %
Family Health Centre Pulikkal	99.16 %
Family Health Centre Ponmala	98.97 %
Family Health Centre Athanikkal	98.34 %
Family Health Centre Chokkad	97.69 %
Family Health Centre Morayur	97.00 %
Family Health Centre Karulai	96.66 %
Family Health Centre Koottayi	96.60 %
Family Health Centre Thanalur	96.18 %
Family Health Centre Kaladi	95.57 %
Family Health Centre Kuzhimanna	95.14 %
Family Health Centre Kottakkal	95.05 %

Hospital	Doctor Consultation %
Family Health Centre Thirunavaya	22.74 %
Family Health Centre Edayur	24.04 %
Family Health Centre Marakkara	47.04 %
Family Health Centre Pang	48.19 %
Family Health Centre Pandikkad	51.93 %
Family Health Centre Porur	74.90 %
Family Health Centre Alankode	74.94 %
Family Health Centre Chaliyar	80.73 %
Family Health Centre Chelembra	81.89 %
Family Health Centre Thazhekod	87.65 %
Family Health Centre Elamkulam	92.78 %
Family Health Centre Nannambra	94.07 %
Family Health Centre Moorkkanad	94.77 %
Family Health Centre Kottakkal	95.05 %

3.4 e-Health Performance - Pharmacy Usage in PHCs/FHCs/UPHCs

Pharmacy usage is calculated as (Pharmacy Prescription Count / Total Visits ) \*100



Pharmacy Usage in PHCs/FHCs/UPHCs

Hospital	Pharmacy Usage %
Family Health Centre Athanikkal	95.00 %
Family Health Centre Parappanangadi	95.00 %
Family Health Centre Pulikkal	94.00 %
Family Health Centre Chokkad	93.00 %
Family Health Centre Moorkkanad	93.00 %
Family Health Centre Thanalur	93.00 %
Family Health Centre Vazhikkadavu	93.00 %
Family Health Centre A R Nagar	90.00 %
Family Health Centre Morayur	90.00 %
Family Health Centre Thazhekod	75.00 %
Family Health Centre Ponmala	72.00 %
Family Health Centre Karulai	70.00 %
Family Health Centre Koottayi	66.00 %
Family Health Centre Porur	20.00 %

Hospital	Pharmacy Usage %
Family Health Centre Alankode	0.00 %
Family Health Centre Chelembra	0.00 %
Family Health Centre Kottakkal	0.00 %
Family Health Centre Kuzhimanna	0.00 %
Family Health Centre Nannambra	0.00 %
Family Health Centre Pandikkad	0.00 %
Family Health Centre Thirunavaya	0.00 %
Family Health Centre Pang	2.00 %
Family Health Centre Kaladi	3.00 %
Family Health Centre Marakkara	3.00 %
Family Health Centre Edayur	7.00 %
Family Health Centre Chaliyar	14.00 %
Family Health Centre Elamkulam	15.00 %
Family Health Centre Porur	20.00 %

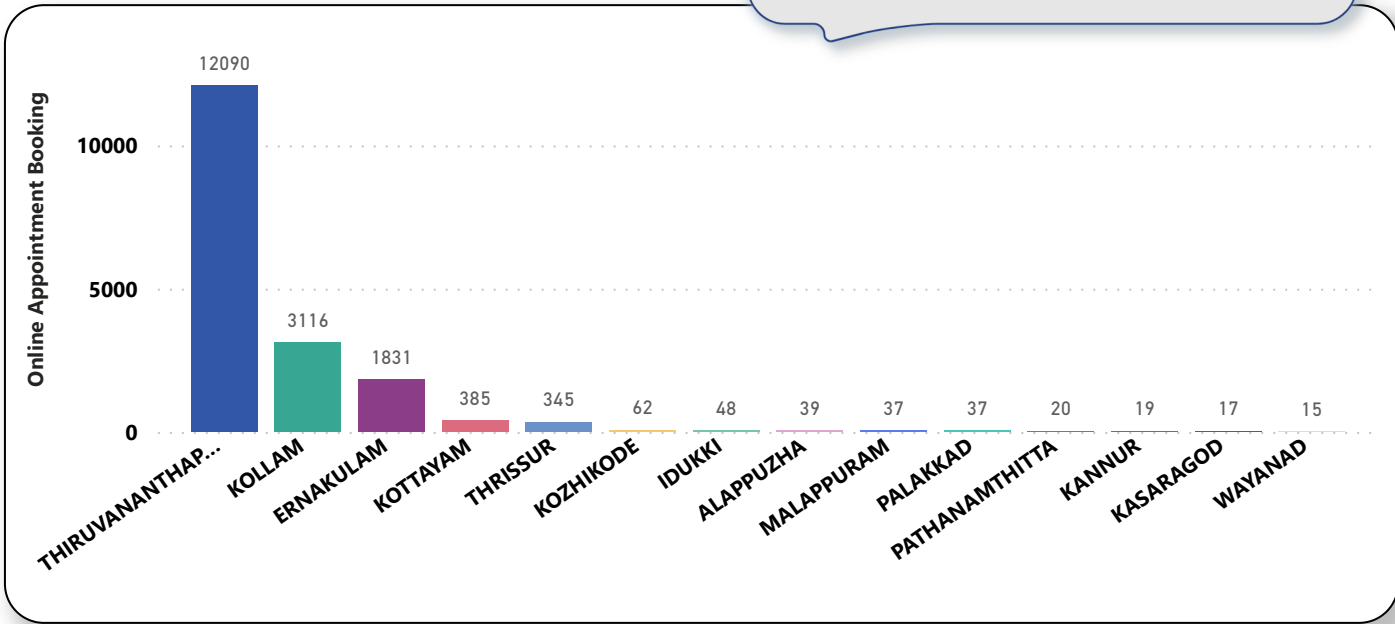
4. Status of Modules started in Hospitals

District wise status of live institutions and the count of various modules [Reception, OP Consultation, Lab, Pharmacy] started.

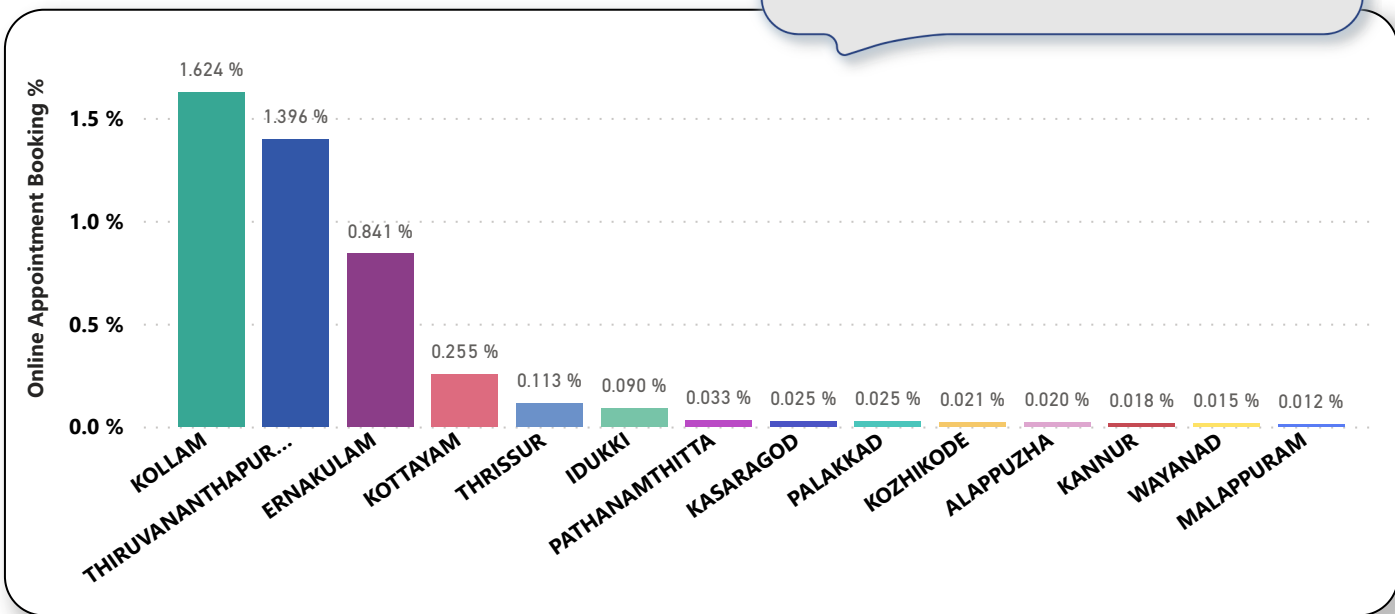
District Name	Live Institutions	Reception	Consultation	Lab	Pharmacy
THIRUVANANTHAPURAM	106	97 (91.5%)	90 (84.9%)	79 (74.5%)	71 (67.%)
THRISSUR	70	55 (78.6%)	52 (74.3%)	46 (65.7%)	48 (68.6%)
KOZHIKODE	55	36 (65.5%)	35 (63.6%)	29 (52.7%)	30 (54.5%)
MALAPPURAM	53	45 (84.9%)	44 (83.%)	19 (35.8%)	22 (41.5%)
PALAKKAD	45	39 (86.7%)	37 (82.2%)	31 (68.9%)	26 (57.8%)
ERNAKULAM	44	29 (65.9%)	25 (56.8%)	13 (29.5%)	15 (34.1%)
KANNUR	39	26 (66.7%)	25 (64.1%)	21 (53.8%)	22 (56.4%)
KOTTAYAM	32	21 (65.6%)	21 (65.6%)	14 (43.8%)	19 (59.4%)
KOLLAM	31	24 (77.4%)	24 (77.4%)	23 (74.2%)	23 (74.2%)
ALAPPUZHA	30	20 (66.7%)	19 (63.3%)	19 (63.3%)	18 (60.%)
KASARAGOD	22	18 (81.8%)	17 (77.3%)	12 (54.5%)	17 (77.3%)
PATHANAMTHITTA	20	18 (90.%)	16 (80.%)	11 (55.%)	13 (65.%)
IDUKKI	19	18 (94.7%)	17 (89.5%)	11 (57.9%)	16 (84.2%)
WAYANAD	17	16 (94.1%)	16 (94.1%)	14 (82.4%)	15 (88.2%)
Total	583	462 (79.2%)	438 (75.1%)	342 (58.7%)	355 (60.9%)

5. Percentage of Online Appointment Booking in Hospitals

District-wise count of Online appointments taken during the month of March'23. Malappuram district stands at 9th position in the case of Online appointments.

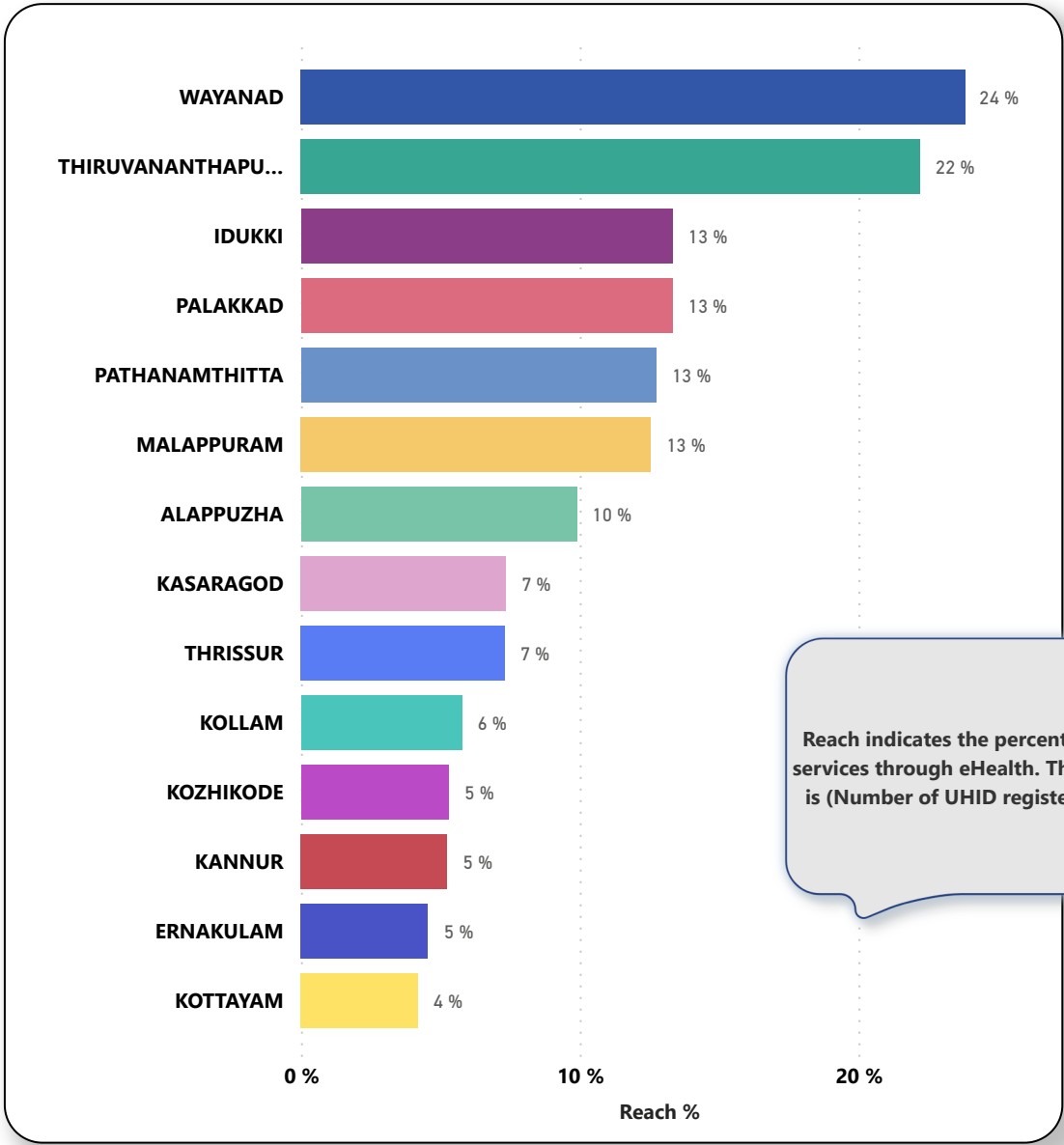


District-wise percentage of online appointment booking up on OP visits for the month of March '23. Calculation is performed as (Online Visits / OP Visits) \* 100 %.





6. eHealth Performance - Reach



7. Public Health Survey Status

