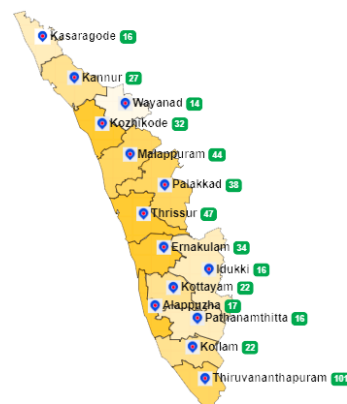


1. eHealth Kerala - Vital Statistics

Live Institutions	45
Medical College Hospitals	1
PHCs/FHCs	41
CHCs	0
DHs/GHs	0
PH Labs	0
Other(Inc UPHCs,Taluk Hospitals)	3



2. Highlights



- eHealth rolled out in 5 new institutions in Palakkad district
- The Palakkad district holds rank 2 in overall performance ranking of the districts based on PHCs/FHCs/UPHCs
- District is at 3rd position in OP consultations (up by 2) with nearly 91%.
- Reception Module started in 37 of 43 PHCs/FHCs/UPHCs institutions.
- The district is at 3rd position in reach rank which indicates UHID registration proportionate to the population.



- Palakkad district remains at
 - position 6 in the case of UHID Visits with the value of nearly 43%.
 - position 9 in online appointments
- The district is at 10th position in Pharmacy Usage with 62.15% (up by 7%).
- The district remains at position 10 in house survey completion (0.77%) and at position 7 in member survey completion (0.07%).

3. eHealth - District Ranking Matrix Based on Performance of PHCs/FHCs/UPHCs

The ranking matrix showcase the district performance in providing eHealth services through PHCs/FHCs/UPHCs based on six different parameters. These parameters include whether the reception module is started or not, UHID Visits, Doctor Consultation, Pharmacy Usage, Lab Usage and number of Live Institutions. Based on the ranking, the districts are classified into three broad categories, the best performing districts, the average performing districts and the low performing districts.

The best performing districts should strive to continue to remain in the same position, whereas the average performing as well as the low performing districts should strive to reach to the 'top four' league.

The ranking matrix for the month of March '23 is given below:

District	Rank
WAYANAD	1
PALAKKAD	2
IDUKKI	3
PATHANAMTHITTA	3
THIRUVANANTHAPURAM	3
KOLLAM	4
THRISSUR	4
ALAPPUZHA	5
KOTTAYAM	6
KOZHIKODE	6
KASARAGOD	7
KANNUR	8
MALAPPURAM	9
ERNAKULAM	10

- Best performing
- Average performing
- Low performing

3. eHealth - Institution Level Ranking of PHCs/FHCs/UPHCs

Hospital	Rank
Family Health Centre Kavassery	1
Family Health Centre Kuthanur	1
Family Health Centre Mannur	1
Family Health Centre Ozhalapathy	1
Family Health Centre Kanhirapuzha	2
Family Health Centre Kizhakkencherry	2
Family Health Centre Mankara	2
Family Health Centre Peruvemba	2
Family Health Centre Puthucode	2
Family Health Centre Vandazhi	2
Family Health Centre Vannamada	2
Urban Primary Health Centre Kulappully	2
Family Health Centre Adakkaputhur	3
Family Health Centre Keralassery	3
Family Health Centre Mathur	3
Family Health Centre Nellaya	3
Family Health Centre Vaniyamkulam	3
Family Health Centre Kalladikode	4
Family Health Centre Kumbidi	4
Family Health Centre Pookkottukavu	4
Family Health Centre Sreekrishnapuram	4
Family Health Centre Ayalur	5

3.1 eHealth Performance - Reception Module

Reception Module is considered to be functional in a PHC/FHC/UPHC only if the number of total visits for the month is of minimum 500.

Reception module started in 37 out of 43 PHCs/FHCs/UPHCs

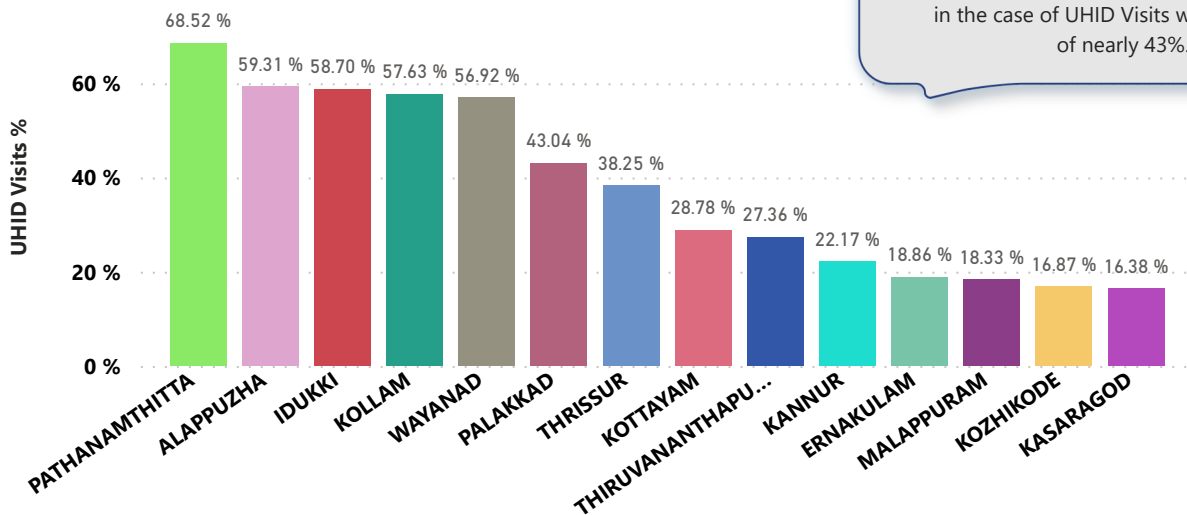
District	PHC/FHC/UPHC Count	PHC/FHC/UPHC with Reception	% of PHC/FHC/UPHC with Reception
WAYANAD	15	15	100.00 %
KASARAGOD	19	18	95.00 %
IDUKKI	17	16	94.00 %
PATHANAMTHITTA	18	17	94.00 %
THIRUVANANTHAPURAM	69	65	94.00 %
MALAPPURAM	49	43	88.00 %
PALAKKAD	43	37	86.00 %
THRISSUR	63	52	83.00 %
KOTTAYAM	26	20	77.00 %
KOLLAM	29	22	76.00 %
KANNUR	36	25	69.00 %
ERNAKULAM	40	27	68.00 %
KOZHIKODE	43	28	65.00 %
ALAPPUZHA	26	16	62.00 %

Institutions where the reception module is either not started or not using

Hospital Name
Family Health Centre Vellinezhi
Family Health Centre Vadavanur
Family Health Centre Puduppariyaram
Family Health Centre Muthalamada
Family Health Centre Kottoppadam
Family Health Centre Karakurussi

3.2 e-Health Performance - UHID Visits

UHID Visit % is calculated as (UHID Visits / Total Visit) *100



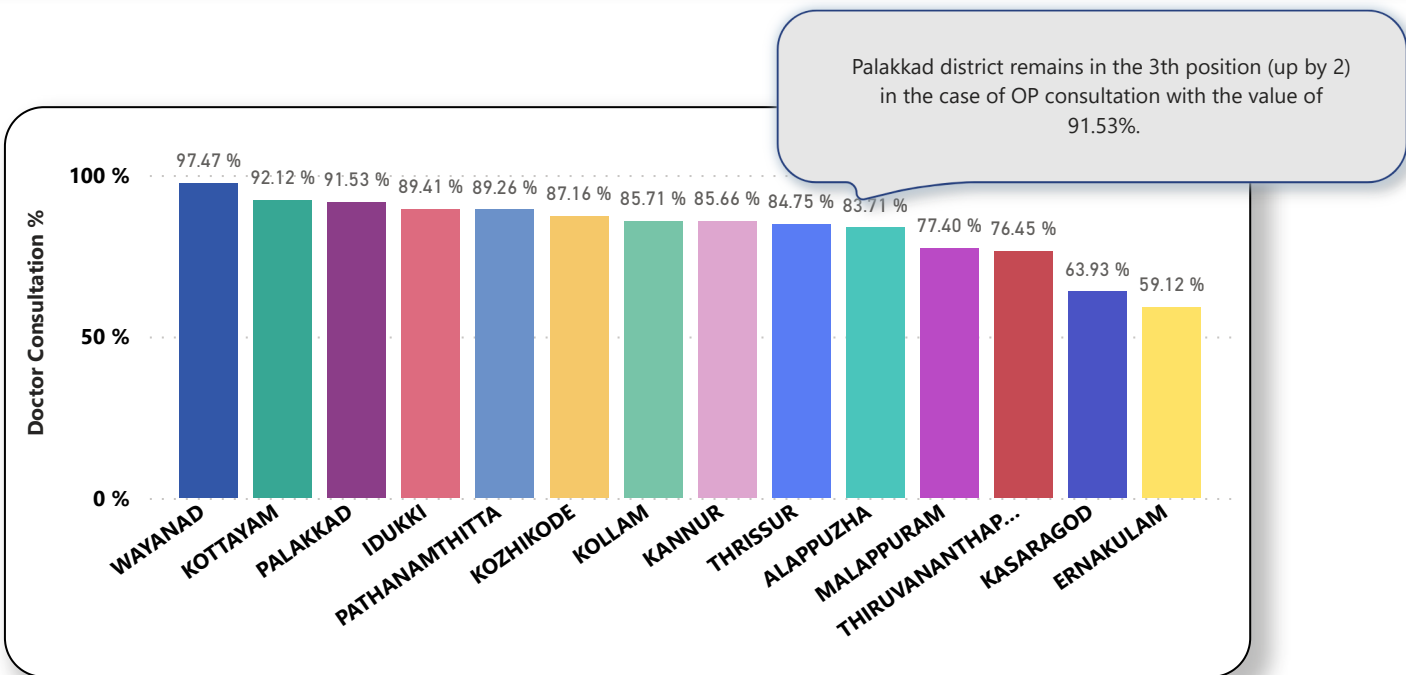
PHCs/FHCs/UPHCs based on UHID Visits

Institutions with atleast 100 UHID visits are listed here.

Hospital	UHID Visit %
Family Health Centre Mannur	90.00 %
Family Health Centre Kavassery	87.00 %
Family Health Centre Pallipuram Palakkad	83.00 %
Family Health Centre Kizhakkencherry	77.00 %
Family Health Centre Kuthanur	74.00 %
Family Health Centre Vaniyamkulam	71.00 %
Family Health Centre Keralassery	67.00 %
Family Health Centre Ozhalapathy	62.00 %
Family Health Centre Puthucode	62.00 %
Family Health Centre Mankara	58.00 %
Family Health Centre Kunissery	57.00 %

Hospital	UHID Visit %
Family Health Centre Kalladikode	4.00 %
Family Health Centre Kollengode	5.00 %
Family Health Centre Chalavara	6.00 %
Family Health Centre Kappoor	6.00 %
Family Health Centre Pudur	13.00 %
Family Health Centre Pattithara	14.00 %
Family Health Centre Pookkottukavu	17.00 %
Family Health Centre Adakkaputhur	23.00 %
Family Health Centre Sreekrishnapuram	24.00 %
Family Health Centre Kanhirapuzha	42.00 %
Family Health Centre Kumbidi	42.00 %

3.3 e-Health Performance - Doctor Consultation



Doctor Consultation Percentage in PHCs/FHCs/UPHCs

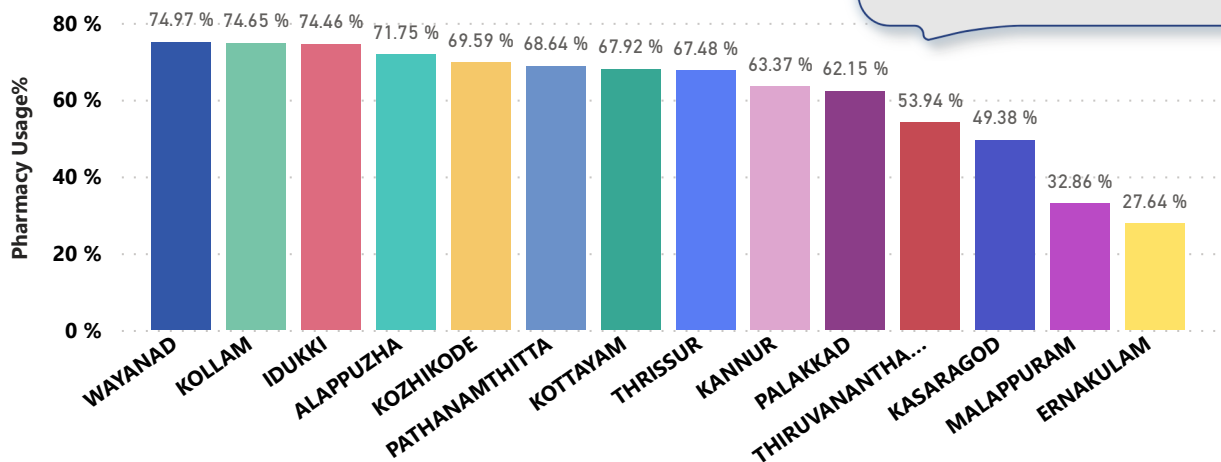
Hospital	Doctor Consultation %
Family Health Centre Vaniyamkulam	99.89 %
Family Health Centre Sreekrishnapuram	99.85 %
Family Health Centre Adakkaputhur	99.69 %
Family Health Centre Peruvemba	99.66 %
Family Health Centre Ozhalapathy	99.63 %
Family Health Centre Keralassery	99.60 %
Family Health Centre Kavassery	99.55 %
Family Health Centre Pattithara	99.39 %
Family Health Centre Kappoor	99.35 %
Family Health Centre Mathur	99.16 %
Family Health Centre Kalladikode	99.06 %
Family Health Centre Vandazhi	99.04 %
Family Health Centre Kizhakkencherry	98.97 %
Family Health Centre Kuthanur	98.93 %

Hospital	Doctor Consultation %
Family Health Centre Chalavara	51.81 %
Family Health Centre Nanniode	66.09 %
Family Health Centre Peringottukurissi	68.21 %
Family Health Centre Pallipuram Palakkad	83.70 %
Family Health Centre Kunissery	85.60 %
Family Health Centre Parli	85.90 %
Family Health Centre Kollengode	86.28 %
Family Health Centre Kumaranellur	89.49 %
Family Health Centre Mankara	91.82 %
Urban Primary Health Centre Diara Street	93.70 %
Family Health Centre Pookkottukavu	94.69 %
Family Health Centre Mannur	94.75 %
Family Health Centre Pudur	95.39 %
Family Health Centre Kumbidi	95.71 %

3.4 e-Health Performance - Pharmacy Usage in PHCs/FHCs/UPHCs

Pharmacy usage is calculated as (Pharmacy Prescription Count / Total Visits) *100

The palakkad district remains at position 10 in Pharmacy Usage with 62.15%(up by 7%).



Pharmacy Usage in PHCs/FHCs/UPHCs

Hospital	Pharmacy Usage %
Family Health Centre Adakkaputhur	94.00 %
Family Health Centre Kalladikode	94.00 %
Family Health Centre Kavassery	94.00 %
Family Health Centre Pattithara	93.00 %
Family Health Centre Vaniyamkulam	92.00 %
Family Health Centre Nellore	91.00 %
Family Health Centre Pookkottukavu	91.00 %
Family Health Centre Vannamada	91.00 %
Family Health Centre Kuthanur	90.00 %
Family Health Centre Ozhalapathy	90.00 %
Family Health Centre Kanhipuzha	89.00 %
Family Health Centre Mannur	89.00 %
Family Health Centre Peruvemba	89.00 %
Family Health Centre Sreekrishnapuram	89.00 %

Hospital	Pharmacy Usage %
Family Health Centre Ayalur	0.00 %
Family Health Centre Chalavara	0.00 %
Family Health Centre Kappoor	0.00 %
Family Health Centre Kunissery	0.00 %
Family Health Centre Nannode	0.00 %
Family Health Centre Parli	0.00 %
Family Health Centre Peringotturissi	0.00 %
Urban Primary Health Centre Diara Street	3.00 %
Family Health Centre Pallipuram Palakkad	14.00 %
Family Health Centre Pudur	73.00 %
Family Health Centre Kollengode	83.00 %
Family Health Centre Vandazhi	85.00 %

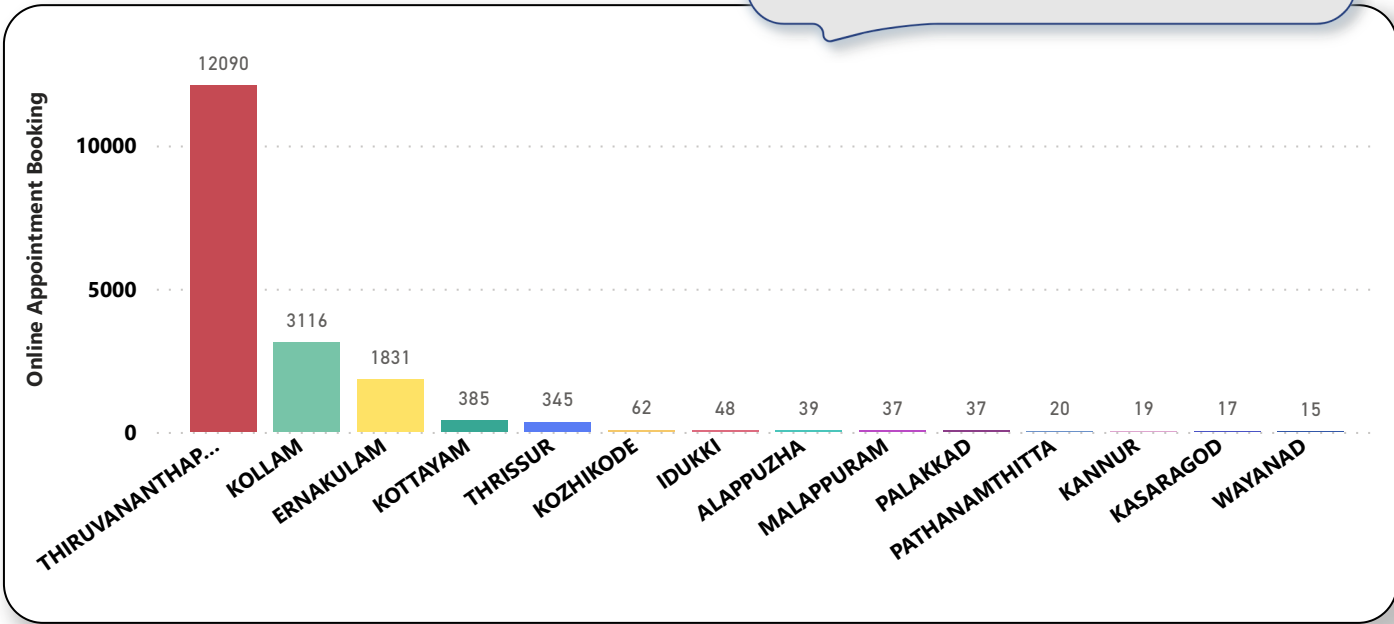
4. Status of Modules started in Hospitals

District wise status of live institutions and the count of various modules [Reception, OP Consultation, Lab, Pharmacy] started.

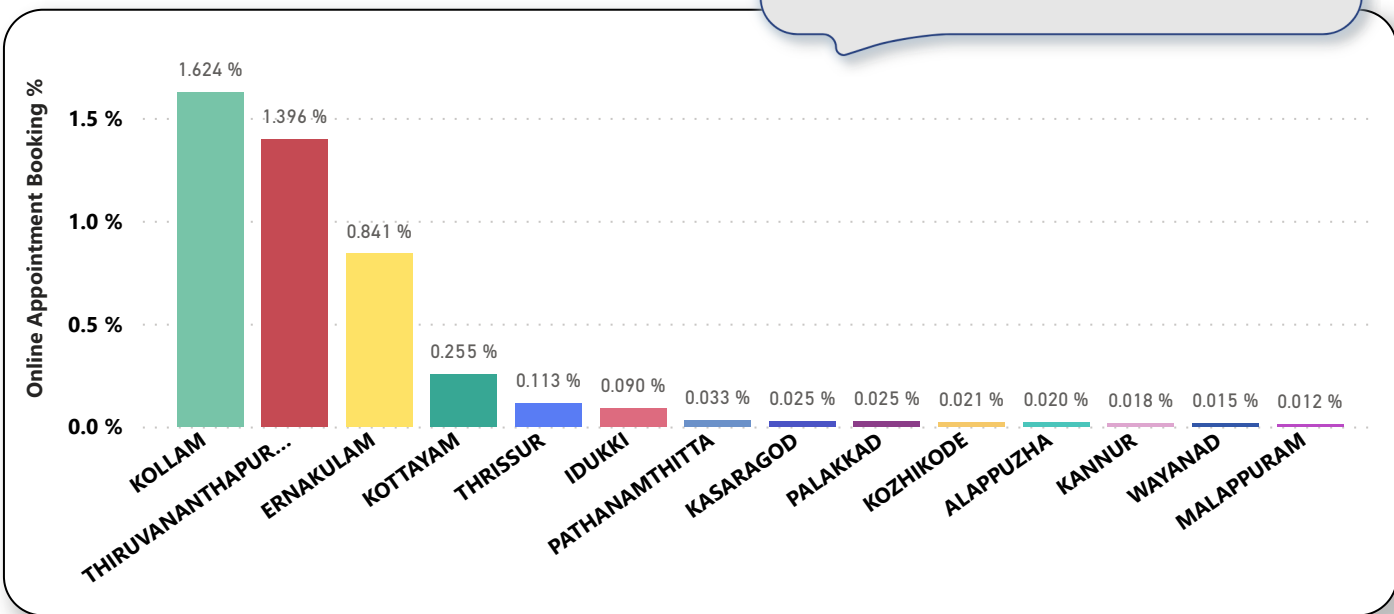
District Name	Live Institutions	Reception	Consultation	Lab	Pharmacy
THIRUVANANTHAPURAM	106	97 (91.5%)	90 (84.9%)	79 (74.5%)	71 (67.%)
THRISSUR	70	55 (78.6%)	52 (74.3%)	46 (65.7%)	48 (68.6%)
KOZHIKODE	55	36 (65.5%)	35 (63.6%)	29 (52.7%)	30 (54.5%)
MALAPPURAM	53	45 (84.9%)	44 (83.%)	19 (35.8%)	22 (41.5%)
PALAKKAD	45	39 (86.7%)	37 (82.2%)	31 (68.9%)	26 (57.8%)
ERNAKULAM	44	29 (65.9%)	25 (56.8%)	13 (29.5%)	15 (34.1%)
KANNUR	39	26 (66.7%)	25 (64.1%)	21 (53.8%)	22 (56.4%)
KOTTAYAM	32	21 (65.6%)	21 (65.6%)	14 (43.8%)	19 (59.4%)
KOLLAM	31	24 (77.4%)	24 (77.4%)	23 (74.2%)	23 (74.2%)
ALAPPUZHA	30	20 (66.7%)	19 (63.3%)	19 (63.3%)	18 (60.%)
KASARAGOD	22	18 (81.8%)	17 (77.3%)	12 (54.5%)	17 (77.3%)
PATHANAMTHITTA	20	18 (90.%)	16 (80.%)	11 (55.%)	13 (65.%)
IDUKKI	19	18 (94.7%)	17 (89.5%)	11 (57.9%)	16 (84.2%)
WAYANAD	17	16 (94.1%)	16 (94.1%)	14 (82.4%)	15 (88.2%)
Total	583	462 (79.2%)	438 (75.1%)	342 (58.7%)	355 (60.9%)

5. Percentage of Online Appointment Booking in Hospitals

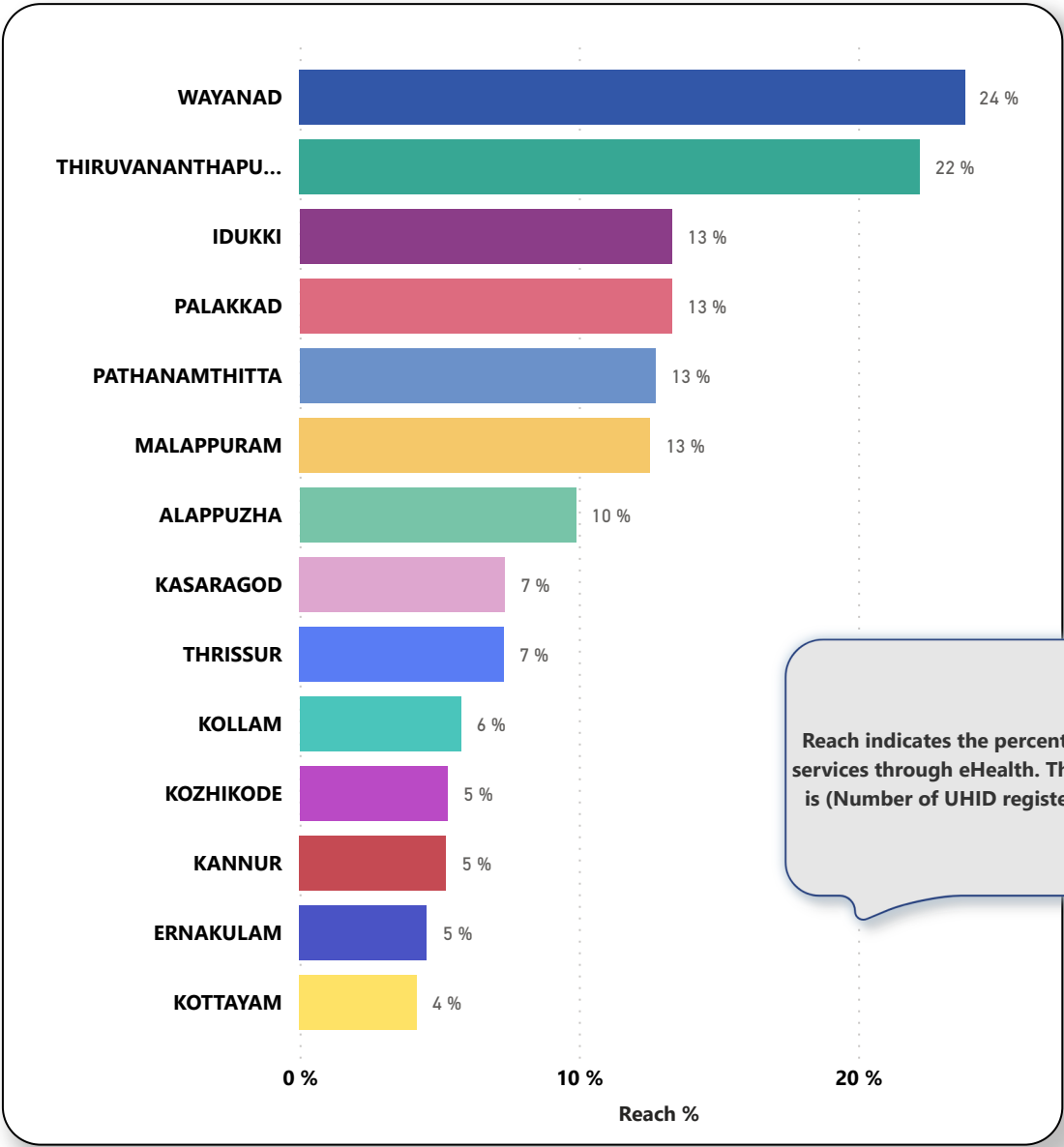
District-wise count of Online appointments taken during the month of March '23. Palakkad district stands at 9th position(up by 3) in the case of Online appointments.



District-wise percentage of online appointment booking up on OP visits for the month of March '23. Calculation is performed as (Online Visits / OP Visits) * 100 %.



6. eHealth Performance - Reach



7. Public Health Survey Status

