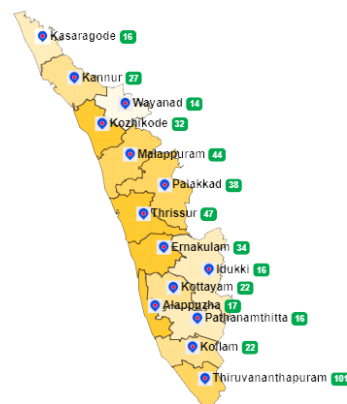


1. eHealth Kerala - Vital Statistics

Live Institutions	20
Medical College Hospitals	1
PHCs/FHCs	17
CHCs	0
DHs/GHs	1
PH Labs	0
Other(Inc UPHCs,Taluk Hospitals)	1



2. Highlights



- The district remains at position 1 in overall performance ranking of districts based on PHCs/FHCs/UPHCs.
- eHealth rolled out in 1 new institution during the month of March'23 in Pathanamthitta district.
- Reception module started in 17 of 18 PHCs/ FHCs/UPHCs
- PTA district remains at position 1 in UHID Visits with 68%(up by 2%).
- The district is at position 5(down by 2) in OP consultation with 89%.
- The district remains at position 6 in Pharmacy Usage with nearly 68%.



- The district is at position 6 in house survey completion (3.36%) and member survey completion (0.11%).
- The district remains at position 12 in the number of online appointment booking.

3. eHealth - District Ranking Matrix Based on Performance of PHCs/FHCs/UPHCs

The ranking matrix showcase the district performance in providing eHealth services through PHCs/FHCs/UPHCs based on six different parameters. These parameters include whether the reception module is started or not, UHID Visits, Doctor Consultation, Pharmacy Usage, Lab Usage and number of Live Institutions. Based on the ranking, the districts are classified into three broad categories, the best performing districts, the average performing districts and the low performing districts.

The best performing districts should strive to continue to remain in the same position, whereas the average performing as well as the low performing districts should strive to reach to the 'top four' league.

The ranking matrix for the month of March '23 is given below:

District	Rank
WAYANAD	1
PALAKKAD	2
IDUKKI	3
PATHANAMTHITTA	3
THIRUVANANTHAPURAM	3
KOLLAM	4
THRISSUR	4
ALAPPUZHA	5
KOTTAYAM	6
KOZHIKODE	6
KASARAGOD	7
KANNUR	8
MALAPPURAM	9
ERNAKULAM	10

- Best performing
- Average performing
- Low performing

3. eHealth - Institution Level Ranking of PHCs/FHCs/UPHCs

Hospital	Rank
Family Health Centre Mezhuveli	1
Family Health Centre Chandanappally	2
Family Health Centre Chennerkara	2
Family Health Centre Ezhamkulam	2
Family Health Centre Koipuram	2
Family Health Centre Pallickal	2
Family Health Centre Pandalam	2
Family Health Centre Kizakke Othara	3
Family Health Centre Thannithodu	3
Family Health Centre Vadasserikara	3
Family Health Centre Kottangal	4
Family Health Centre Naranammoozhy	4
Family Health Centre Anicad	5
Family Health Centre Kadammanitta	5
Urban Family Health Centre Thiruvalla	6
Family Health Centre Niranam	7
Family Health Centre Chittar	8

3.1 eHealth Performance - Reception Module

Reception Module is considered to be functional in a PHC/FHC/UPHC only if the number of total visits for the month is of minimum 500.

Reception module started in 17 of 18 PHCs/FHCs/UPHCs

District	PHC/FHC/UPHC Count	PHC/FHC/UPHC with Reception	% of PHC/FHC/UPHC with Reception
WAYANAD	15	15	100.00 %
KASARAGOD	19	18	95.00 %
IDUKKI	17	16	94.00 %
PATHANAMTHITTA	18	17	94.00 %
THIRUVANANTHAPURAM	69	65	94.00 %
MALAPPURAM	49	43	88.00 %
PALAKKAD	43	37	86.00 %
THRISSUR	63	52	83.00 %
KOTTAYAM	26	20	77.00 %
KOLLAM	29	22	76.00 %
KANNUR	36	25	69.00 %
ERNAKULAM	40	27	68.00 %
KOZHIKODE	43	28	65.00 %
ALAPPUZHA	26	16	62.00 %

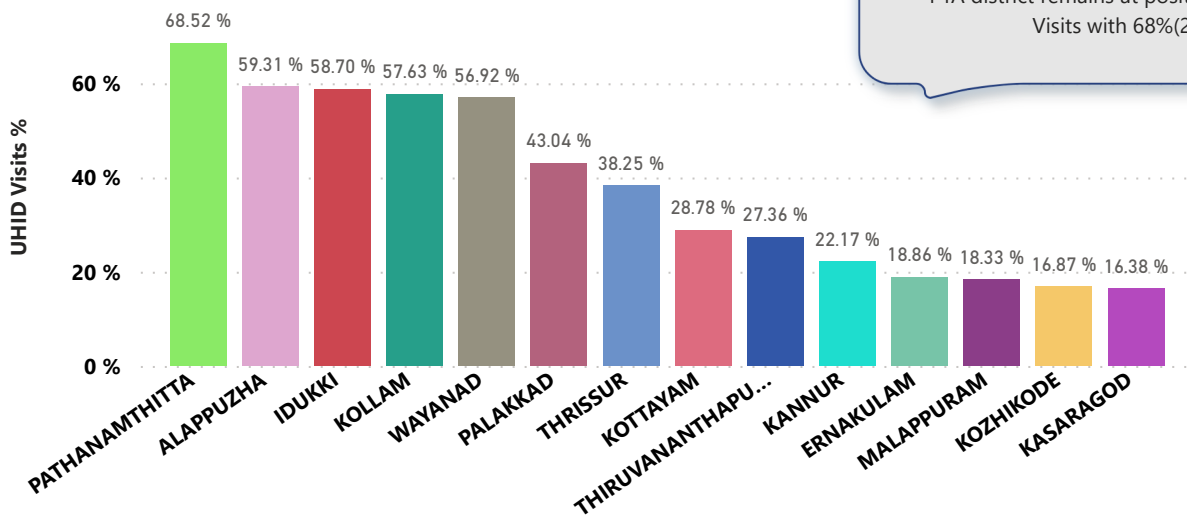
Hospital Name

Family Health Centre Vechoochira

Institutions where the reception module is either not started or not using

3.2 e-Health Performance - UHID Visits

UHID Visit % is calculated as (UHID Visits / Total Visit) *100

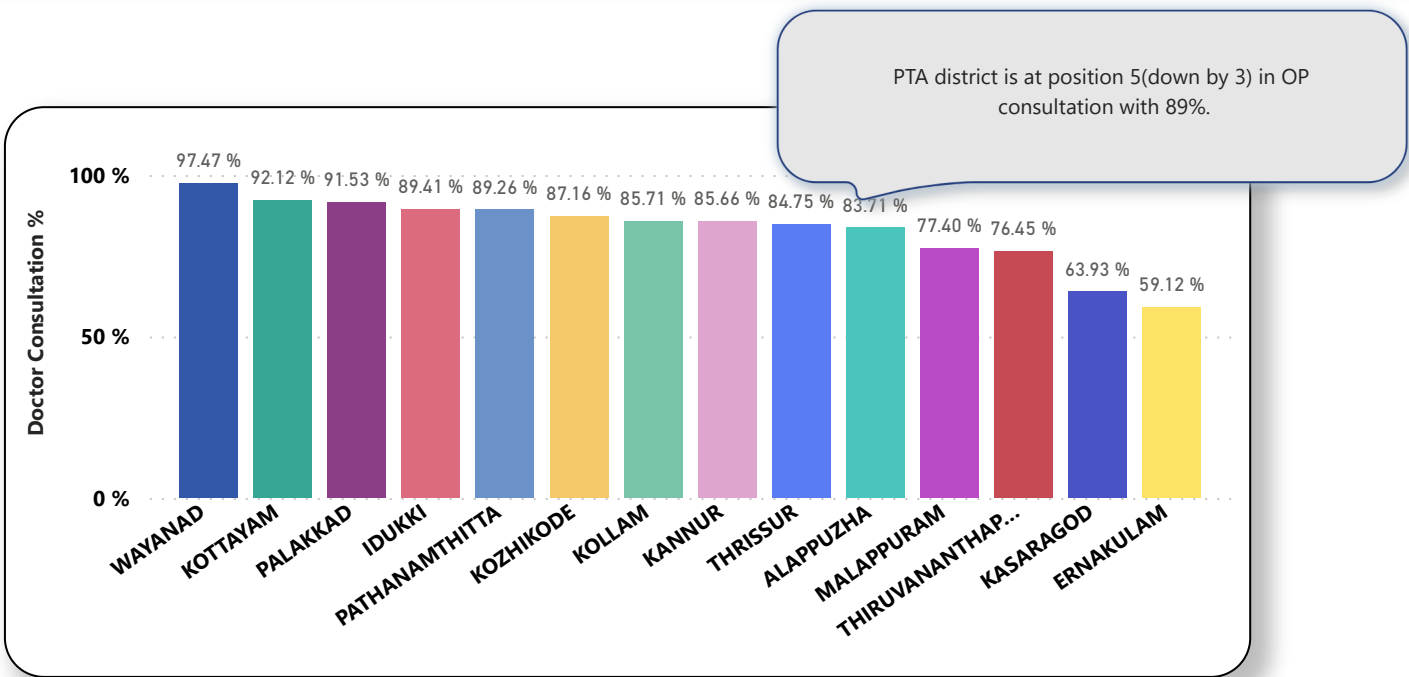


PHCs/FHCs/UPHCs based on UHID Visits

Hospital	UHID Visit %
Family Health Centre Naranammoozhy	90.00 %
Family Health Centre Vadasserikara	90.00 %
Family Health Centre Pallickal	87.00 %
Family Health Centre Thannithodu	87.00 %
Family Health Centre Anicad	86.00 %
Family Health Centre Kottangal	86.00 %
Family Health Centre Mezhuveli	81.00 %
Family Health Centre Ezhamkulam	74.00 %
Family Health Centre Chennerkara	68.00 %
Family Health Centre Kadammanitta	68.00 %
Family Health Centre Chittar	64.00 %
Family Health Centre Chandanappally	59.00 %
Family Health Centre Koipuram	58.00 %
Family Health Centre Pandalam	58.00 %
Family Health Centre Kizakke Othara	52.00 %
Urban Family Health Centre Thiruvalla	44.00 %
Family Health Centre Niranam	38.00 %

Institutions with atleast 100 UHID visits are listed here.

3.3 e-Health Performance - Doctor Consultation



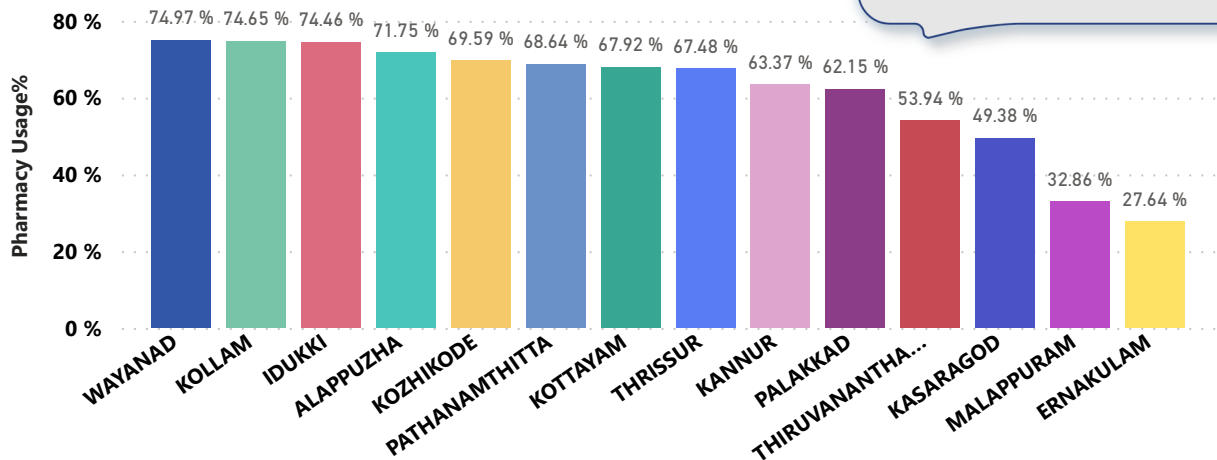
Doctor Consultation Percentage in PHCs/FHCs/UPHCs

Hospital	Doctor Consultation %
Family Health Centre Vadasserikara	100.00 %
Family Health Centre Naranammoozhy	99.89 %
Family Health Centre Mezhuveli	99.71 %
Family Health Centre Pallickal	99.22 %
Family Health Centre Koipuram	98.68 %
Family Health Centre Kottangal	98.68 %
Family Health Centre Chennerkara	97.92 %
Family Health Centre Chandanappally	97.02 %
Family Health Centre Thannithodu	96.60 %
Family Health Centre Kizakke Othara	95.90 %
Urban Family Health Centre Thiruvalla	94.72 %
Family Health Centre Pandalam	94.71 %
Family Health Centre Anicad	93.75 %
Family Health Centre Ezhamkulam	91.90 %
Family Health Centre Niranam	81.15 %
Family Health Centre Kadammanitta	68.48 %
Family Health Centre Chittar	1.67 %

3.4 e-Health Performance - Pharmacy Usage in PHCs/FHCs/UPHCs

Pharmacy usage is calculated as (Pharmacy Prescription Count / Total Visits) *100

The PTA district remains at position 6 in Pharmacy Usage with nearly 68%.



Pharmacy Usage in PHCs/FHCs/UPHCs

Hospital	Pharmacy Usage %
Family Health Centre Vadasserikara	94.00 %
Family Health Centre Mezhuveli	93.00 %
Family Health Centre Thannithodu	92.00 %
Family Health Centre Naranammoozhy	91.00 %
Family Health Centre Chennerkara	90.00 %
Family Health Centre Kottangal	90.00 %
Family Health Centre Pallickal	89.00 %
Family Health Centre Koipuram	86.00 %
Family Health Centre Chandanappally	84.00 %
Family Health Centre Ezhamkulam	81.00 %
Family Health Centre Kizakke Othara	81.00 %
Family Health Centre Pandalam	81.00 %
Family Health Centre Kadammanitta	60.00 %
Family Health Centre Anicad	0.00 %
Family Health Centre Chittar	0.00 %
Family Health Centre Niranam	0.00 %
Urban Family Health Centre Thiruvalla	0.00 %

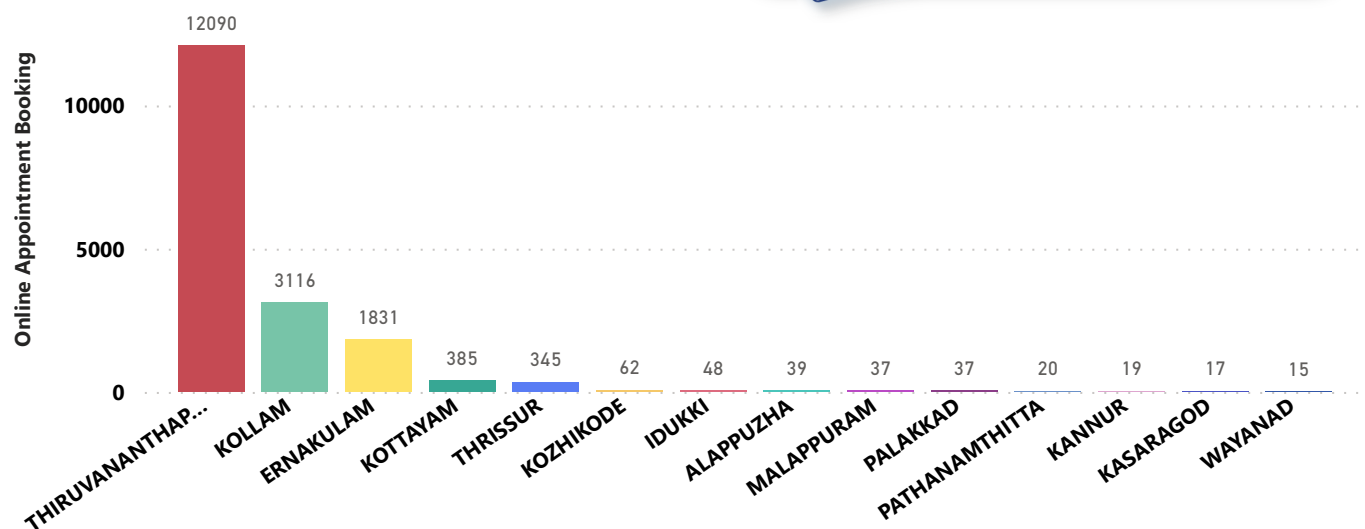
4. Status of Modules started in Hospitals

District wise status of live institutions and the count of various modules [Reception, OP Consultation, Lab, Pharmacy] started.

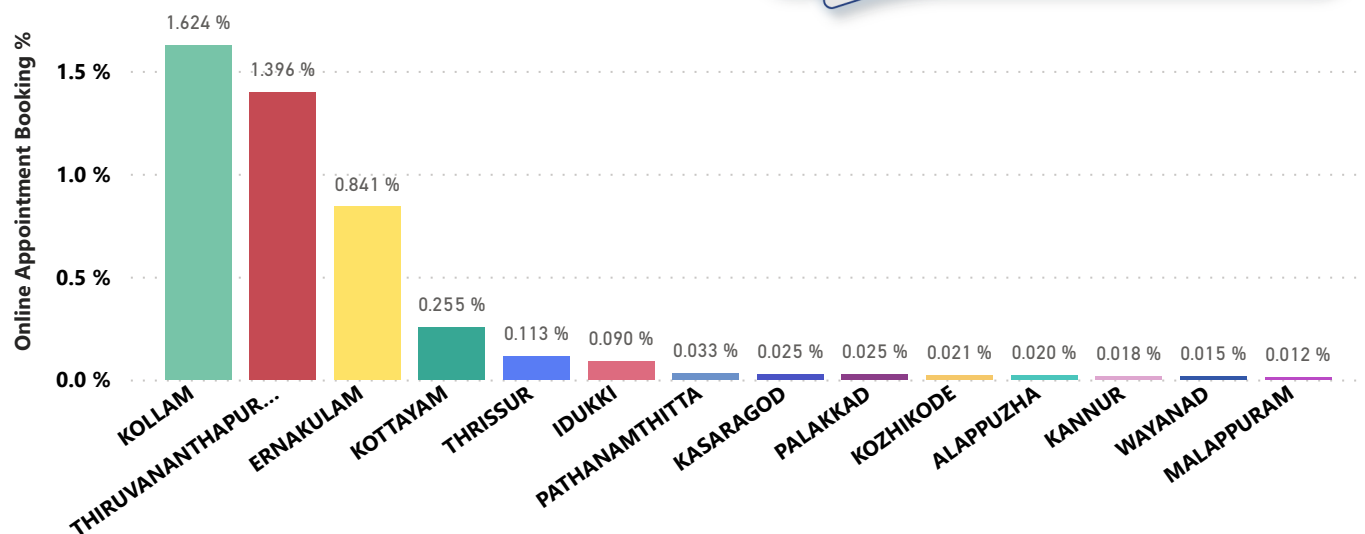
District Name	Live Institutions	Reception	Consultation	Lab	Pharmacy
THIRUVANANTHAPURAM	106	97 (91.5%)	90 (84.9%)	79 (74.5%)	71 (67.%)
THRISSUR	70	55 (78.6%)	52 (74.3%)	46 (65.7%)	48 (68.6%)
KOZHIKODE	55	36 (65.5%)	35 (63.6%)	29 (52.7%)	30 (54.5%)
MALAPPURAM	53	45 (84.9%)	44 (83.%)	19 (35.8%)	22 (41.5%)
PALAKKAD	45	39 (86.7%)	37 (82.2%)	31 (68.9%)	26 (57.8%)
ERNAKULAM	44	29 (65.9%)	25 (56.8%)	13 (29.5%)	15 (34.1%)
KANNUR	39	26 (66.7%)	25 (64.1%)	21 (53.8%)	22 (56.4%)
KOTTAYAM	32	21 (65.6%)	21 (65.6%)	14 (43.8%)	19 (59.4%)
KOLLAM	31	24 (77.4%)	24 (77.4%)	23 (74.2%)	23 (74.2%)
ALAPPUZHA	30	20 (66.7%)	19 (63.3%)	19 (63.3%)	18 (60.%)
KASARAGOD	22	18 (81.8%)	17 (77.3%)	12 (54.5%)	17 (77.3%)
PATHANAMTHITTA	20	18 (90.%)	16 (80.%)	11 (55.%)	13 (65.%)
IDUKKI	19	18 (94.7%)	17 (89.5%)	11 (57.9%)	16 (84.2%)
WAYANAD	17	16 (94.1%)	16 (94.1%)	14 (82.4%)	15 (88.2%)
Total	583	462 (79.2%)	438 (75.1%)	342 (58.7%)	355 (60.9%)

5. Percentage of Online Appointment Booking in Hospitals

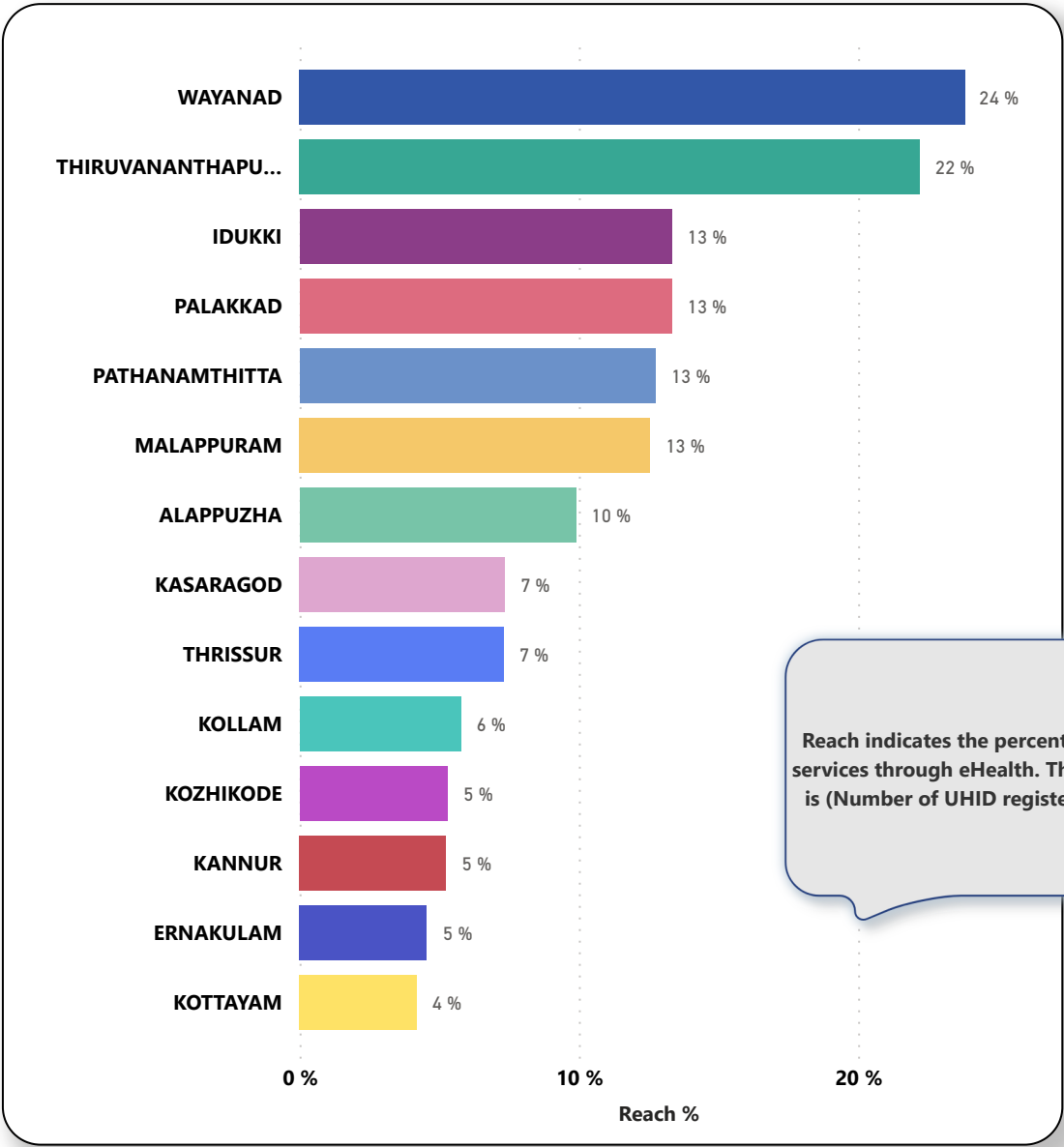
District-wise count of Online appointments taken during the month of March '23. PTA remains at position 12 in online appointments.



District-wise percentage of online appointment booking up on OP visits for the month of March '23. Calculation is performed as (Online Visits / OP Visits) * 100 %.



6. eHealth Performance - Reach



7. Public Health Survey Status

