

1. eHealth Kerala - Vital Statistics

Live Institutions	583
Medical College Hospitals	14
PHCs/FHCs	448
CHCs	26
DHs/GHs	18
PH Labs	2
Other(Inc UPHCs, Taluk Hospitals)	75



2. Highlights



- eHealth rolled out in 71 new institutions during the month of March' 23.
- Wayanad district remains top in overall ranking based on district performance in providing eHealth services through PHCs/FHCs/UPHCs.
- Reception module is functional in all PHCs/FHCs/UPHCs of Wayanad district(100%).
- Highest percentage of UHID Visits was recorded in Pathanamthitta district(nearly 68%).
- Highest percentage of Doctor consultation was recorded in Wayanad(97%) followed by Kottayam(92%) and Palakkad(91%) districts.
- Highest percentage of Pharmacy Usage was recorded in Wayanad district(nearly 75%).
- Thiruvananthapuram district remains at top position in the number of online appointments booking followed by Kollam and Ernakulam.



- Ernakulam district is in the last position in the overall performance ranking of districts based on PHCs/FHCs/UPHCs.
- Lowest percentage of UHID Visits was recorded in Kasaragod district (nearly 16%).
- Lowest percentage of Doctor Consultation was recorded in Ernakulam district(nearly 59%).
- Lowest percentage of Pharmacy Usage was recorded in Ernakulam district(27%).
- House survey completion status is less than 5% for majority of the districts, except Thiruvananthapuram(57%),Idukki(43%), Thrissur (42%) and Kannur(31%).
- Member survey completion status is less than 1% for all districts except Thiruvananthapuram ( 3%).

3. eHealth - District Ranking Matrix Based on Performance of PHCs/FHCs/UPHCs

The ranking matrix showcase the district performance in providing eHealth services through PHCs/FHCs/UPHCs based on six different parameters. These parameters include whether the reception module is started or not, UHID Visits, Doctor Consultation, Pharmacy Usage, Lab Usage and number of Live Institutions. Based on the ranking, the districts are classified into three broad categories, the best performing districts, the average performing districts and the low performing districts.

The best performing districts should strive to continue to remain in the same position, whereas the average performing as well as the low performing districts should strive to reach to the 'top four' league.

The ranking matrix for the month of March '23 is given below:

District	Rank
WAYANAD	1
PALAKKAD	2
IDUKKI	3
PATHANAMTHITTA	3
THIRUVANANTHAPURAM	3
KOLLAM	4
THRISSUR	4
ALAPPUZHA	5
KOTTAYAM	6
KOZHIKODE	6
KASARAGOD	7
KANNUR	8
MALAPPURAM	9
ERNAKULAM	10

- Best performing
- Average performing
- Low performing

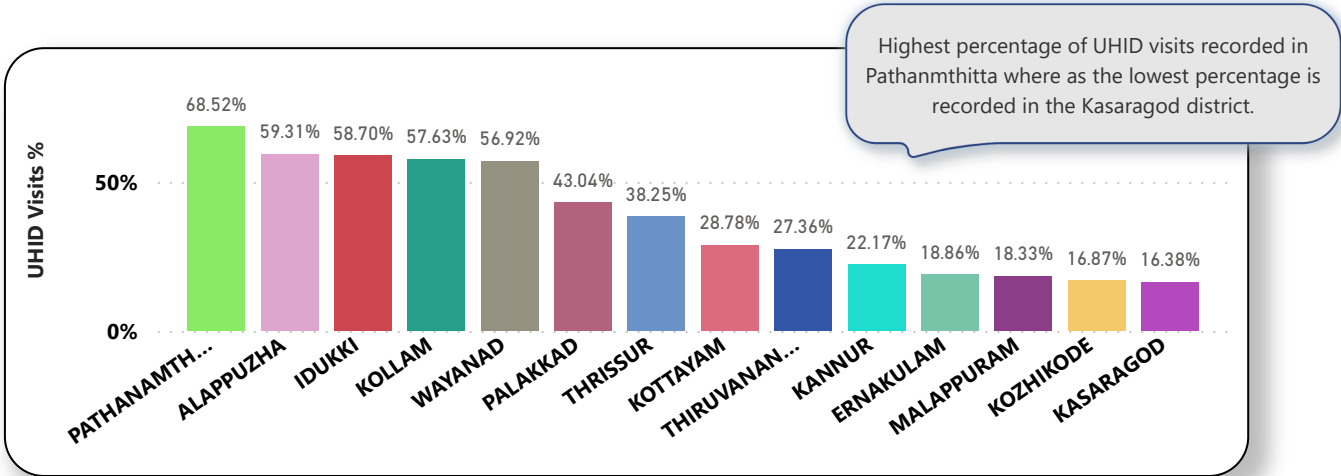
3.1 eHealth Performance - Reception Module

Reception Module is considered to be functional in a PHC/FHC/UPHC only if the number of total visits for the month is of minimum 500.

District	PHC/FHC/UPHC Count	PHC/FHC/UPHC with Reception	% PHC/FHC/UPHC with Reception
WAYANAD	15	15	100.00%
KASARAGOD	19	18	95.00%
IDUKKI	17	16	94.00%
PATHANAMTHITTA	18	17	94.00%
THIRUVANANTHAPURAM	69	65	94.00%
MALAPPURAM	49	43	88.00%
PALAKKAD	43	37	86.00%
THRISSUR	63	52	83.00%
KOTTAYAM	26	20	77.00%
KOLLAM	29	22	76.00%
KANNUR	36	25	69.00%
ERNAKULAM	40	27	68.00%
KOZHIKODE	43	28	65.00%
ALAPPUZHA	26	16	62.00%

3.2 e-Health Performance - UHID Visits

UHID Visit % is calculated as (UHID Visits / Total Visit ) \*100



PHCs/FHCs/UPHCs based on UHID Visits

Hospital	UHID Visits %	District
FAMILY HEALTH CENTRE ANAKUDY	93.00%	THIRUVANANTHAPURAM
FAMILY HEALTH CENTRE MANNUR	90.00%	PALAKKAD
FAMILY HEALTH CENTRE NARANAMMOOZHY	90.00%	PATHANAMTHITTA
FAMILY HEALTH CENTRE VADASSERIKARA	90.00%	PATHANAMTHITTA
URBAN HEALTH CENTRE MANNANTHALA	89.00%	THIRUVANANTHAPURAM
FAMILY HEALTH CENTRE KAVASSERY	87.00%	PALAKKAD
FAMILY HEALTH CENTRE PALICKAL	87.00%	PATHANAMTHITTA
FAMILY HEALTH CENTRE PURAKKAD	87.00%	ALAPPUZHA
FAMILY HEALTH CENTRE THANNITHODU	87.00%	PATHANAMTHITTA
FAMILY HEALTH CENTRE UMMANNOOR	87.00%	KOLLAM

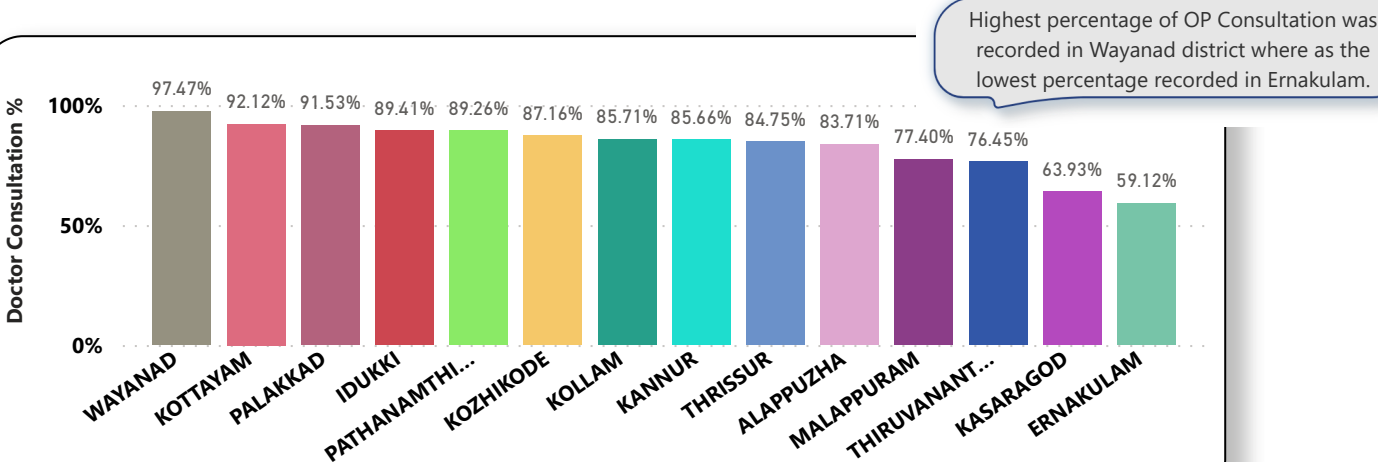
UHID Visit % sorted in descending order.

Hospital	UHID Visits %	District
FAMILY HEALTH CENTRE ALANKODE	2.00%	MALAPPURAM
FAMILY HEALTH CENTRE CHALIYAM	2.00%	KOZHIKODE
FAMILY HEALTH CENTRE MUZHAPPILANGAD	2.00%	KANNUR
FAMILY HEALTH CENTRE RAMANATUKARA	2.00%	KOZHIKODE
FAMILY HEALTH CENTRE RAYAMANGALAM	3.00%	ERNAKULAM
URBAN PRIMARY HEALTH CENTRE KOOVODE	3.00%	KANNUR
FAMILY HEALTH CENTRE JAGATHY	4.00%	THIRUVANANTHAPURAM
FAMILY HEALTH CENTRE KALLADIKODE	4.00%	PALAKKAD
FAMILY HEALTH CENTRE KODANAD	4.00%	ERNAKULAM
FAMILY HEALTH CENTRE KOONAMMAVU	4.00%	ERNAKULAM

UHID Visit % sorted in ascending order.

3.3 e-Health Performance - Doctor Consultation

Doctor Consultation % is calculated as (OP Consultation count / OP Visit Count) \*100



Doctor Consultation Percentage in PHCs/FHCs/UPHCs

Hospital	Doctor Consultation %	District
FAMILY HEALTH CENTRE IRINGAL KOTTAKKAL	100.00%	KOZHIKODE
FAMILY HEALTH CENTRE VADASSERIKARA	100.00%	PATHANAMTHITTA
FAMILY HEALTH CENTRE AMACHAL NEW	99.92%	THIRUVANANTHAPURAM
FAMILY HEALTH CENTRE THRIKKUR	99.90%	THRISSUR
FAMILY HEALTH CENTRE VAZHICKADAVU	99.90%	MALAPPURAM
FAMILY HEALTH CENTRE VANIYAMKULAM	99.89%	PALAKKAD
FAMILY HEALTH CENTRE NARANAMMOOZHY	99.89%	PATHANAMTHITTA
FAMILY HEALTH CENTRE A R NAGAR	99.86%	MALAPPURAM
FAMILY HEALTH CENTRE SREEKRISHNAPURAM	99.85%	PALAKKAD
FAMILY HEALTH CENTRE DESAMANGALAM	99.84%	THRISSUR

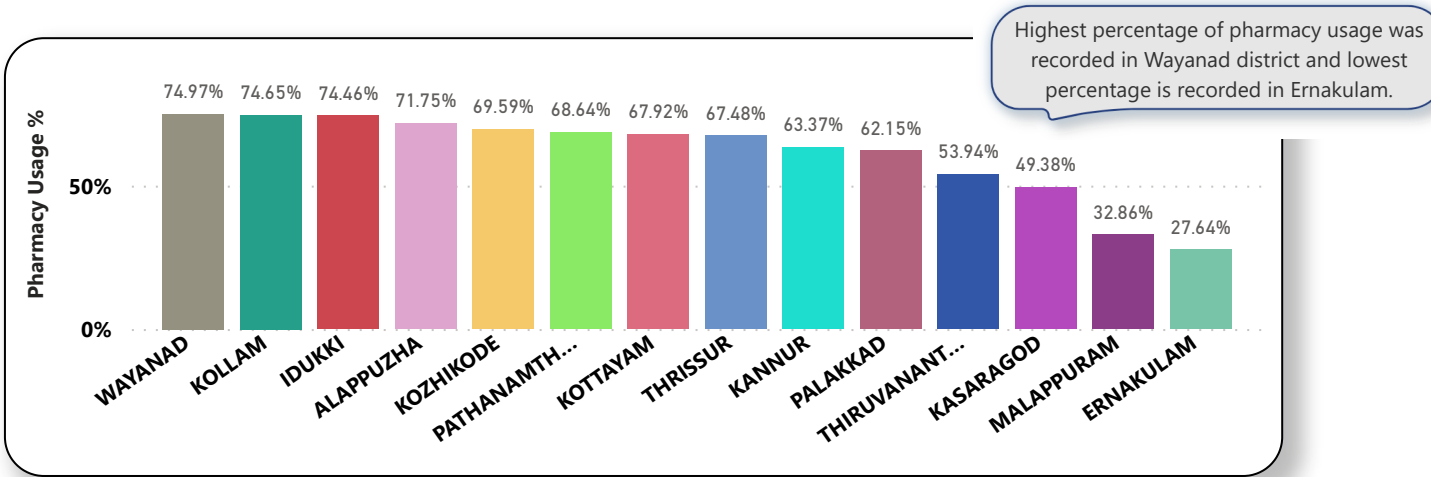
Doctor Consultation % sorted in descending order.

Hospital	Doctor Consultation %	District
FAMILY HEALTH CENTRE MULAVUKAD	3.28%	ERNAKULAM
SECRETARIAT HEALTH CENTRE THIRUVANANTHAPURAM	4.52%	THIRUVANANTHAPURAM
FAMILY HEALTH CENTRE VEMBELLUR	4.80%	THRISSUR
FAMILY HEALTH CENTRE KODIYATHUR	8.48%	KOZHIKODE
PRIMARY HEALTH CENTRE AZHOOR	8.60%	THIRUVANANTHAPURAM
FAMILY HEALTH CENTRE NERIYAMANGALAM	9.27%	ERNAKULAM
FAMILY HEALTH CENTRE THILLENKERRY	10.74%	KANNUR
FAMILY HEALTH CENTRE TRIPRANGODE	14.90%	MALAPPURAM
FAMILY HEALTH CENTRE POOMALA	19.80%	THRISSUR

Doctor Consultation % sorted in ascending order.

3.4 e-Health Performance - Pharmacy Usage in PHCs/FHCs/UPHCs

Pharmacy usage is calculated as (Pharmacy Prescription Count / Total Visits ) \*100



Pharmacy Usage in PHCs/FHCs/UPHCs

Hospital	Pharmacy Usage %	District
FAMILY HEALTH CENTRE BRAHMAMANGALAM	104.00%	KOTTAYAM
FAMILY HEALTH CENTRE MANARCAD	99.00%	KOTTAYAM
URBAN PRIMARY HEALTH CENTRE PERUNNA	99.00%	KOTTAYAM
FAMILY HEALTH CENTRE POYYA	98.00%	THRISSUR
FAMILY HEALTH CENTRE UDAYANAPURAM	96.00%	KOTTAYAM
FAMILY HEALTH CENTRE ATHANIKKAL	95.00%	MALAPPURAM
FAMILY HEALTH CENTRE MOONNILAVU	95.00%	KOTTAYAM
FAMILY HEALTH CENTRE PARAPPANANGADI	95.00%	MALAPPURAM
FAMILY HEALTH CENTRE ADAKKAPUTHUR	94.00%	PALAKKAD
FAMILY HEALTH CENTRE KALLADIKODE	94.00%	PALAKKAD

Pharmacy Usage % sorted in descending order.

Hospital	Pharmacy Usage %	District
FAMILY HEALTH CENTRE ALANKODE	0.00%	MALAPPURAM
FAMILY HEALTH CENTRE ANICAD	0.00%	PATHANAMTHITTA
FAMILY HEALTH CENTRE AYALUR	0.00%	PALAKKAD
FAMILY HEALTH CENTRE CHALAVARA	0.00%	PALAKKAD
FAMILY HEALTH CENTRE CHELEMBRA	0.00%	MALAPPURAM
FAMILY HEALTH CENTRE CHITTAR	0.00%	PATHANAMTHITTA
FAMILY HEALTH CENTRE CHITTATTUKARA	0.00%	ERNAKULAM
FAMILY HEALTH CENTRE EDAVANAKKAD	0.00%	ERNAKULAM
FAMILY HEALTH CENTRE KANJIKUZH	0.00%	ALAPPUZHA
FAMILY HEALTH CENTRE KAPPOOR	0.00%	PALAKKAD

Pharmacy Usage % sorted in ascending order.

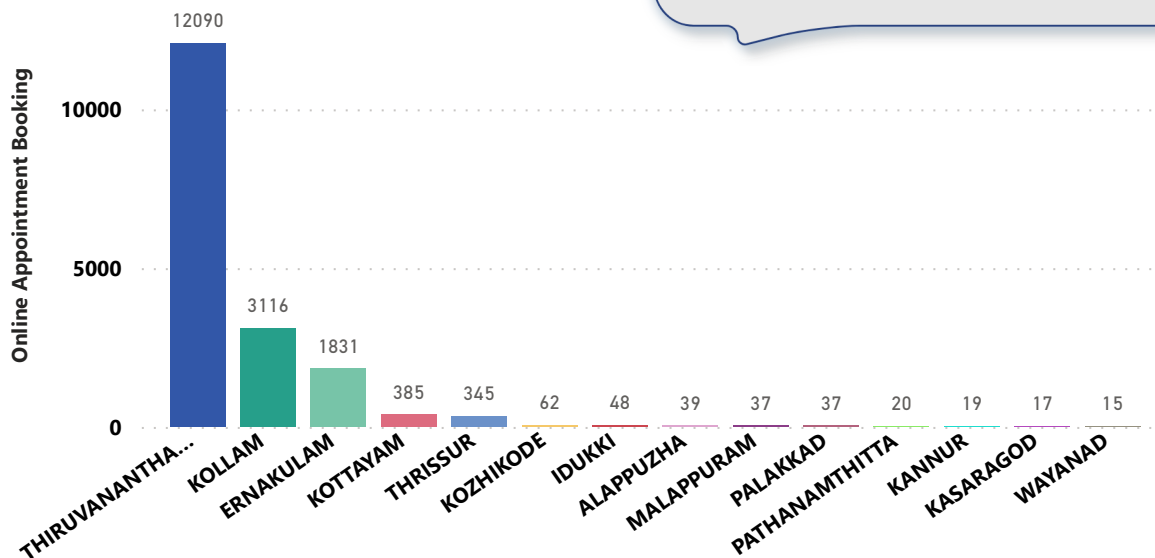
4. Status of Modules started in Hospitals

District-wise status of live institutions and the count of various modules [Reception, OP Consultation, Lab, Pharmacy] started.

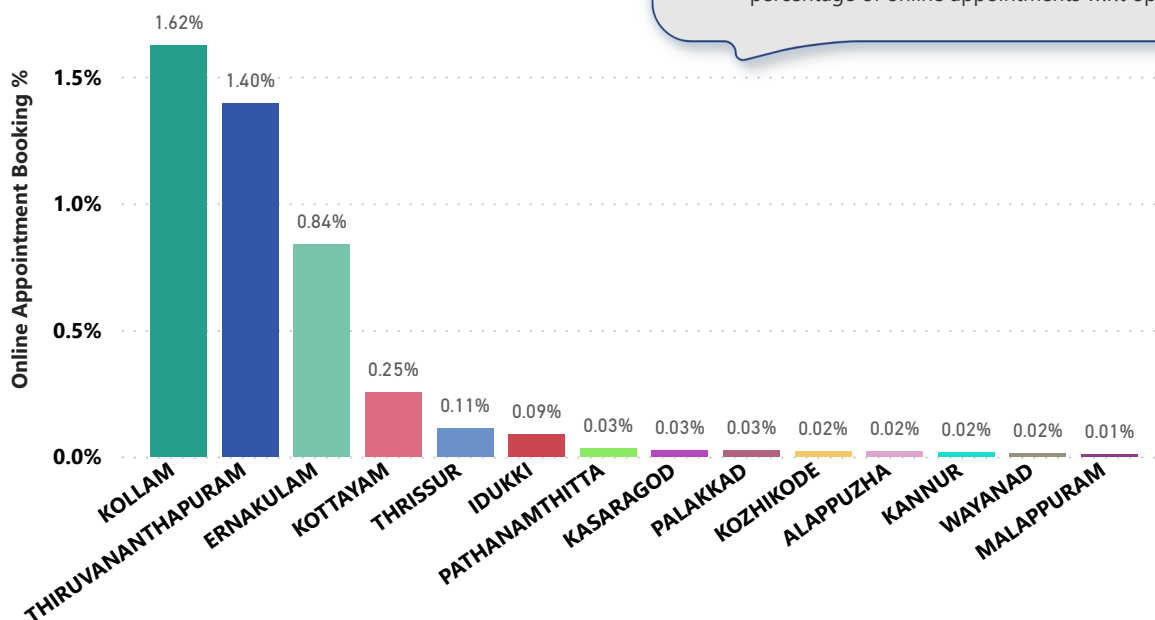
District Name	Live Institutions	Reception	Consultation	Lab	Pharmacy
THIRUVANANTHAPURAM	106	97 (91.5%)	90 (84.9%)	79 (74.5%)	71 (67%)
THRISSUR	70	55 (78.6%)	52 (74.3%)	46 (65.7%)	48 (68.6%)
KOZHIKODE	55	36 (65.5%)	35 (63.6%)	29 (52.7%)	30 (54.5%)
MALAPPURAM	53	45 (84.9%)	44 (83%)	19 (35.8%)	22 (41.5%)
PALAKKAD	45	39 (86.7%)	37 (82.2%)	31 (68.9%)	26 (57.8%)
ERNAKULAM	44	29 (65.9%)	25 (56.8%)	13 (29.5%)	15 (34.1%)
KANNUR	39	26 (66.7%)	25 (64.1%)	21 (53.8%)	22 (56.4%)
KOTTAYAM	32	21 (65.6%)	21 (65.6%)	14 (43.8%)	19 (59.4%)
KOLLAM	31	24 (77.4%)	24 (77.4%)	23 (74.2%)	23 (74.2%)
ALAPPUZHA	30	20 (66.7%)	19 (63.3%)	19 (63.3%)	18 (60%)
KASARAGOD	22	18 (81.8%)	17 (77.3%)	12 (54.5%)	17 (77.3%)
PATHANAMTHITTA	20	18 (90%)	16 (80%)	11 (55%)	13 (65%)
IDUKKI	19	18 (94.7%)	17 (89.5%)	11 (57.9%)	16 (84.2%)
WAYANAD	17	16 (94.1%)	16 (94.1%)	14 (82.4%)	15 (88.2%)
Total	583	462 (79.2%)	438 (75.1%)	342 (58.7%)	355 (60.9%)

## 5. Percentage of Online Appointment Booking in Hospitals

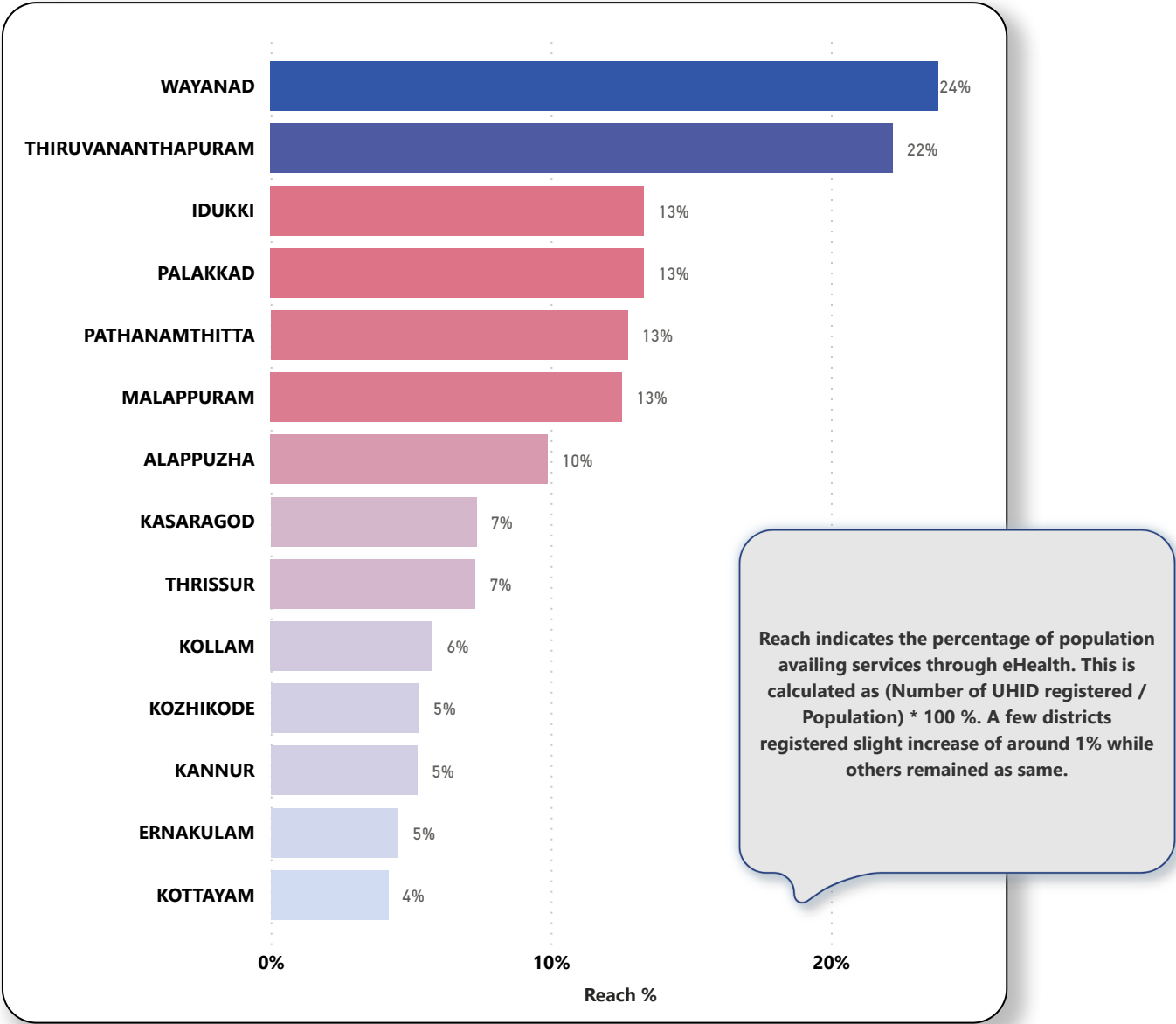
District-wise count of Online appointments taken during the month of March '23. TVM district remains at first position in the case of online appointments followed by Kollam and Ernakulam. Wayanad district is at the last position.



District-wise % of online appointment booking up on OP visits for the month of March '23. Calculation is performed as (Online appointments/OP visits) \* 100 %. Kollam district has the highest percentage of online appointments w.r.t op visits .



6. eHealth Performance - Reach



7. Public Health Survey Status

